

PROJECT: City View Tower at Court Square

ADDRESS:
23-15 44 DRIVE
LONG ISLAND CITY, NY, 11101

OWNER:
CITYVIEW TOWER LLC

Architect
Hill West Architects, LLP
11 Broadway New York, NY 10004
Tel: 212.213.8007

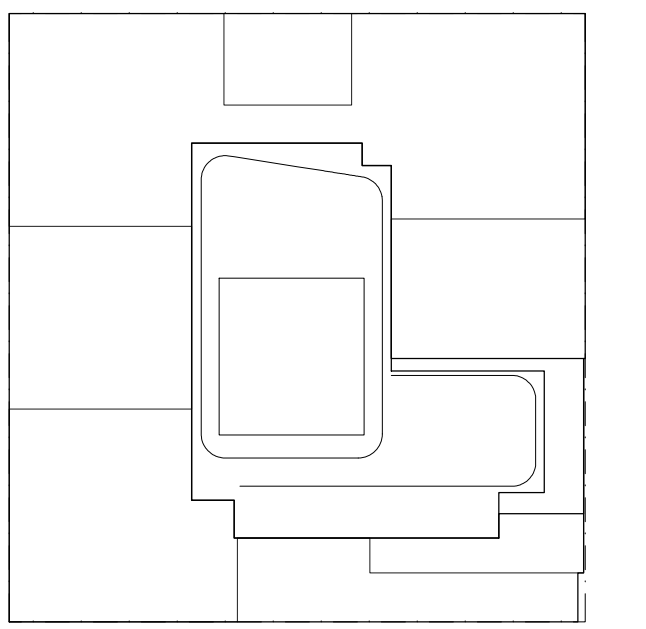
Structural Engineer
Desimone, Consulting Engineers
18 West 18th Street, 10th FL, New York, NY 10011
Tel: 212.532.2211

MEP Engineer
Cosentini Associates
Two Pennsylvania Plaza, 3rd FL, New York, NY 10121
Tel: 212.615.3996

Interior Design
Whitehall Interiors
11 Broadway New York, NY 10004
Tel: 212.908.4940

HILL | WEST
ARCHITECTS
11 BROADWAY
17TH FLOOR
NEW YORK, NY 10004
T. 212 213 8007





KEY PLAN

NOTES:

NOT FOR CONSTRUCTION

10/08/2017	ISSUED FOR DOB
09/15/2017	90% CD SET AND #3
08/02/2017	65% CD SET
03/04/2017	50% CD SET
03/10/2017	ISSUED FOR DOB
03/01/2017	ISSUED FOR DOB
02/14/2017	ISSUED FOR DOB
01/07/2017	SUPERSTRUCTURE SET
01/05/2017	ISSUED FOR DOB
11/17/2016	FAÇADE PAINTING SET
11/01/2016	100% INFORMATION AND SET
10/12/2016	ISSUED FOR DOB
05/09/2016	ISSUED FOR DOB
02/05/2016	DOB FILING SET

Number: Date: Revision:

Project:
City View Tower at Court Square
23-15 44th Drive
Long Island City, NY 11101

Client:
Cityview Tower LLC
112-15 NORTHERN BLVD, CF-2
CORONA, NY 11368
(718) 321-8652

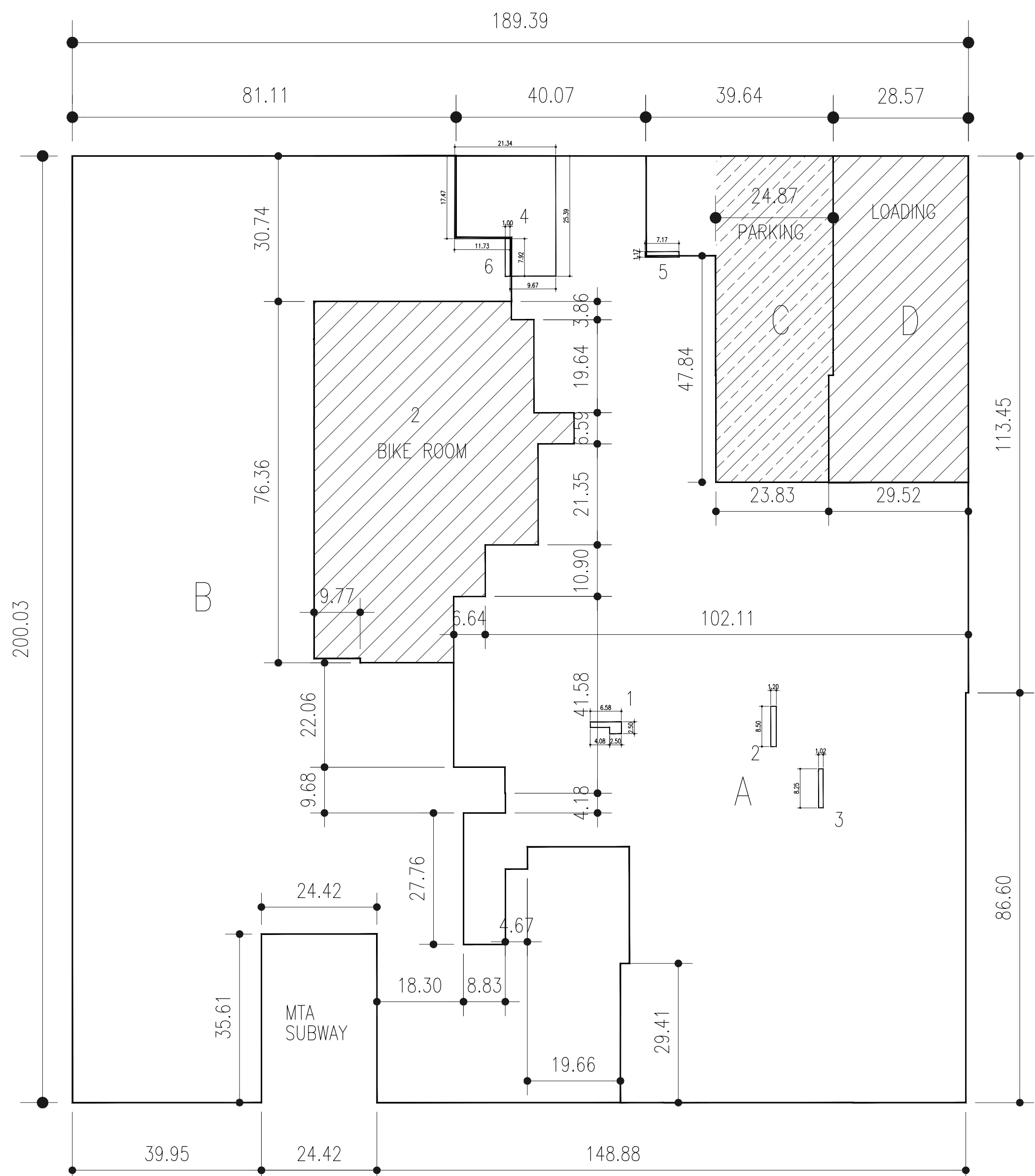
Architect:
HILL | WEST
ARCHITECTS
11 BROADWAY
17TH FLOOR
NEW YORK, NY 10004
T. 212 213 8007

Consultant:
DESIMONE CONSULTING ENGINEERS
140 Broadway 25th Floor
New York, NY, 10005
(212) 532-2211
Cosentini Associates
Two Pennsylvania Plaza, 3rd FL.
New York, NY 10121
(212) 615-3600
Whitehall
11 Broadway, 17th Floor
New York, NY 10004
(212) 908-4940

DOB STAMPS & SIGNATURES:

DWG TITLE:
ZONING DEDUCTION PLANS

SEAL & SIGNATURE:
REGISTERED ARCHITECT
STEPHEN HILL
DATE: 10/08/2017
PROJECT # 14436
SCALE: 1/8" = 1'-0"
Z-002.00
DWG NO. 003 OF 105

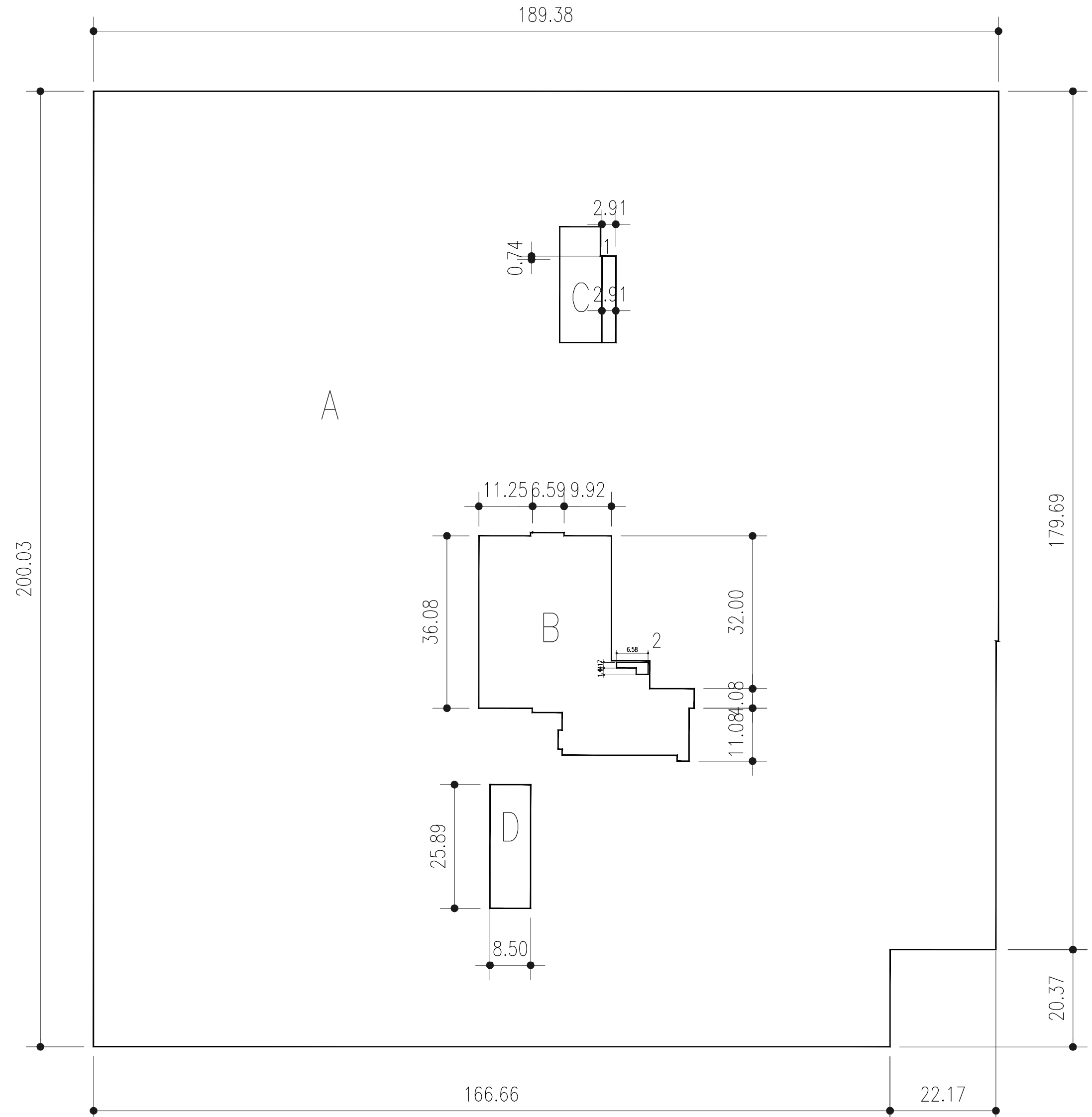


GROSS FLOOR AREA	
1ST FLOOR	17925.44 SQ. FT.
A RESIDENTIAL	15051.51 SQ. FT.
B COMMERCIAL	2000.34 SQ. FT.
C ACCESSORY PARKING	1993.09 SQ. FT.
D LOADING BERTH	36970.4 SQ. FT.
TOTAL	36970.4 SQ. FT.

DEDUCTIONS RESIDENTIAL		
LOCATION	TYPE	AREA
1	M	11.01 SQ. FT.
2	P	10.12 SQ. FT.
3	P	8.35 SQ. FT.
4	M	449.83 SQ. FT.
5	P	8.36 SQ. FT.
6	P	7.94 SQ. FT.
TOTAL		495.70 SQ. FT.

DEDUCTIONS PARKING		
LOCATION	TYPE	AREA
D	LOADING	792.00 SQ. FT.
C	PARKING	1686.20 SQ. FT.
TOTAL		2478.20 SQ. FT.

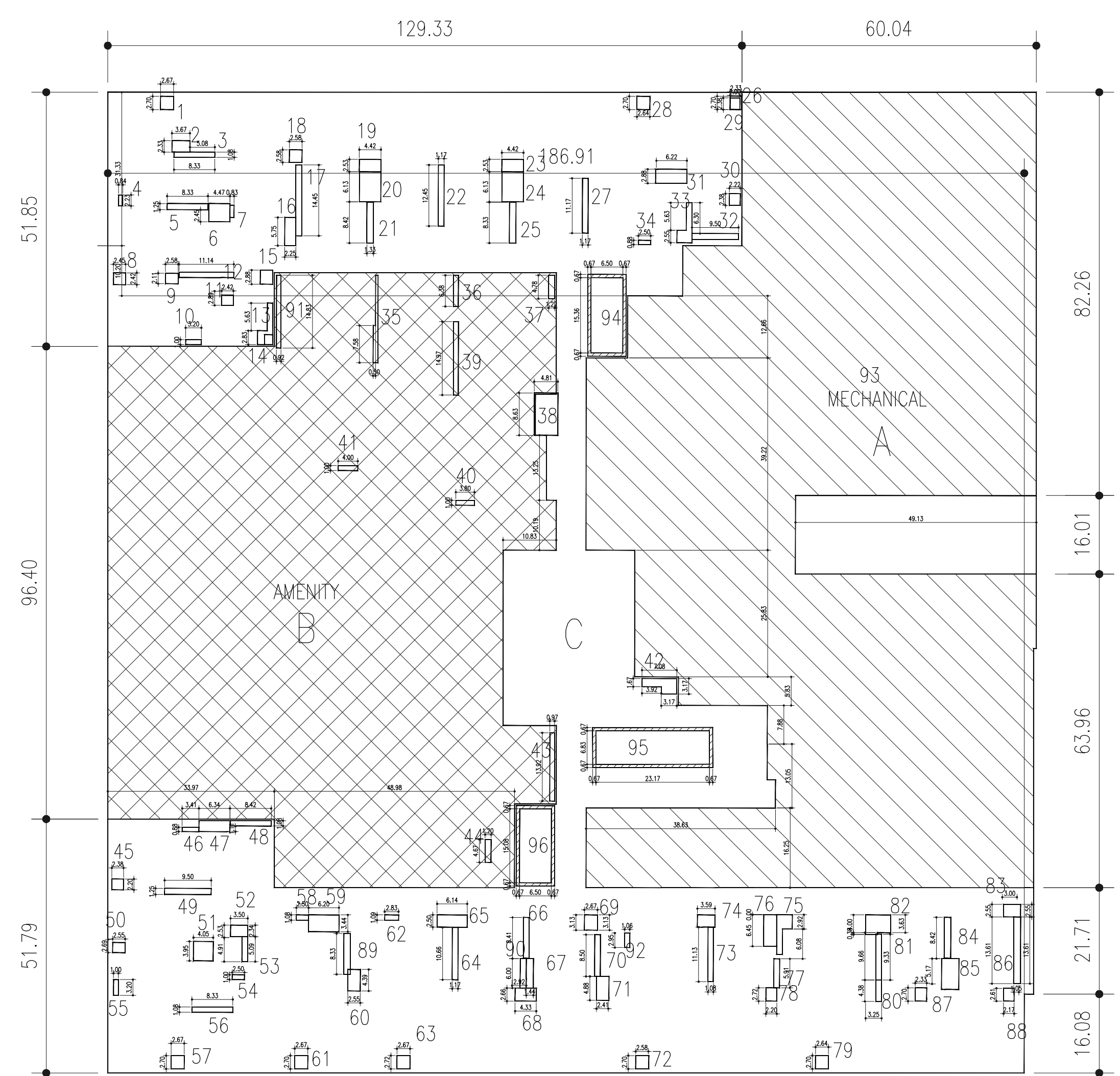
DEDUCTIONS BICYCLE PARKING		
LOCATION	TYPE	AREA
2	BIKE PARKING	3248.27 SQ. FT.
TOTAL		3248.27 SQ. FT.



GROSS FLOOR AREA	
2ND FLOOR	37383.31 SQ. FT.
A GROSS AREA	1396.72 SQ. FT.
B RESIDENTIAL CORE	265.03 SQ. FT.
C EXIT STAIRS	220.17 SQ. FT.
D EXIT STAIRS	35501.28 SQ. FT.
NET PARKING AREA	35501.28 SQ. FT.

DEDUCTIONS PARKING		
LOCATION	TYPE	AREA
A	PARKING	35501.28 SQ. FT.
TOTAL		35501.28 SQ. FT.

DEDUCTIONS RESIDENTIAL		
LOCATION	TYPE	AREA
1	M	52.74 SQ. FT.
2	M	11.01 SQ. FT.
3		
TOTAL		63.75 SQ. FT.



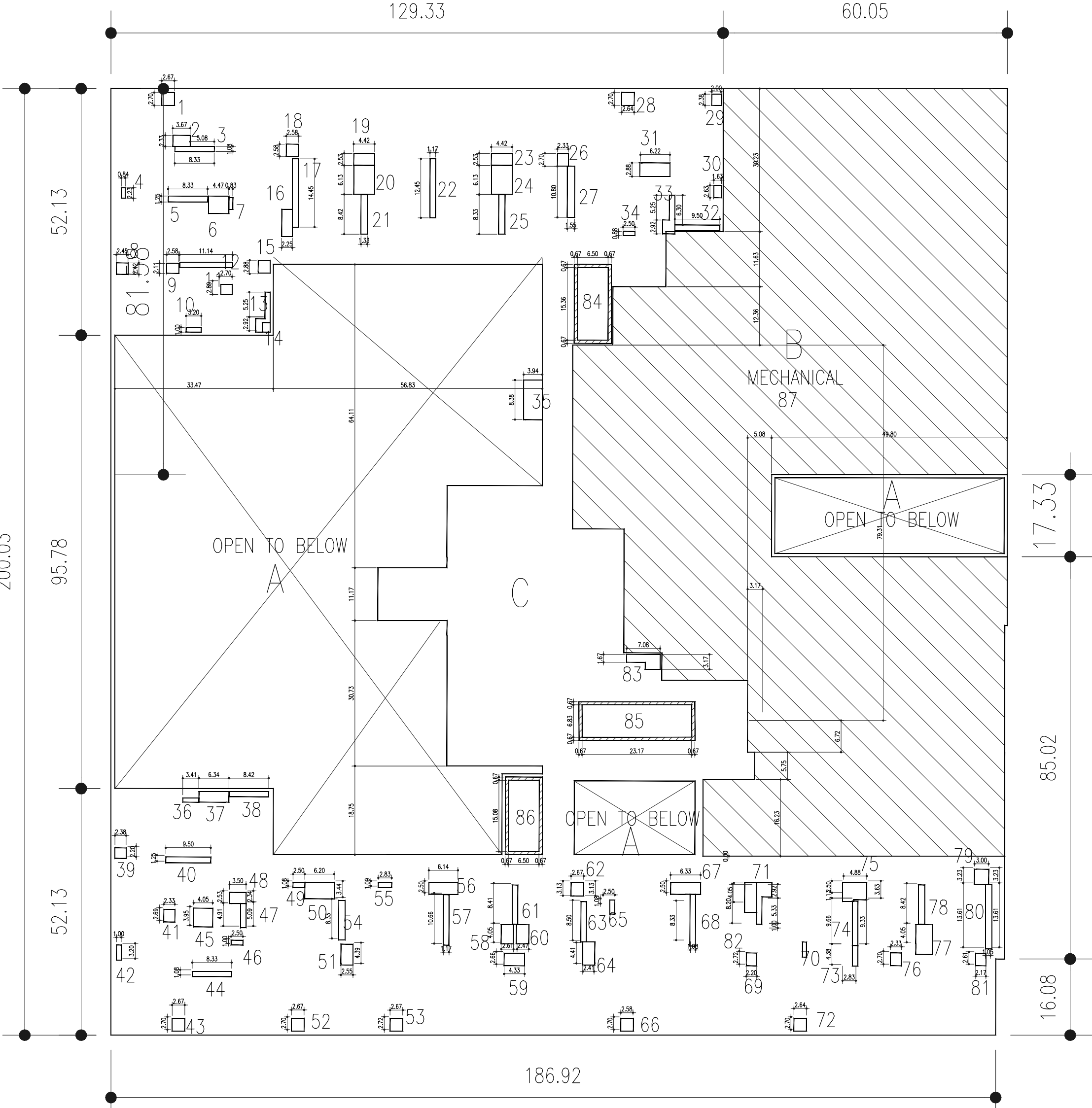
GROSS FLOOR AREA	
3RD FLOOR	11632.91 SQ. FT.
A MECHANICAL	9891.30 SQ. FT.
B AMENITY	16277.89 SQ. FT.
C RESIDENTIAL	37862.2 SQ. FT.
TOTAL	37862.2 SQ. FT.

DEDUCTIONS RESIDENTIAL		
LOCATION	TYPE	AREA
1	M	7.22 SQ. FT.
2	P	6.96 SQ. FT.
3	M	9.03 SQ. FT.
4	P	1.87 SQ. FT.
5	M	10.42 SQ. FT.
6	M	16.01 SQ. FT.
7	P	2.08 SQ. FT.
8	M	5.94 SQ. FT.
9	P	5.47 SQ. FT.
10	M	5.21 SQ. FT.
11	M	12.18 SQ. FT.
12	P	5.05 SQ. FT.
13	M	11.48 SQ. FT.
14	M	14.42 SQ. FT.
15	P	7.26 SQ. FT.
16	P	12.93 SQ. FT.
17	M	18.07 SQ. FT.
18	P	6.86 SQ. FT.
19	M	11.19 SQ. FT.
20	M	26.77 SQ. FT.
21	M	11.11 SQ. FT.
22	M	14.52 SQ. FT.
23	P	11.19 SQ. FT.
24	P	26.77 SQ. FT.
25	M	11.11 SQ. FT.
26	P	6.31 SQ. FT.
27	M	13.03 SQ. FT.
28	P	7.22 SQ. FT.
29	P	4.75 SQ. FT.
30	P	5.26 SQ. FT.
31	M	18.34 SQ. FT.
32	P	11.48 SQ. FT.
33	M	14.38 SQ. FT.
34	P	2.18 SQ. FT.
35	M	12.71 SQ. FT.
36	P	6.37 SQ. FT.
37	P	5.83 SQ. FT.
38	P	41.93 SQ. FT.
39	M	14.97 SQ. FT.
40	P	3.79 SQ. FT.
41	M	3.96 SQ. FT.
42	P	16.93 SQ. FT.
43	M	13.51 SQ. FT.
44	P	5.64 SQ. FT.
45	P	5.25 SQ. FT.
46	P	3.01 SQ. FT.
47	M	14.12 SQ. FT.
48	M	9.03 SQ. FT.
49	M	11.68 SQ. FT.
50	P	5.24 SQ. FT.
51	M	16.00 SQ. FT.
52	P	8.18 SQ. FT.
53	M	5.96 SQ. FT.
54	P	2.50 SQ. FT.
55	M	3.21 SQ. FT.
56	P	9.03 SQ. FT.
57	P	7.22 SQ. FT.
58	P	2.71 SQ. FT.
59	M	21.30 SQ. FT.
60	P	11.14 SQ. FT.
61	M	7.22 SQ. FT.
62	P	3.08 SQ. FT.
63	M	7.25 SQ. FT.
64	P	12.43 SQ. FT.

65	P	15.39 SQ. FT.
66	P	9.71 SQ. FT.
67	M	6.64 SQ. FT.
68	M	11.92 SQ. FT.
69	M	8.31 SQ. FT.
70	M	9.92 SQ. FT.
71	M	13.38 SQ. FT.
72	P	7.22 SQ. FT.
73	M	12.05 SQ. FT.
74	M	8.98 SQ. FT.
75	M	10.37 SQ. FT.
76	P	17.19 SQ. FT.
77	M	6.89 SQ. FT.
78	P	6.89 SQ. FT.
79	P	7.17 SQ. FT.
80	P	5.10 SQ. FT.
81	M	10.92 SQ. FT.
82	M	14.42 SQ. FT.
83	M	8.87 SQ. FT.
84	P	11.11 SQ. FT.
85	M	22.27 SQ. FT.
86	P	16.89 SQ. FT.
87	P	6.32 SQ. FT.
88	M	5.66 SQ. FT.
89	P	11.10 SQ. FT.
90	P	7.46 SQ. FT.
91	M	13.76 SQ. FT.
92	M	3.14 SQ. FT.
TOTAL		803.98 SQ. FT.

DEDUCTIONS MECHANICAL		
LOCATION	TYPE	AREA
93	MECH. ROOM	11632.91 SQ. FT.
TOTAL		11632.91 SQ. FT.

DEDUCTIONS STAIR		
LOCATION	TYPE	AREA
94	STAIR	30.93 SQ. FT.
95	STAIR	41.79 SQ. FT.
96	STAIR	30.53 SQ. FT.
TOTAL		103.25 SQ. FT.



GROSS FLOOR AREA	
4TH FLOOR	37,803.55 SQ. FT.
PERIMETER	9932.47 SQ. FT.
A OPEN TO BELOW	9932.47 SQ. FT.
GROSS FLOOR AREA	27,870.89 SQ. FT.

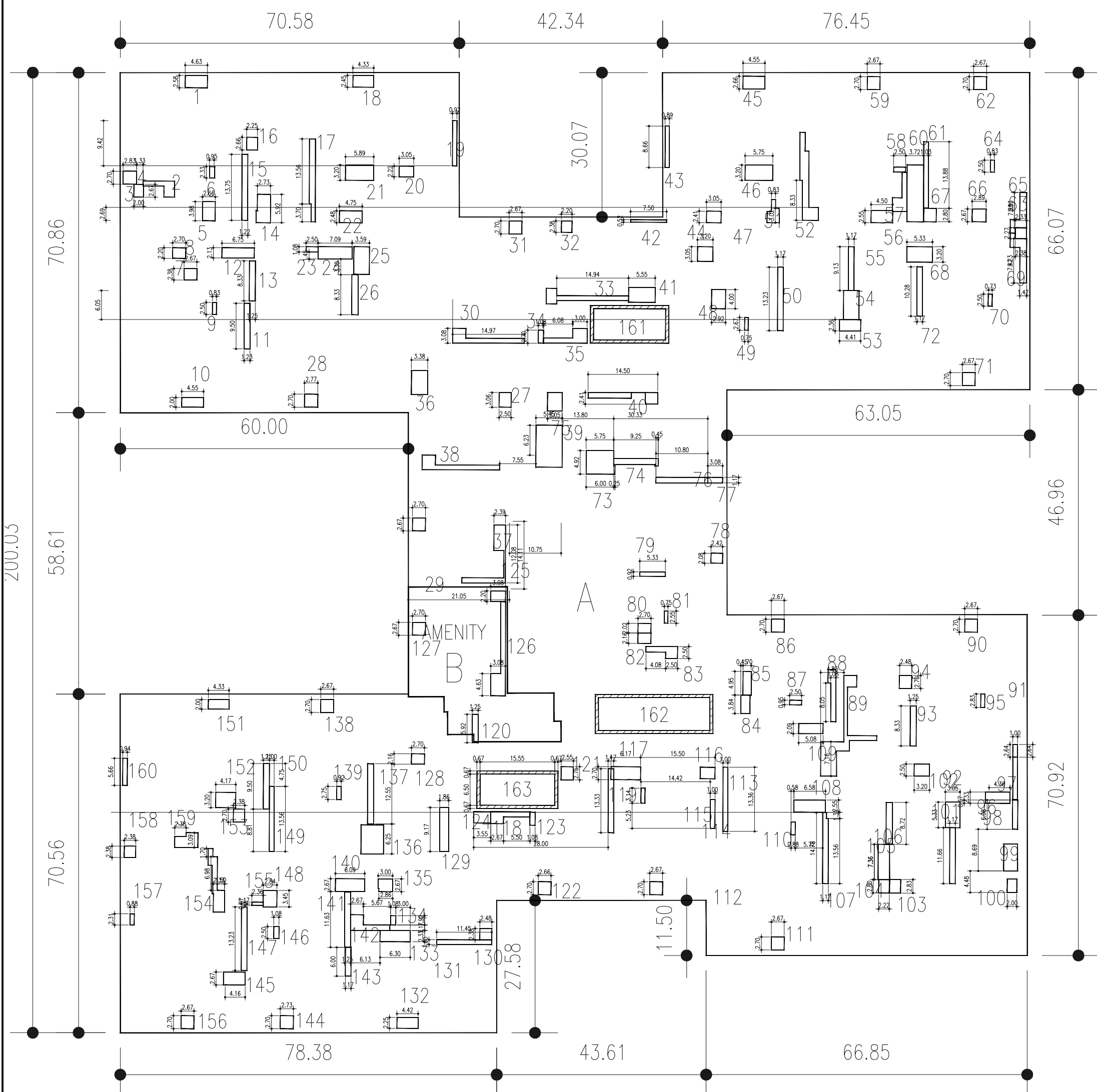
GROSS FLOOR AREA	
B MECHANICAL	11091.06 SQ. FT.
C RESIDENTIAL	16,779.82 SQ. FT.
TOTAL	27870.9 SQ. FT.

DEDUCTIONS RESIDENTIAL		
LOCATION	TYPE	AREA
1	M	7.22 SQ. FT.
2	P	6.96 SQ. FT.
3	M	9.03 SQ. FT.
4	P	1.87 SQ. FT.
5	M	10.42 SQ. FT.
6	M	16.01 SQ. FT.
7	P	2.08 SQ. FT.
8	M	5.94 SQ. FT.
9	P	5.47 SQ. FT.
10	M	5.21 SQ. FT.
11	M	12.18 SQ. FT.
12	P	5.05 SQ. FT.
13	M	11.47 SQ. FT.
14	M	14.42 SQ. FT.
15	P	7.26 SQ. FT.
16	P	12.93 SQ. FT.
17	M	18.07 SQ. FT.
18	P	6.86 SQ. FT.
19	M	11.19 SQ. FT.
20	M	26.77 SQ. FT.
21	M	11.11 SQ. FT.
22	M	14.52 SQ. FT.
23	P	11.19 SQ. FT.
24	P	26.77 SQ. FT.
25	M	11.11 SQ. FT.
26	P	6.31 SQ. FT.
27	M	16.64 SQ. FT.
28	P	7.22 SQ. FT.
29	P	4.75 SQ. FT.
30	P	4.93 SQ. FT.
31	M	18.34 SQ. FT.
32	P	11.48 SQ. FT.
33	M	13.66 SQ. FT.
34	P	2.18 SQ. FT.
35	M	32.92 SQ. FT.
36	P	3.01 SQ. FT.
37	P	14.12 SQ. FT.
38	P	6.03 SQ. FT.
39	M	5.25 SQ. FT.
40	P	11.69 SQ. FT.
41	M	6.25 SQ. FT.
42	P	2.17 SQ. FT.
43	M	7.22 SQ. FT.
44	P	9.03 SQ. FT.
45	P	16.00 SQ. FT.
46	M	7.25 SQ. FT.
47	M	5.95 SQ. FT.
48	M	8.18 SQ. FT.
49	M	5.71 SQ. FT.
50	P	21.30 SQ. FT.
51	M	11.14 SQ. FT.
52	P	7.22 SQ. FT.
53	M	7.25 SQ. FT.
54	P	11.10 SQ. FT.
55	M	3.08 SQ. FT.
56	P	15.39 SQ. FT.
57	P	12.43 SQ. FT.
58	P	10.92 SQ. FT.
59	M	11.62 SQ. FT.
60	P	10.62 SQ. FT.
61	M	9.17 SQ. FT.
62	P	7.55 SQ. FT.
63	M	9.92 SQ. FT.
64	P	12.37 SQ. FT.

65	P	3.14 SQ. FT.
66	P	7.22 SQ. FT.
67	M	16.85 SQ. FT.
68	M	12.80 SQ. FT.
69	M	6.00 SQ. FT.
70	P	2.64 SQ. FT.
71	M	16.00 SQ. FT.
72	P	7.17 SQ. FT.
73	M	5.10 SQ. FT.
74	P	10.92 SQ. FT.
75	M	19.42 SQ. FT.
76	P	6.32 SQ. FT.
77	M	22.29 SQ. FT.
78	P	11.11 SQ. FT.
79	P	6.87 SQ. FT.
80	P	18.48 SQ. FT.
81	M	5.66 SQ. FT.
82	M	16.08 SQ. FT.
83	M	16.55 SQ. FT.
TOTAL		854.67 SQ. FT.

DEDUCTIONS STAIR		
LOCATION	TYPE	AREA
84	STAIR	30.93 SQ. FT.
85	STAIR	41.79 SQ. FT.
86	STAIR	30.53 SQ. FT.
TOTAL		103.25 SQ. FT.

DEDUCTIONS MECHANICAL		
LOCATION	TYPE	AREA
87	MECH. ROOM	11091.06 SQ. FT.
TOTAL		11091.06 SQ. FT.



GROSS FLOOR AREA	
7TH FLOOR	
A RESIDENTIAL	27125.18 SQ. FT.
B AMENITY	686.58 SQ. FT.
TOTAL	27811.8 SQ. FT.

DEDUCTIONS RESIDENTIAL		
LOCATION	TYPE	AREA
1	M	11.92 SQ. FT.
2	P	11.79 SQ. FT.
3	M	7.41 SQ. FT.
4	P	5.32 SQ. FT.
5	M	10.61 SQ. FT.
6	M	2.35 SQ. FT.
7	P	5.95 SQ. FT.
8	M	6.33 SQ. FT.
9	P	2.08 SQ. FT.
10	M	9.08 SQ. FT.
11	M	11.79 SQ. FT.
12	P	14.35 SQ. FT.
13	M	10.42 SQ. FT.
14	M	16.83 SQ. FT.
15	P	16.86 SQ. FT.
16	P	5.98 SQ. FT.
17	M	20.22 SQ. FT.
18	P	10.83 SQ. FT.
19	M	6.73 SQ. FT.
20	M	6.75 SQ. FT.
21	M	18.88 SQ. FT.
22	M	11.81 SQ. FT.
23	P	2.71 SQ. FT.
24	P	18.83 SQ. FT.
25	M	18.88 SQ. FT.
26	P	11.11 SQ. FT.
27	M	7.06 SQ. FT.
28	P	7.50 SQ. FT.
29	P	7.22 SQ. FT.
30	P	20.88 SQ. FT.
31	M	7.22 SQ. FT.
32	P	5.24 SQ. FT.
33	M	21.86 SQ. FT.
34	P	2.83 SQ. FT.
35	M	16.71 SQ. FT.
36	P	16.88 SQ. FT.
37	P	24.51 SQ. FT.
38	P	21.30 SQ. FT.
39	M	47.75 SQ. FT.
40	P	4.21 SQ. FT.
41	M	17.19 SQ. FT.
42	P	3.86 SQ. FT.
43	M	7.68 SQ. FT.
44	P	7.34 SQ. FT.
45	P	12.86 SQ. FT.
46	P	18.46 SQ. FT.
47	M	9.76 SQ. FT.
48	M	11.87 SQ. FT.
49	M	2.00 SQ. FT.
50	P	15.44 SQ. FT.
51	M	8.53 SQ. FT.
52	P	32.49 SQ. FT.
53	M	10.41 SQ. FT.
54	P	19.40 SQ. FT.
55	M	10.84 SQ. FT.
56	P	11.44 SQ. FT.
57	P	13.82 SQ. FT.
58	P	2.80 SQ. FT.
59	M	7.22 SQ. FT.
60	P	40.66 SQ. FT.
61	M	13.79 SQ. FT.
62	P	7.23 SQ. FT.
63	M	5.30 SQ. FT.
64	P	2.08 SQ. FT.
65	P	14.86 SQ. FT.
66	P	7.72 SQ. FT.
67	M	7.26 SQ. FT.
68	M	17.11 SQ. FT.
69	M	17.87 SQ. FT.

GROSS FLOOR AREA	
7TH FLOOR	
A RESIDENTIAL	11986.26 SQ. FT.
B AMENITY	686.58 SQ. FT.
TOTAL	11986.3 SQ. FT.

DEDUCTIONS RESIDENTIAL		
LOCATION	TYPE	AREA
1	M	5.53 SQ. FT.
2	P	14.35 SQ. FT.
3	M	11.09 SQ. FT.
4	P	12.40 SQ. FT.
5	M	10.28 SQ. FT.
6	M	13.07 SQ. FT.
7	P	10.52 SQ. FT.
8	M	6.44 SQ. FT.
9	P	4.87 SQ. FT.
10	M	1.96 SQ. FT.
11	M	17.59 SQ. FT.
12	P	46.21 SQ. FT.
13	M	11.68 SQ. FT.
14	M	4.88 SQ. FT.
15	P	7.22 SQ. FT.
16	P	22.81 SQ. FT.
17	M	23.14 SQ. FT.
18	P	19.15 SQ. FT.
19	M	3.87 SQ. FT.
20	M	10.59 SQ. FT.
21	M	2.21 SQ. FT.
22	M	6.44 SQ. FT.
23	P	7.22 SQ. FT.
24	P	13.87 SQ. FT.
25	M	6.23 SQ. FT.
26	P	7.38 SQ. FT.
27	M	5.87 SQ. FT.
28	P	6.32 SQ. FT.
29	P	12.25 SQ. FT.
30	P	9.25 SQ. FT.
31	M	4.37 SQ. FT.
32	P	11.24 SQ. FT.
33	M	8.43 SQ. FT.
34	P	28.26 SQ. FT.
35	M	1.87 SQ. FT.
36	P	23.02 SQ. FT.
37	P	5.68 SQ. FT.
38	P	11.84 SQ. FT.
39	M	13.86 SQ. FT.
40	P	6.33 SQ. FT.
41	M	7.80 SQ. FT.
42	P	12.18 SQ. FT.
43	M	7.21 SQ. FT.
44	P	11.12 SQ. FT.
45	P	8.02 SQ. FT.
46	P	4.82 SQ. FT.
47	M	5.91 SQ. FT.
48	M	16.55 SQ. FT.
49	M	15.37 SQ. FT.
50	P	4.85 SQ. FT.
51	M	7.22 SQ. FT.
52	P	12.44 SQ. FT.
53	M	15.52 SQ. FT.
54	P	2.71 SQ. FT.
55	M	4.43 SQ. FT.
56	P	18.22 SQ. FT.
57	P	12.64 SQ. FT.
58	P	10.89 SQ. FT.
59	M	15.82 SQ. FT.
60	P	7.86 SQ. FT.
61	M	7.86 SQ. FT.
62	M	8.51 SQ. FT.
63	M	2.35 SQ. FT.
64	P	7.44 SQ. FT.
65	P	11.31 SQ. FT.
66	P	5.69 SQ. FT.

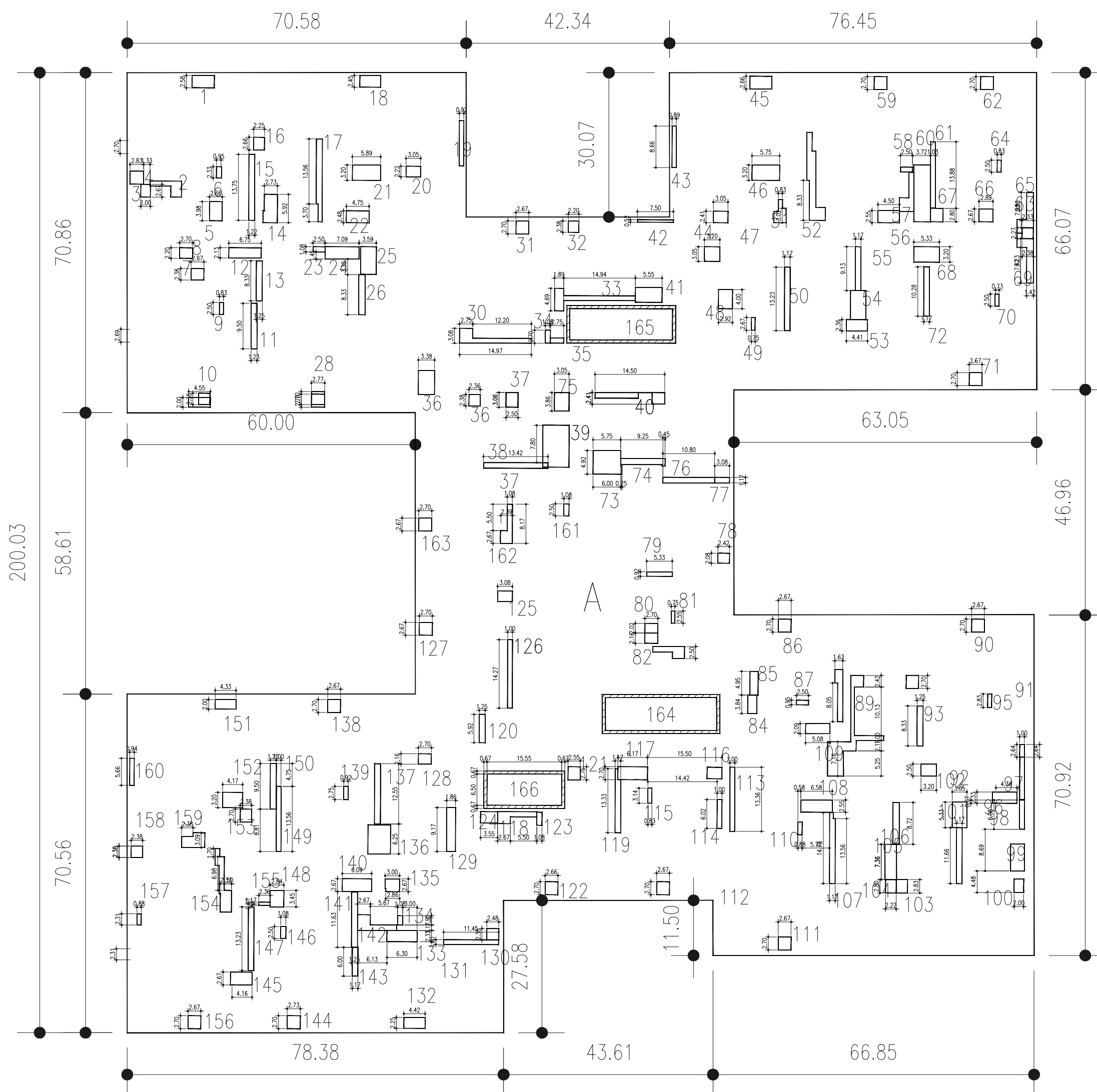
67	M	7.25 SQ. FT.
68	M	11.61 SQ. FT.
69	M	2.80 SQ. FT.
70	P	3.48 SQ. FT.
71	M	10.49 SQ. FT.
72	P	14.30 SQ. FT.
73	M	8.61 SQ. FT.
74	P	10.23 SQ. FT.
75	M	6.47 SQ. FT.
76	P	7.56 SQ. FT.
77	M	6.44 SQ. FT.
78	M	774.70 SQ. FT.

DEDUCTIONS RESIDENTIAL		
LOCATION	TYPE	AREA
77	STAIR	24.39 SQ. FT.
78	STAIR	41.00 SQ. FT.
79	STAIR	18.91 SQ. FT.
TOTAL		84.29 SQ. FT.

DEDUCTIONS RESIDENTIAL		
LOCATION	TYPE	AREA
77	STAIR	24.39 SQ. FT.
78	STAIR	41.00 SQ. FT.
79	STAIR	18.91 SQ. FT.
TOTAL		84.29 SQ. FT.

143	M	7.00 SQ. FT.
144	P	7.41 SQ. FT.
145	P	12.00 SQ. FT.
146	M	3.71 SQ. FT.
147	P	15.44 SQ. FT.
148	P	9.84 SQ. FT.
149	M	13.47 SQ. FT.
150	M	11.88 SQ. FT.
151	M	8.83 SQ. FT.
152	M	13.33 SQ. FT.
153	P	6.39 SQ. FT.
154	M	21.50 SQ. FT.
155	P	1.99 SQ. FT.
156	P	7.22 SQ. FT.
157	M	3.02 SQ. FT.
158	P	5.83 SQ. FT.
159	P	13.06 SQ. FT.
160	M	5.29 SQ. FT.
161		
TOTAL		1764.29 SQ. FT.

DEDUCTIONS RESIDENTIAL		
LOCATION	TYPE	AREA
161	STAIR	30.43 SQ. FT.
162	STAIR	41.78 SQ. FT.
163	STAIR	31.16 SQ. FT.
TOTAL		103.37 SQ. FT.



GROSS FLOOR AREA	
8TH FLOOR	
A RESIDENTIAL	27811.79 SQ. FT.
TOTAL	27811.8 SQ. FT.

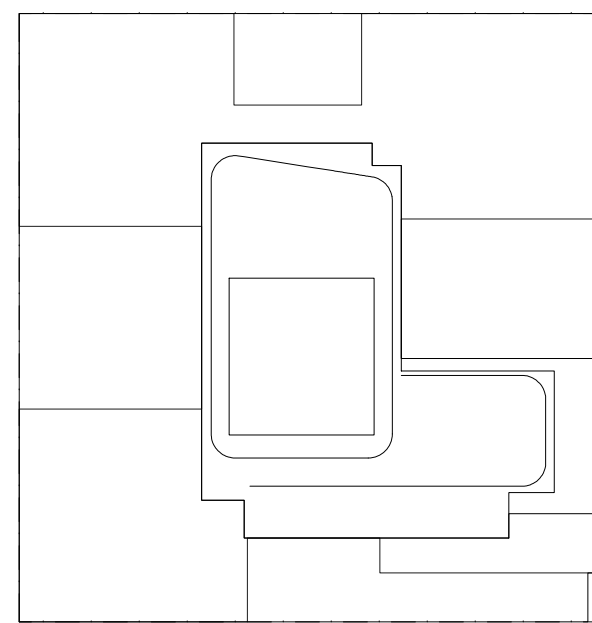
DEDUCTIONS RESIDENTIAL		
LOCATION	TYPE	AREA
1	M	11.92 SQ. FT.
2	P	11.79 SQ. FT.
3	M	7.41 SQ. FT.
4	P	5.32 SQ. FT.
5	M	10.61 SQ. FT.
6	M	2.35 SQ. FT.
7	P	5.95 SQ. FT.
8	M	6.33 SQ. FT.
9	P	2.08 SQ. FT.
10	M	9.08 SQ. FT.
11	M	11.79 SQ. FT.
12	P	14.35 SQ. FT.
13	M	10.42 SQ. FT.
14	M	16.83 SQ. FT.
15	P	16.86 SQ. FT.
16	P	5.98 SQ. FT.
17	M	20.22 SQ. FT.
18	P	10.83 SQ. FT.
19	M	6.73 SQ. FT.
20	M	6.75 SQ. FT.
21	M	18.88 SQ. FT.
22	M	11.81 SQ. FT.
23	P	2.71 SQ. FT.
24	P	18.83 SQ. FT.
25	M	18.88 SQ. FT.
26	P	11.11 SQ. FT.
27	M	7.06 SQ. FT.
28	P	7.50 SQ. FT.
29	P	7.22 SQ. FT.
30	P	20.88 SQ. FT.
31	M	7.22 SQ. FT.
32	P	5.24 SQ. FT.
33	M	21.86 SQ. FT.
34	P	2.83 SQ. FT.
35	M	16.71 SQ. FT.
36	P	16.88 SQ. FT.
37	P	24.51 SQ. FT.
38	P	21.30 SQ. FT.
39	M	47.75 SQ. FT.
40	P	4.21 SQ. FT.
41	M	17.19 SQ. FT.
42	P	3.86 SQ. FT.
43	M	7.68 SQ. FT.
44	P	7.34 SQ. FT.
45	P	12.86 SQ. FT.
46	P	18.46 SQ. FT.
47	M	9.76 SQ. FT.
48	M	11.87 SQ. FT.
49	M	2.00 SQ. FT.
50	P	15.44 SQ. FT.
51	M	8.53 SQ. FT.
52	P	32.49 SQ. FT.
53	M	10.41 SQ. FT.
54	P	19.40 SQ. FT.
55	M	10.84 SQ. FT.
56	P	11.44 SQ. FT.
57	P	13.82 SQ. FT.
58	P	2.80 SQ. FT.
59	M	7.22 SQ. FT.
60	P	40.66 SQ. FT.
61	M	13.79 SQ. FT.
62	P	7.23 SQ. FT.
63	M	5.30 SQ. FT.
64	P	2.08 SQ. FT.
65	P	14.86 SQ. FT.
66	P	7.72 SQ. FT.
67	M	7.26 SQ. FT.
68	M	17.11 SQ. FT.
69	M	17.87 SQ. FT.
70	P	2.80 SQ. FT.
71	M	7.22 SQ. FT.

GROSS FLOOR AREA	
8TH FLOOR	
A RESIDENTIAL	11986.26 SQ. FT.
B AMENITY	686.58 SQ. FT.
TOTAL	11986.3 SQ. FT.

DEDUCTIONS RESIDENTIAL		
LOCATION	TYPE	AREA
1	M	4.77 SQ. FT.
2	P	13.83 SQ. FT.
3	M	5.34 SQ. FT.
4	P	10.52 SQ. FT.
5	M	8.65 SQ. FT.
6	M	10.03 SQ. FT.
7	P	10.17 SQ. FT.
8	M	6.44 SQ. FT.
9	P	4.48 SQ. FT.
10	M	10.86 SQ. FT.
11	M	17.59 SQ. FT.
12	P	40.45 SQ. FT.
13	M	6.94 SQ. FT.
14	M	2.88 SQ. FT.
15	P	7.05 SQ. FT.
16	P	3.36 SQ. FT.
17	M	14.65 SQ. FT.
18	P	16.52 SQ. FT.
19	M	3.21 SQ. FT.
20	M	11.49 SQ. FT.
21	M	2.21 SQ. FT.
22	M	3.44 SQ. FT.
23	P	7.05 SQ. FT.
24	P	13.11 SQ. FT.
25	M	6.23 SQ. FT.
26	P	6.88 SQ. FT.
27	M	13.10 SQ. FT.
28	P	7.00 SQ. FT.
29	P	8.99 SQ. FT.
30	P	14.89 SQ. FT.
31	P	5.33 SQ. FT.
32	P	1.51 SQ. FT.
33	M	12.74 SQ. FT.
34	P	10.84 SQ. FT.
35	M	16.75 SQ. FT.
36	P	17.44 SQ. FT.
37	P	2.71 SQ. FT.
38	P	11.72 SQ. FT.
39	M	3.34 SQ. FT.
40	P	5.44 SQ. FT.
41	M	7.39 SQ. FT.
42	P	10.65 SQ. FT.
43	M	7.73 SQ. FT.
44	P	10.66 SQ. FT.
45	P	7.73 SQ. FT.
46	P	3.48 SQ. FT.
47	M	4.96 SQ. FT.
48	M	16.03 SQ. FT.
49	M	6.70 SQ. FT.
50	P	5.80 SQ. FT.
51	M	7.11 SQ. FT.
52	P	8.94 SQ. FT.
53	M	13.30 SQ. FT.
54	P	2.38 SQ. FT.
55	M	2.70 SQ. FT.
56	P	17.20 SQ. FT.
57	P	16.02 SQ. FT.
58	P	8.75 SQ. FT.
59	M	14.85 SQ. FT.
60	P	7.11 SQ. FT.
61	M	7.97 SQ. FT.
62	P	5.27 SQ. FT.
63	M	2.07 SQ. FT.
64	P	7.35 SQ. FT.

65	P	9.90 SQ. FT.
66	P	6.81 SQ. FT.
67	M	7.71 SQ. FT.
68	M	6.73 SQ. FT.
69	M	2.71 SQ. FT.
70	P	3.48 SQ. FT.
71	M	10.30 SQ. FT.
72	P	9.89 SQ. FT.
73	M	8.38 SQ. FT.
74	P	9.87 SQ. FT.
75	M	5.86 SQ. FT.
76	P	13.80 SQ. FT.
77	M	8.99 SQ. FT.
78	P	11.18 SQ. FT.
79	M	21.13 SQ. FT.
80	P	11.18 SQ. FT.
81	M	14.95 SQ. FT.
82		768.10 SQ. FT.

DEDUCTIONS RESIDENTIAL		
LOCATION	TYPE	AREA
82	STAIR	41.78 SQ. FT.
TOTAL		41.78 SQ. FT.



KEY PLAN

NOTES:

DEDUCTIONS RESIDENTIAL		
LOCATION	TYPE	AREA
164	STAIR	41.78 SQ. FT.
165	STAIR	38.47 SQ. FT.
166	STAIR	31.16 SQ. FT.
TOTAL		111.41 SQ. FT.

NOT FOR CONSTRUCTION

10/06/2017	ISSUED FOR DOB
09/15/2017	90% CD SET AND #3
06/02/2017	65% CD SET
03/04/2017	55% CD SET
03/03/2017	ISSUED FOR DOB
03/01/2017	ISSUED FOR DOB
02/14/2017	ISSUED FOR DOB
01/07/2017	SUPPLEMENTAL SET
01/05/2017	ISSUED FOR DOB
11/17/2016	FAÇADE PAVING SET
11/01/2016	100% INFORMATION HDS SET
10/12/2016	ISSUED FOR DOB
06/09/2016	ISSUED FOR DOB
02/05/2016	DOB FILING SET

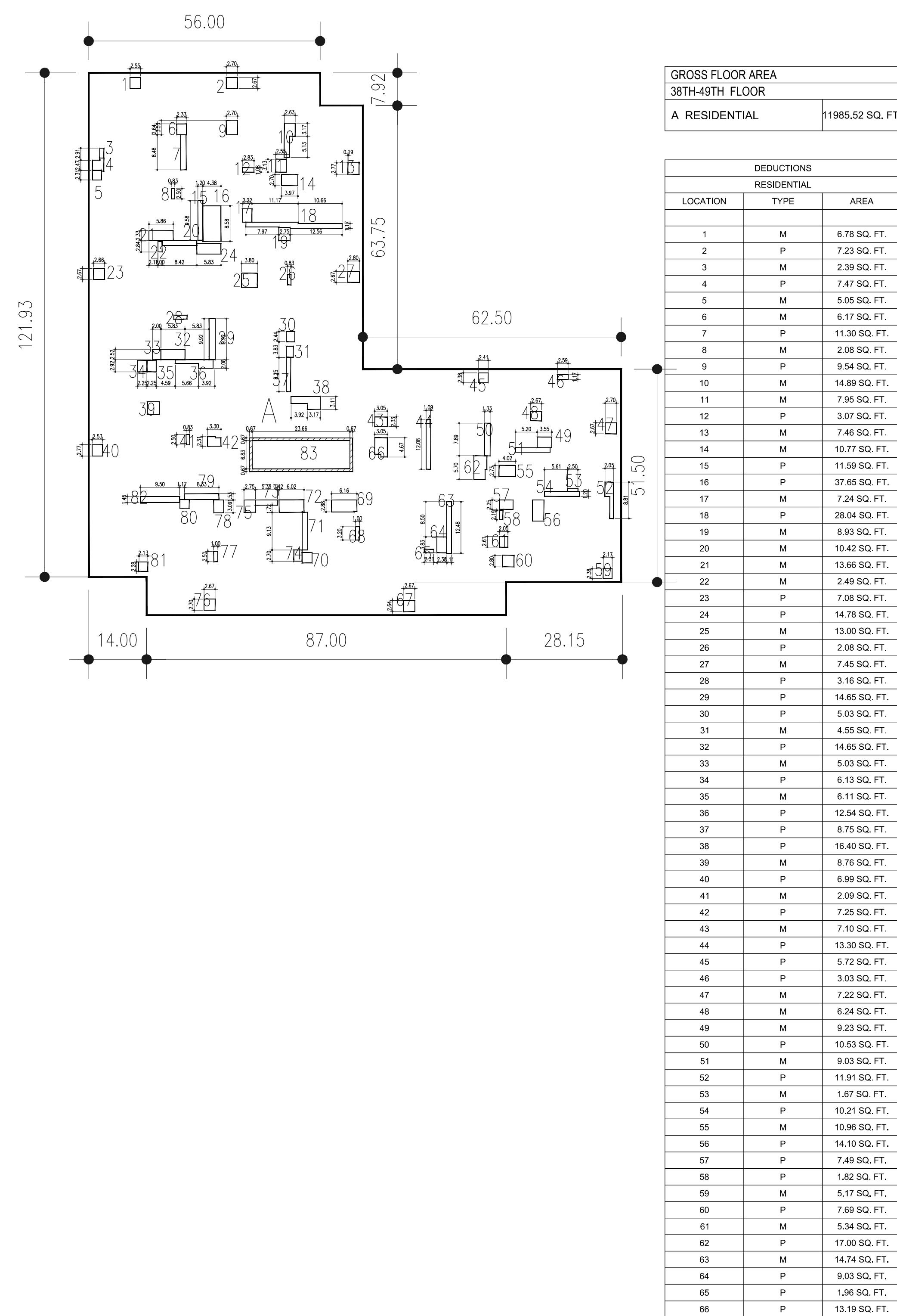
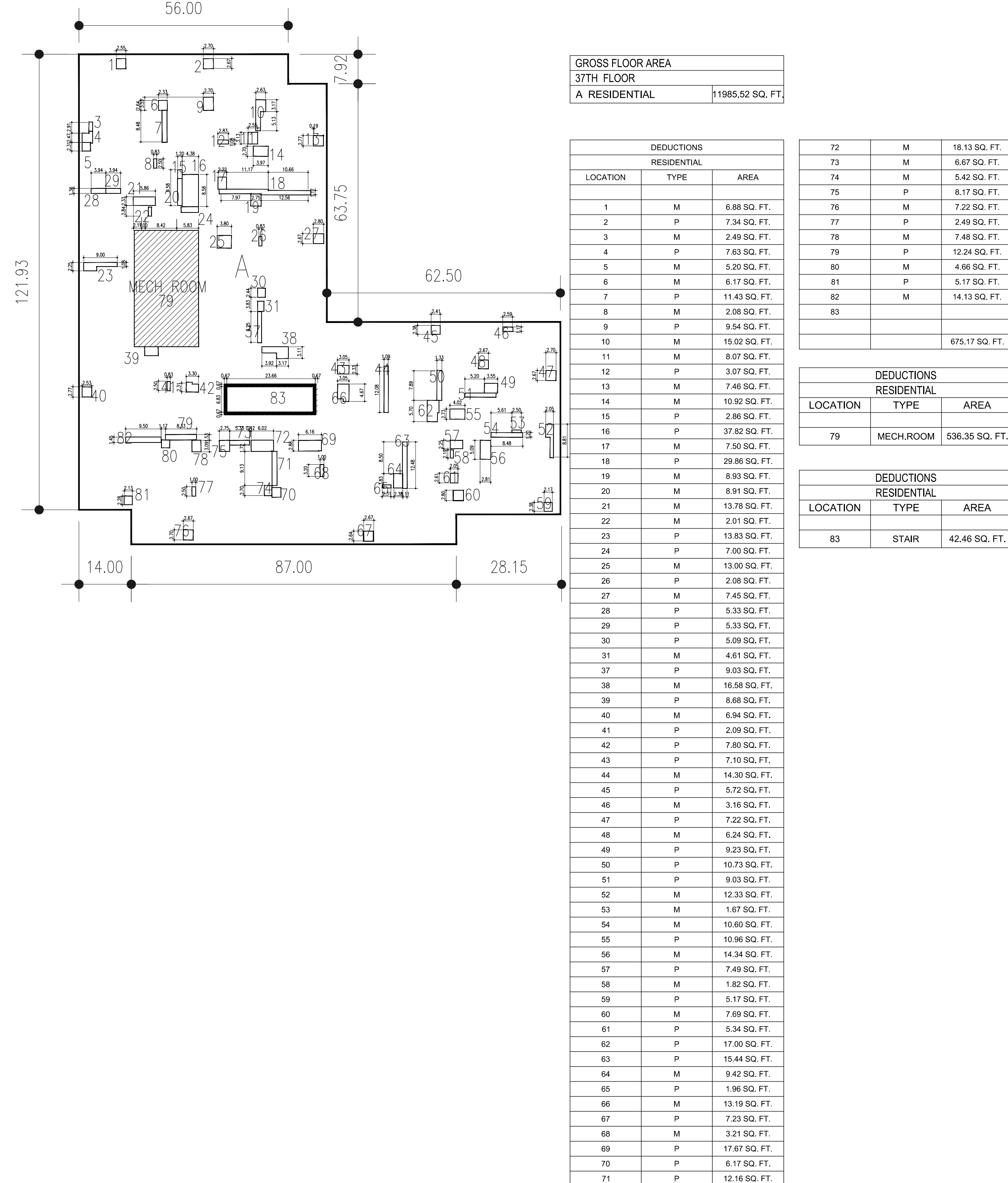
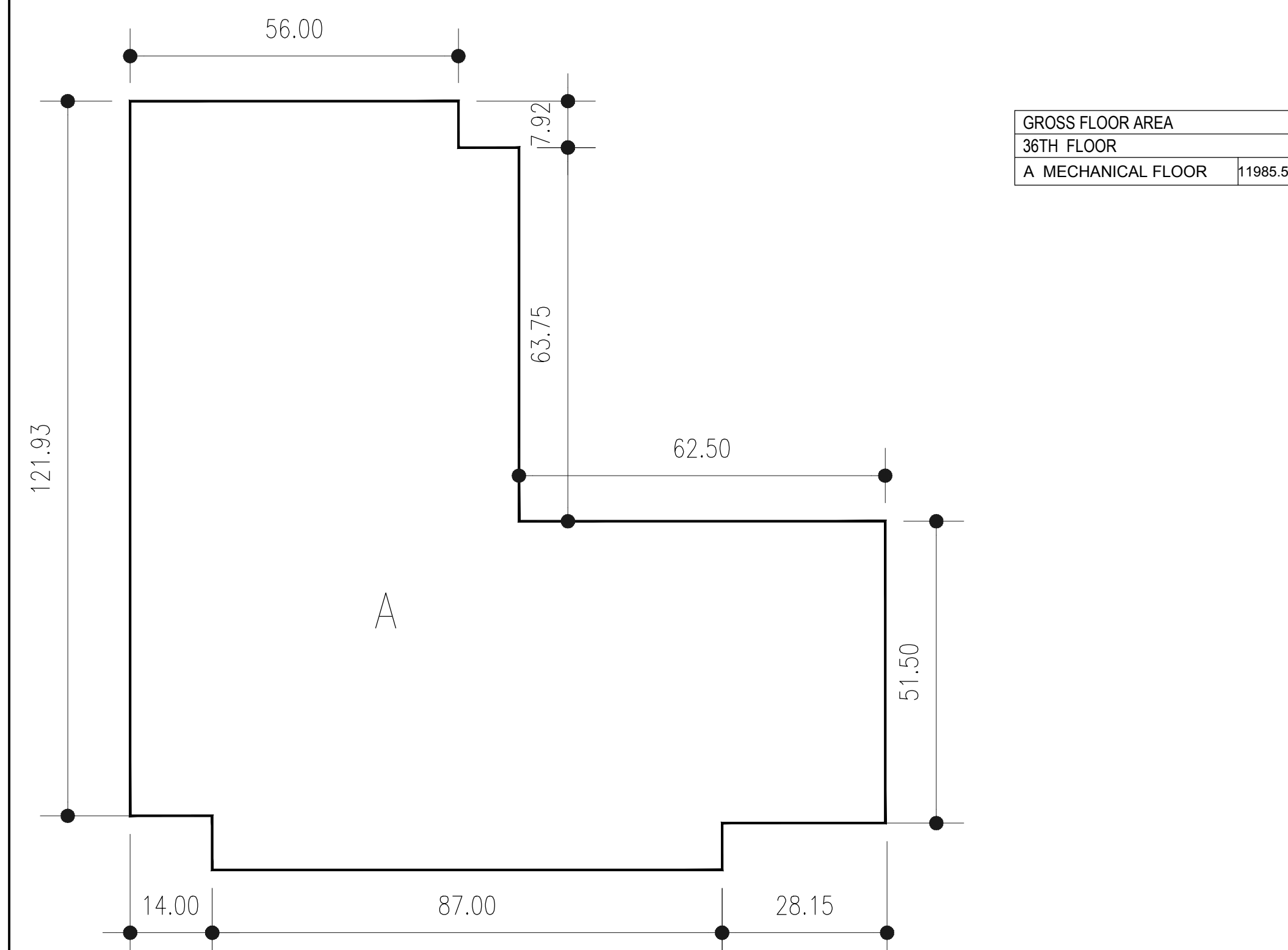
Number: Date: Revision:

Project:
City View Tower at Court Square
23-15 44th Drive
Long Island City, NY 11101

Client:
Cityview Tower LLC
112-15 NORTHERN BLVD, CF-2
CORONA, NY 11368
(718) 321-8652

Architect:
HILL | WEST
ARCHITECTS
11 BROADWAY
17TH FLOOR
NEW YORK, NY 10004
T. 212.213.8007

Consultant:
DESIMONE CONSULTING ENGINEERS
140 Broadway 25th Floor
New York, NY, 10005
(212) 532-2211
Cosentini Associates
Two Pennsylvania Plaza, 3rd Fl.
New York, NY 10121
(212)



DEDUCTIONS RESIDENTIAL		
LOCATION	TYPE	AREA
67	M	7.22 SQ. FT.
68	M	3.21 SQ. FT.
69	M	17.67 SQ. FT.
70	P	6.17 SQ. FT.
71	M	12.16 SQ. FT.
72	P	18.13 SQ. FT.
73	M	6.67 SQ. FT.
74	P	5.42 SQ. FT.
75	M	8.17 SQ. FT.
76	P	7.22 SQ. FT.
77	M	2.49 SQ. FT.
78	P	7.48 SQ. FT.
79	P	11.91 SQ. FT.
80	P	4.66 SQ. FT.
81	M	5.05 SQ. FT.
82	M	13.78 SQ. FT.
83		
729.77 SQ. FT.		

DEDUCTIONS RESIDENTIAL		
LOCATION	TYPE	AREA
83	STAIR	42.46 SQ. FT.

KEY PLAN

NOTES:

NOT FOR CONSTRUCTION

10/06/2017 ISSUED FOR DOB
08/15/2017 95% CD SET AND #3
06/02/2017 65% CD SET
03/04/2017 55% CD SET
03/10/2017 ISSUED FOR DOB
03/01/2017 ISSUED FOR DOB
02/14/2017 ISSUED FOR DOB
01/07/2017 SUPERSTRUCTURE SET
01/05/2017 ISSUED FOR DOB
11/17/2016 FACADE PANELING SET
11/01/2016 100% INFORMATION HDS SET
10/12/2016 ISSUED FOR DOB
06/09/2016 ISSUED FOR DOB
02/05/2016 DOB FILING SET

Number: Date: Revision:

Project:

**City View Tower at
Court Square**
23-15 44th Drive
Long Island City, NY 11101

Client:

Cityview Tower LLC
112-15 NORTHERN BLVD, CF-2
CORONA, NY 11368
(718) 321-8652

Architect:

HILL | WEST
ARCHITECTS
11 BROADWAY
17TH FLOOR
NEW YORK, NY 10004
T. 212 213 8007

Consultant:

**DESIMONE
CONSULTING ENGINEERS**
140 Broadway 25th Floor
New York, NY, 10005
(212) 532-2211

Cosentini Associates
Two Pennsylvania Plaza, 3rd FL,
New York, NY 10121
(212) 615-3600

Whitehall
11 Broadway, 17th Floor
New York, NY 10004
(212) 908-4940

DOB STAMPS & SIGNATURES:

DWG TITLE:

ZONING DEDUCTION PLANS

SEAL & SIGNATURE:

REGISTERED ARCHITECT
STEPHEN J. HILL
NEW YORK

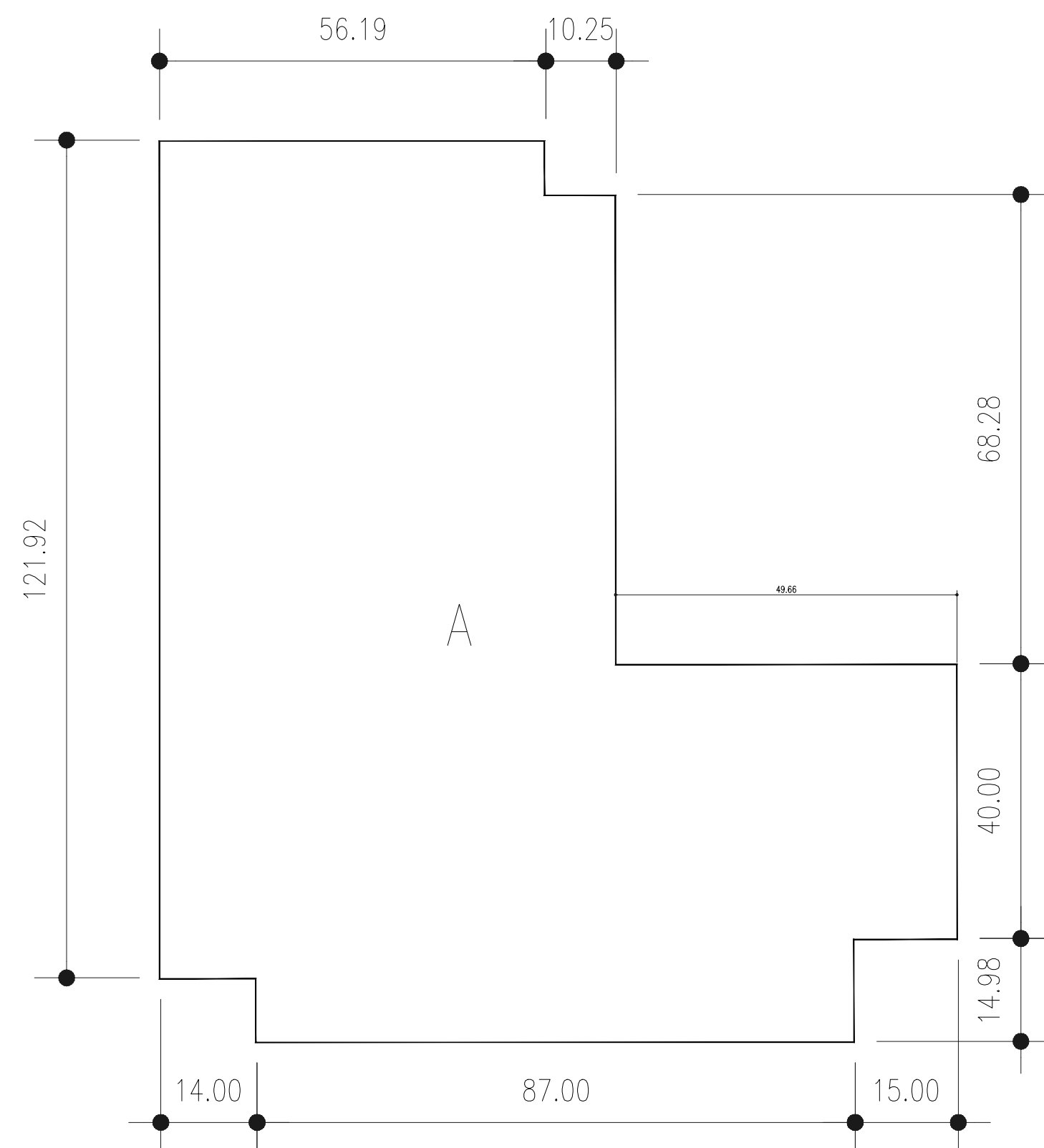
DATE: 10/08/2017

PROJECT #

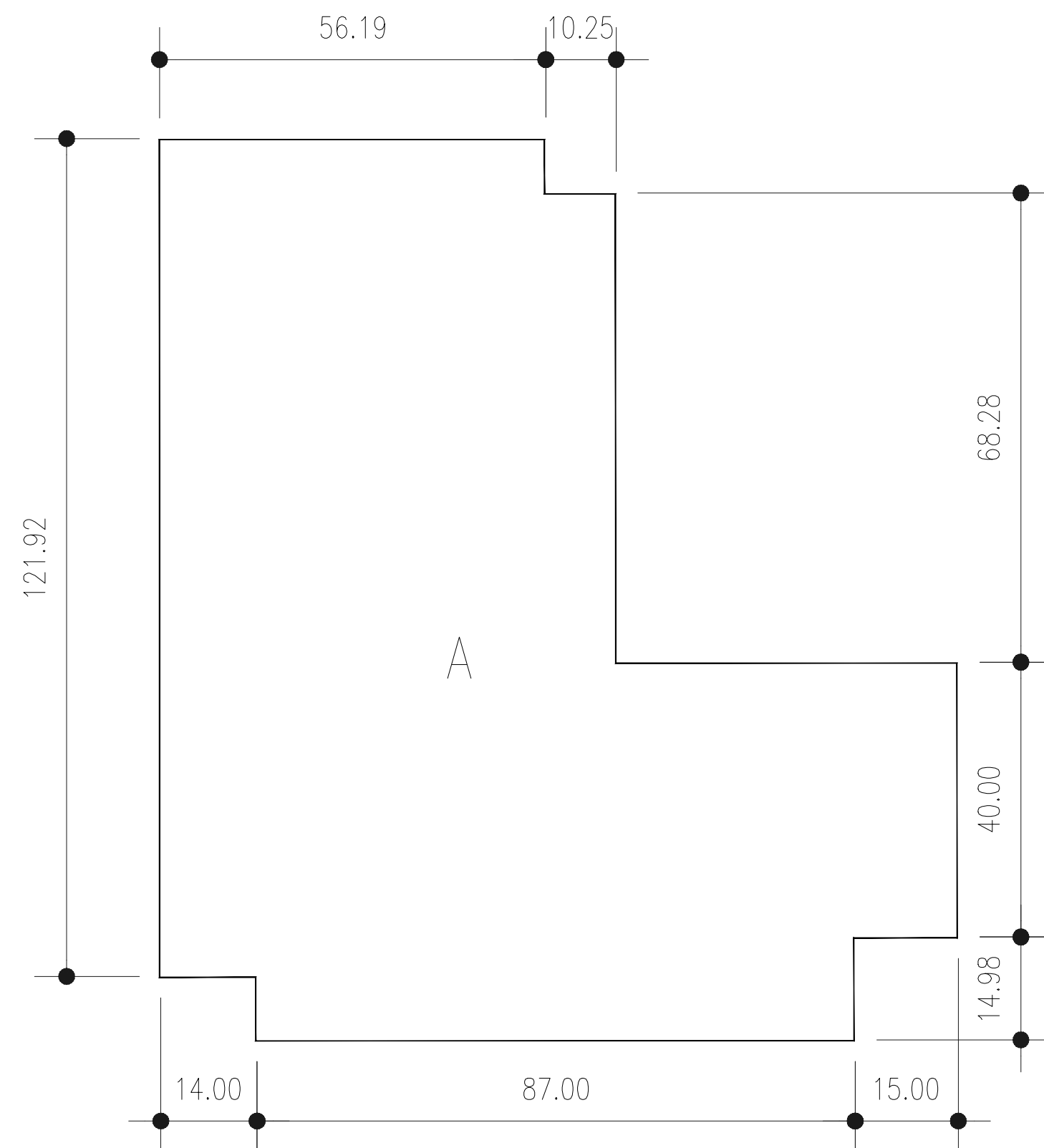
SCALE: 1/8" = 1'-0"

Z-004.00
DWG NO.

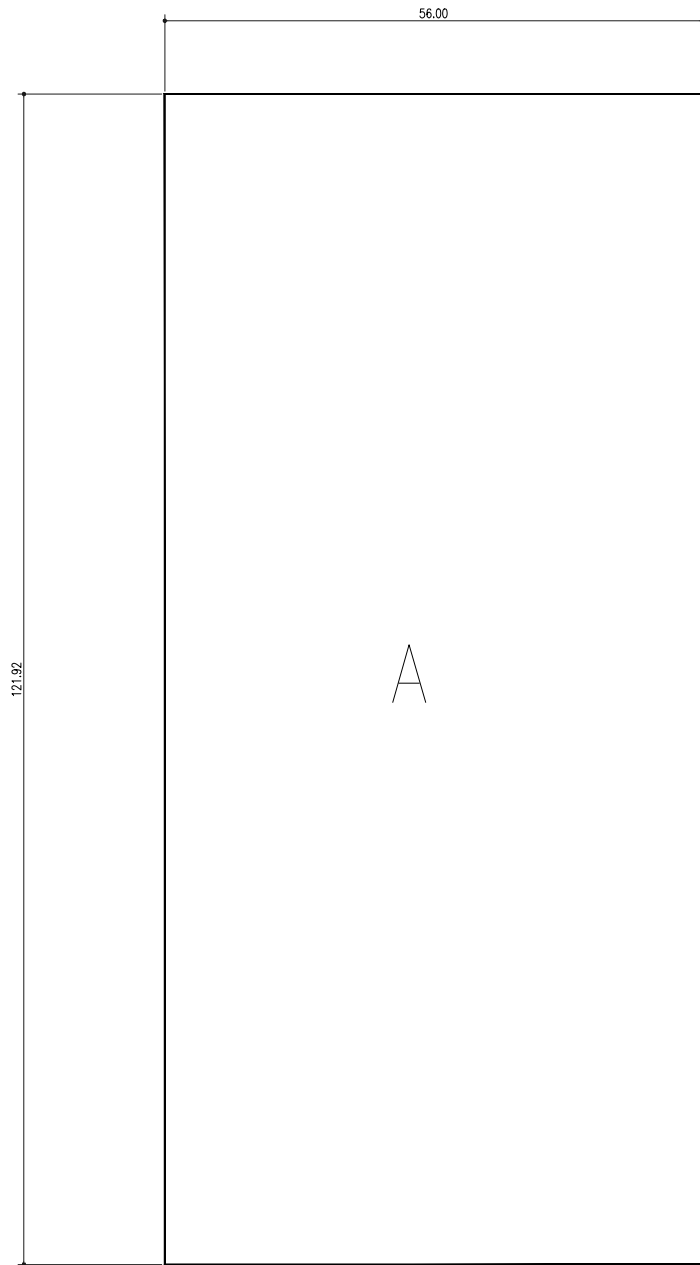
005 OF 105



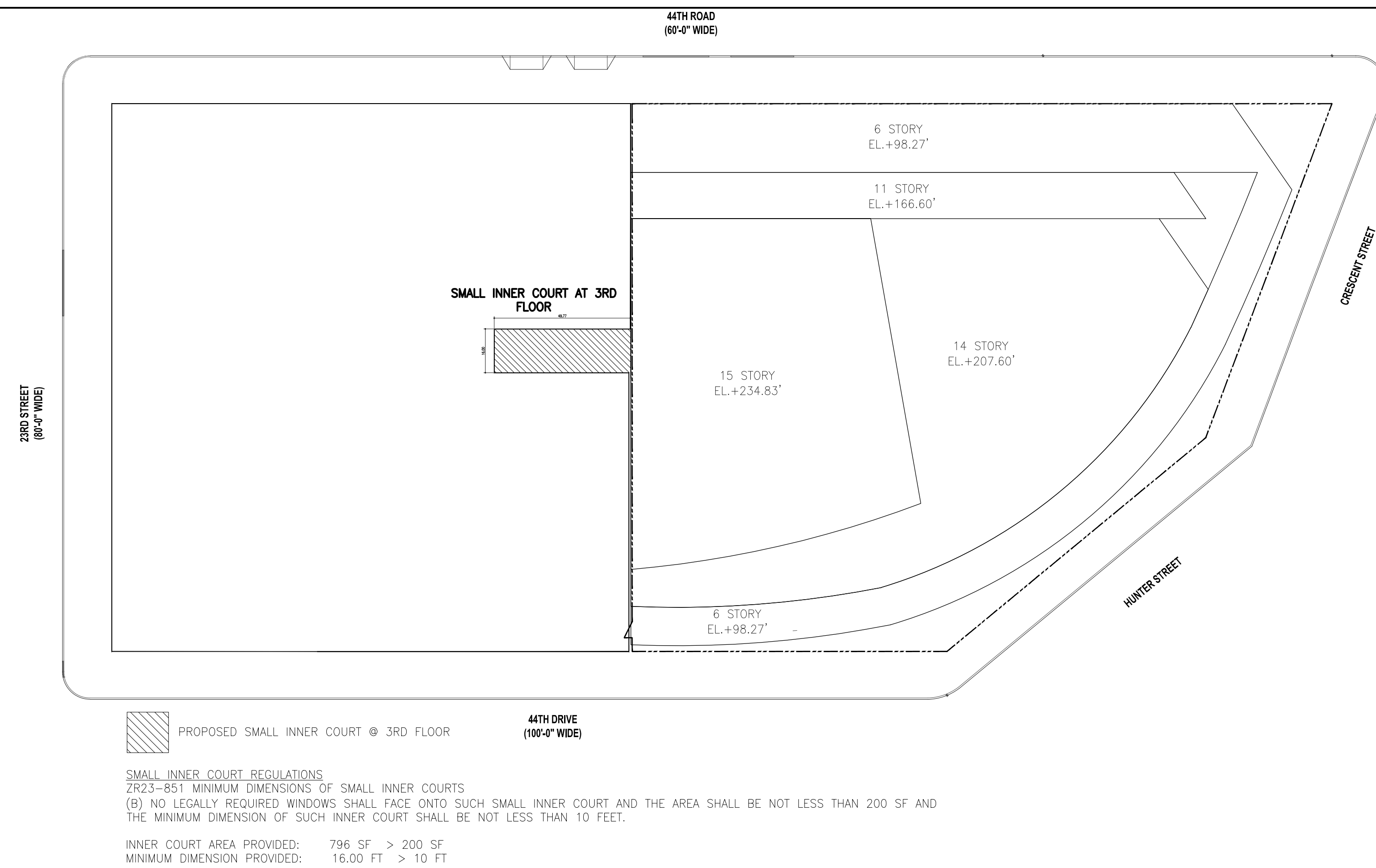
GROSS FLOOR AREA	
67TH FLOOR	
A MECHANICAL FLOOR	10994.95 SQ. FT.



GROSS FLOOR AREA	
68TH FLOOR	
A MECHANICAL FLOOR	10994.95 SQ. FT.

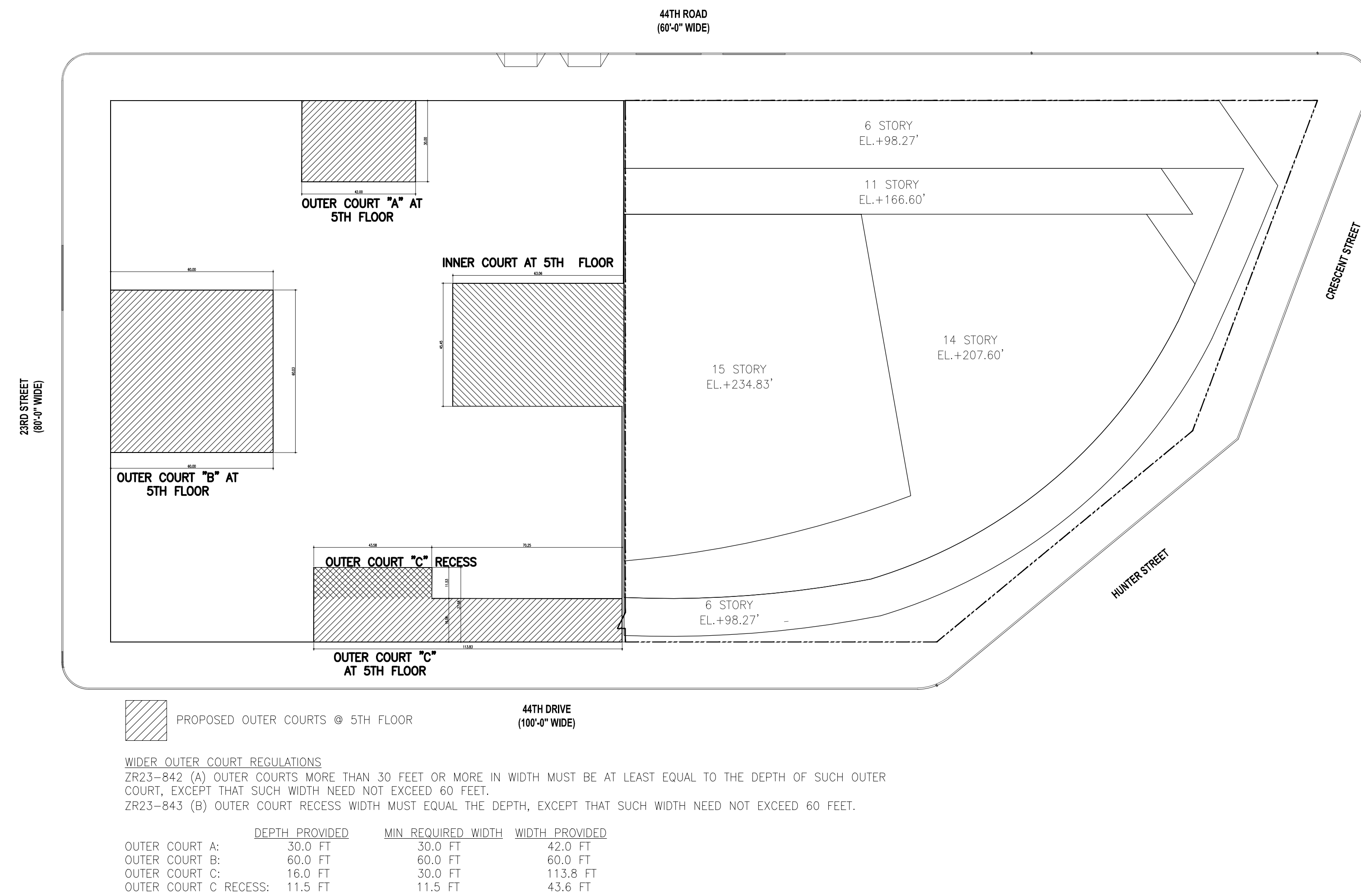


GROSS FLOOR AREA	
69TH FLOOR	
A MECHANICAL FLOOR	8827.47 SQ. FT.



SMALL INNER COURT REGULATIONS
2923-851 MINIMUM DIMENSIONS OF SMALL INNER COURTS
(B) NO LEGALLY REQUIRED WINDOWS SHALL FACE ONTO SUCH SMALL INNER COURT AND THE AREA SHALL BE NOT LESS THAN 200 SF AND THE MINIMUM DIMENSION OF SUCH INNER COURT SHALL BE NOT LESS THAN 10 FEET.
INNER COURT AREA PROVIDED: 796 SF > 200 SF
MINIMUM DIMENSION PROVIDED: 16.00 FT > 10 FT

1 COURT DIAGRAM @ ROOF OF 3RD FLOOR



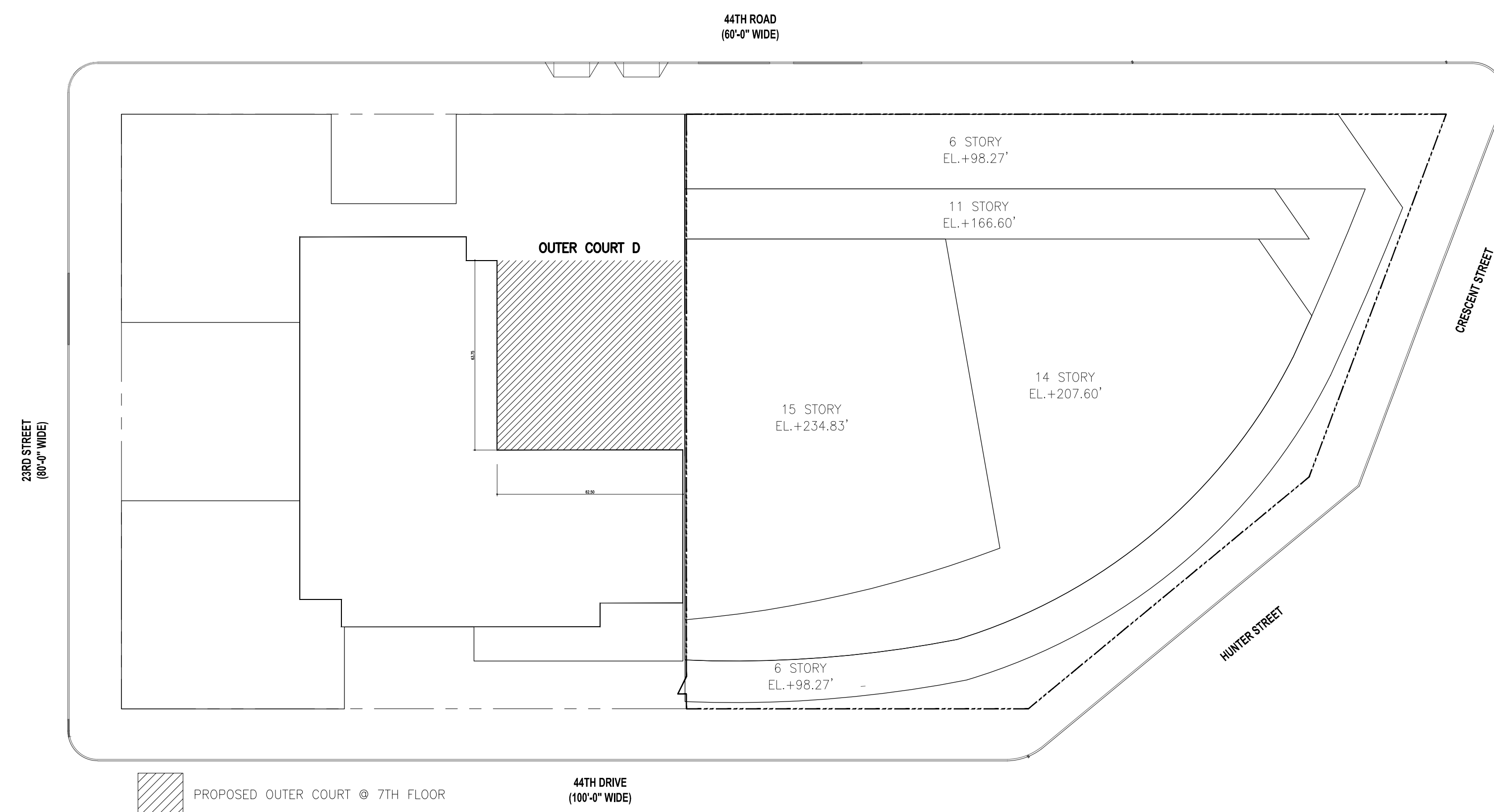
WIDER OUTER COURT REGULATIONS
2923-842 (A) OUTER COURTS MORE THAN 30 FEET OR MORE IN WIDTH MUST BE AT LEAST EQUAL TO THE DEPTH OF SUCH OUTER COURT, EXCEPT THAT SUCH WIDTH NEED NOT EXCEED 60 FEET.
2923-843 (B) OUTER COURT RECESS WIDTH MUST EQUAL THE DEPTH, EXCEPT THAT SUCH WIDTH NEED NOT EXCEED 60 FEET.

	DEPTH PROVIDED	MIN. REQUIRED WIDTH	WIDTH PROVIDED
OUTER COURT A:	30.0 FT	30.0 FT	42.0 FT
OUTER COURT B:	60.0 FT	60.0 FT	60.0 FT
OUTER COURT C:	16.0 FT	30.0 FT	113.8 FT
OUTER COURT C RECESS:	11.5 FT	11.5 FT	43.6 FT

PROPOSED INNER COURTS @ 5TH FLOOR

INNER COURT REGULATIONS
2923-851 MINIMUM DIMENSIONS OF INNER COURTS
(B) AN INNER COURT SHALL BE NOT LESS THAN 1,200 SF AND THE MINIMUM DIMENSION OF SUCH INNER COURT SHALL BE NOT LESS THAN 30 FEET.
INNER COURT AREA PROVIDED: 2,866 SF > 1,200 SF
MINIMUM DIMENSION PROVIDED: 45.45 FT > 30 FT

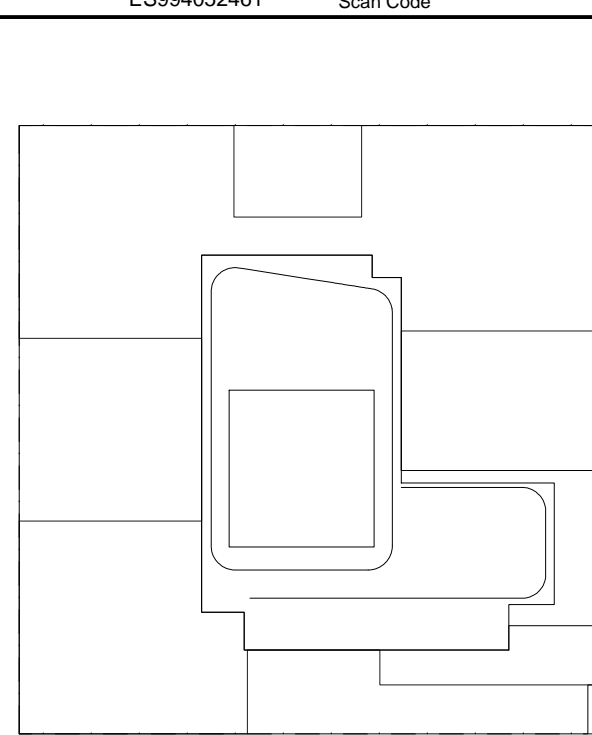
2 COURT DIAGRAM @ ROOF OF 5TH FLOOR



OUTER COURT REGULATIONS
2923-842 OUTER COURTS MORE THAN 30 FEET OR MORE IN WIDTH MUST BE AT LEAST EQUAL TO THE DEPTH OF SUCH OUTER COURT EXCEPT THAT SUCH WIDTH NEED NOT EXCEED 60 FEET.

	DEPTH PROVIDED	MIN. REQUIRED WIDTH	WIDTH PROVIDED
OUTER COURT D:	63.7 FT	60.0 FT	62.5 FT

3 COURT DIAGRAM @ ROOF OF 7TH FLOOR



KEY PLAN

NOTES:

NOT FOR CONSTRUCTION

10/06/2017	ISSUED FOR DOB
08/15/2017	90% CD SET AND #3
06/02/2017	65% CD SET
03/04/2017	90% CD SET
03/10/2017	ISSUED FOR DOB
03/01/2017	ISSUED FOR DOB
02/14/2017	ISSUED FOR DOB
01/07/2017	SUPPLEMENTAL SET
01/05/2017	ISSUED FOR DOB
11/17/2016	FAÇADE PAVING SET
11/01/2016	100% INFORMATION HDS SET
10/12/2016	ISSUED FOR DOB
06/09/2016	ISSUED FOR DOB
02/05/2016	DOB FILING SET

Number: Date: Revision:

Project:
City View Tower at Court Square
23-15 44th Drive
Long Island City, NY 11101

Client:
Cityview Tower LLC
112-15 NORTHERN BLVD, CF-2
CORONA, NY 11368
(718) 321-8652

Architect:
HILL | WEST
ARCHITECTS
11 BROADWAY
17TH FLOOR
NEW YORK, NY 10004
T. 212.213.8007

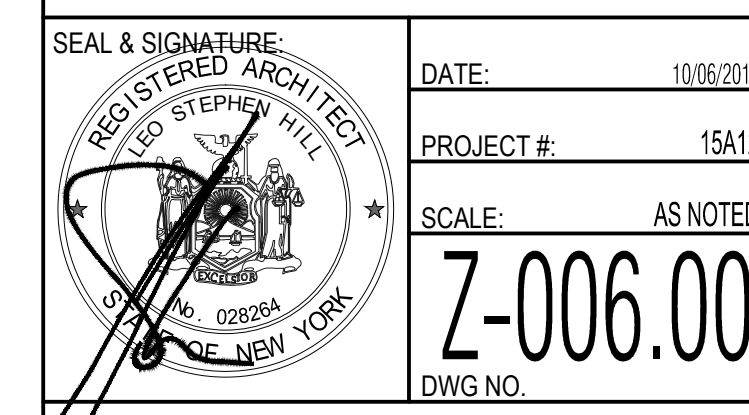
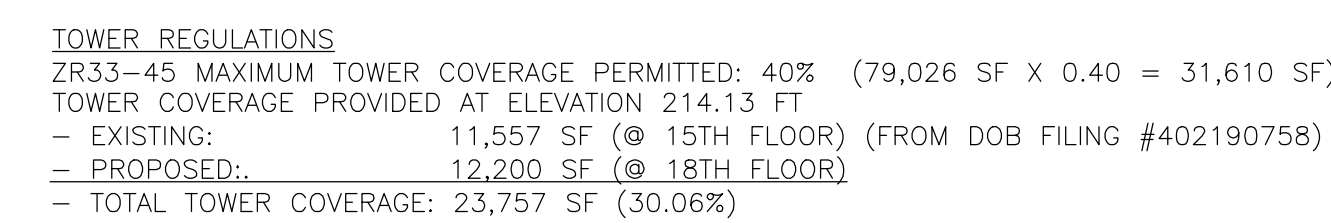
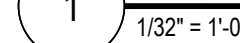
Consultant:
DESIMONE CONSULTING ENGINEERS
140 Broadway 25th Floor
New York, NY, 10005
(212) 532-2211
Cosentini Associates
Two Pennsylvania Plaza, 3rd FL,
New York, NY 10121
(212) 615-3600
Whitehall
11 Broadway, 17th Floor
New York, NY 10004
(212) 908-4940

DOB STAMPS & SIGNATURES:

DWG TITLE:
ZONING DIAGRAMS

SEAL & SIGNATURE: REGISTERED ARCHITECT NEW YORK	DATE: 10/06/2017
PROJECT #	SCALE: 1/8" = 1'-0"
DWG NO.	Z-005.00

STREET	STREET FRONTAGE	MAX. PERMITTED RECESSED WIDTH	PROPOSED RECESSED WIDTH
44TH ROAD	190' FT	57.0 FT (30%)	190.0 FT (100%)
23RD STREET	200' FT	60.0 FT (30%)	200.0 FT (100%)
44TH DRIVE	190' FT	57.0 FT (30%)	190.0 FT (100%)



ARCHITECTURE CITY VIEW TOWER @ COURT SQUARE

GHWA	SHEET #	DRAWING TITLE	SCALE (ARCH C)	10.06.17 DOB PLUMB SET
	A-000	COVER SHEET	N.T.S.	•
	R-000	BUILDING RENDERINGS	N.T.S.	•
	R-002	BASE RENDERING	N.T.S.	•
	Z-001	ZONING ZET	N.T.S.	•
	Z-002	ZONING MECHANICAL DEDUCTIONS	N.T.S.	•
	Z-003	ZONING MECHANICAL DEDUCTIONS	N.T.S.	•
	Z-004	ZONING MECHANICAL DEDUCTIONS	N.T.S.	•
	Z-005	ZONING DIAGRAMS	N.T.S.	•
	Z-006	ZONING DIAGRAMS	N.T.S.	•
	A-001	DRAWING LIST	N.T.S.	•
	A-002	GENERAL NOTES - LEGEND	N.T.S.	•
	A-003	GENERAL NOTES	N.T.S.	•
	A-004	ADAPTABILITY NOTES	AS NOTED	•
	A-005	DOOR SCHEDULE	N.T.S.	•
	A-006	LEVEL 01 BASE RESIDENTIAL MECHANICAL	1/2"=1'-0"	•
	A-007	DOOR DETAILS	1/2"=1'-0"	•
	A-008	PARTITION SCHEDULE	N.T.S.	•
	A-009	FINISH SCHEDULE	N.T.S.	•
	A-010	MISCELLANEOUS SCHEDULE	1"=1'-0"	•
	A-020	FEMA FLOOD MAP	N.T.S.	•
	A-021	SURVEY	N.T.S.	•
	A-022	SITE PLAN	1/8"=1'-0"	•
	A-023	BUILDERS PAVEMENT PLAN	N.T.S.	•
	A-024	BUILDERS PAVEMENT PLAN	N.T.S.	•
	A-025	BUILDERS PAVEMENT PLAN	N.T.S.	•
	A-026	BUILDERS PAVEMENT PLAN	N.T.S.	•
	A-100	LEVEL 00 CELLAR FLOOR PLAN	1/8"=1'-0"	•
	A-101	LEVEL 01 GROUND FLOOR PLAN	1/8"=1'-0"	•
	A-102	LEVEL 02 PARKING	1/8"=1'-0"	•
	A-103	LEVEL 03 AMENITY	1/8"=1'-0"	•
	A-104	LEVEL 04 BASE RESIDENTIAL	1/8"=1'-0"	•
	A-105	LEVEL 05 BASE RESIDENTIAL	1/8"=1'-0"	•
	A-106	LEVEL 06 LOW ZONE TOWER RESIDENTIAL	1/8"=1'-0"	•
	A-107	LEVEL 07 LOWER TOWER RESIDENTIAL	1/8"=1'-0"	•
	A-108	LEVELS 08-19 LOWER TOWER RESIDENTIAL	1/8"=1'-0"	•
	A-109	LEVEL 20-35 MECHANICAL ZONE	1/8"=1'-0"	•
	A-110	LEVEL 36 MECHANICAL ZONE	1/8"=1'-0"	•
	A-111	LEVEL 37 MID ZONE TOWER RESIDENTIAL	1/8"=1'-0"	•
	A-112	LEVELS 38-50 MID ZONE TOWER RESIDENTIAL	1/8"=1'-0"	•
	A-113	LEVEL 51-61 MID ZONE TOWER RESIDENTIAL ZONE	1/8"=1'-0"	•
	A-114	LEVEL 62 HIGH ZONE RESIDENTIAL MECHANICAL	1/8"=1'-0"	•
	A-115	LEVELS 63-66 HIGH ZONE RESIDENTIAL	1/8"=1'-0"	•
	A-116	LEVEL 67 MECHANICAL FLOOR	1/8"=1'-0"	•
	A-117	MAIN ROOF PLAN	1/8"=1'-0"	•
	A-118	BMU ROOF PLAN	1/8"=1'-0"	•
	A-200	BUILDING ELEVATIONS (S-W)	1/32"=1'-0"	•
	A-201	BUILDING ELEVATIONS (N-E)	1/32"=1'-0"	•
	A-202	COURTYARD ELEVATIONS	1/8"=1'-0"	•
	A-203	TERRACE ELEVATIONS & PARTIAL EAST ELEVATION	1/8"=1'-0"	•
	A-210	PARTIAL TOWER SOUTH ELEVATIONS	1/8"=1'-0"	•
	A-211	PARTIAL TOWER SOUTH ELEVATIONS	1/8"=1'-0"	•
	A-212	PARTIAL TOWER WEST ELEVATIONS	1/8"=1'-0"	•
	A-213	PARTIAL TOWER WEST ELEVATIONS	1/8"=1'-0"	•
	A-214	PARTIAL TOWER NORTH ELEVATIONS	1/8"=1'-0"	•
	A-215	PARTIAL TOWER NORTH ELEVATIONS	1/8"=1'-0"	•
	A-216	PARTIAL TOWER EAST ELEVATIONS	1/8"=1'-0"	•
	A-217	PARTIAL TOWER EAST ELEVATIONS	1/8"=1'-0"	•
	A-300	BUILDING SECTIONS	1/32"=1'-0"	•
	A-301	BUILDING SECTIONS	1/32"=1'-0"	•
	A-302	PARTIAL E-W SECTIONS	1/8"=1'-0"	•
	A-303	PARTIAL E-W SECTIONS	1/8"=1'-0"	•
	A-304	PARTIAL E-W SECTIONS	1/8"=1'-0"	•
	A-305	PARTIAL E-W SECTIONS	1/8"=1'-0"	•
	A-306	PARTIAL E-W SECTIONS	1/8"=1'-0"	•
	A-307	PARTIAL N-S SECTIONS	1/8"=1'-0"	•
	A-308	PARTIAL N-S SECTIONS	1/8"=1'-0"	•
	A-309	PARTIAL N-S SECTIONS	1/8"=1'-0"	•
	A-310	PARTIAL EAST BASE SECTIONS	1/4"=1'-0"	•
	A-311	PARTIAL SECTION @ WHIRLPOOL	1/4"=1'-0"	•
	A-320	PARTIAL BASE WALL SECTIONS (S)	1/4"=1'-0"	•
	A-321	PARTIAL BASE WALL SECTIONS (S)	1/4"=1'-0"	•
	A-322	PARTIAL BASE WALL SECTIONS (S & W)	1/4"=1'-0"	•
	A-323	PARTIAL BASE WALL SECTIONS (S & W)	1/4"=1'-0"	•
	A-324	PARTIAL BASE WALL SECTIONS (S & W)	1/4"=1'-0"	•
	A-325	PARTIAL BASE WALL SECTIONS (S & W)	1/4"=1'-0"	•
	A-326	PARTIAL BASE WALL SECTIONS (S & W)	1/4"=1'-0"	•
	A-327	PARTIAL BASE WALL SECTIONS (S & W)	1/4"=1'-0"	•
	A-328	PARTIAL BASE WALL SECTIONS (S & W)	1/4"=1'-0"	•
	A-329	PARTIAL BASE WALL SECTIONS (S & W)	1/4"=1'-0"	•
	A-330	PARTIAL BASE WALL SECTIONS (S & W)	1/4"=1'-0"	•
	A-322	PARTIAL BASE WALL SECTIONS (W)	1/4"=1'-0"	•
	A-323	PARTIAL BASE WALL SECTIONS (N)	1/4"=1'-0"	•
	A-324	PARTIAL BASE WALL SECTIONS (N)	1/4"=1'-0"	•
	A-325	PARTIAL BASE WALL SECTIONS (E)	1/4"=1'-0"	•
	A-326	PARTIAL BASE WALL SECTIONS (E)	1/4"=1'-0"	•
	A-330	BULKHEAD SECTIONS	1/4"=1'-0"	•
	A-331	BULKHEAD SECTIONS	1/4"=1'-0"	•
	A-350	SITE PLAN	N.T.S.	•
	A-351	EXISTING MTA ENTRY	3/16"=1'-0"	•
	A-352	PROPOSED MTA ENTRY	3/16"=1'-0"	•
	A-353	PROPOSED MTA ENTRY	3/16"=1'-0"	•
	A-354	MTA STAIR PLANS AND INTERIOR ELEVATIONS	1/4"=1'-0"	•
	A-355	MTA ENTRY PLANS AND RCP	1/4"=1'-0"	•
	A-356	MTA ENTRY ELEVATIONS	1/4"=1'-0"	•
	A-357	MTA ENTRY ELEVATIONS	1/4"=1'-0"	•
	A-510	BASE WALL DETAILS	1"=1'-0"	•
	A-511	BASE WALL DETAILS	1"=1'-0"	•
	A-512	BASE WALL DETAILS	1"=1'-0"	•
	A-513	BASE WALL DETAILS	1"=1'-0"	•
	A-514	BASE WALL DETAILS	1"=1'-0"	•
	A-515	BASE WALL DETAILS	1"=1'-0"	•
	A-516	BASE WALL DETAILS	1"=1'-0"	•
	A-517	BASE WALL DETAILS	1"=1'-0"	•
	A-518	BASE WALL DETAILS	1"=1'-0"	•
	A-519	BASE WALL DETAILS	1"=1'-0"	•
	A-520	MARKET WALL DETAILS	AS NOTED	•
	A-524	PARAMET DETAILS	1"=1'-0"	•
	A-525	PARKING WALL DETAILS	AS NOTED	•
	A-526	AMENITY WALL DETAILS	AS NOTED	•
	A-527	TYP. WALL DETAILS AT TOWER	AS NOTED	•
	A-528	TYP. WALL DETAILS AT TOWER	AS NOTED	•
	A-529	TYP. WALL DETAILS AT TOWER	AS NOTED	•
	A-530	TYP. WALL DETAILS AT TOWER	AS NOTED	•
	A-531	TYP. WALL DETAILS AT TOWER	AS NOTED	•
	A-532	TYP. WALL DETAILS AT TOWER	AS NOTED	•
	A-533	TYP. WALL DETAILS AT MECHANICAL	AS NOTED	•
	A-534	TYP. WALL DETAILS AT CROWN	AS NOTED	•
	A-535	TYP. WALL DETAILS AT CROWN	AS NOTED	•
	A-536	TYP. WALL DETAILS AT CROWN	AS NOTED	•
	A-537	TYP. WALL DETAILS AT CROWN	AS NOTED	•
	A-538	TYP. WALL DETAILS AT CROWN	AS NOTED	•
	A-539	ROOF DETAILS	AS NOTED	•
	A-600	BATHROOM DETAILS	1"=1'-0"	•
	A-601	BATHROOM DETAILS	1"=1'-0"	•
	A-602	BATHROOM DETAILS	1"=1'-0"	•
	A-603	BATHROOM DETAILS	1"=1'-0"	•
	A-604	BATHROOM DETAILS	1"=1'-0"	•
	A-605	MASTER BATHROOM PLANS AND ELEVATIONS	1/2"=1'-0"	•
	A-606	MASTER BATHROOM PLANS AND ELEVATIONS	1/2"=1'-0"	•
	A-607	MASTER BATHROOM PLANS AND ELEVATIONS	1/2"=1'-0"	•
	A-608	SECONDARY BATHROOM PLANS AND ELEVATIONS	1/2"=1'-0"	•
	A-609	SECONDARY BATHROOM PLANS AND ELEVATIONS	1/2"=1'-0"	•
	A-610	POWDER BATHROOM PLANS AND ELEVATIONS	1/2"=1'-0"	•
	A-650	KITCHEN DETAILS	1"=1'-0"	•
	A-651	KITCHEN DETAILS	1"=1'-0"	•
	A-652	KITCHEN STANDARDS	1"=1'-0"	•
	A-653	KITCHEN PLANS AND ELEVATIONS	1/2"=1'-0"	•
	A-654	KITCHEN PLANS AND ELEVATIONS	1/2"=1'-0"	•
	A-655	KITCHEN PLANS AND ELEVATIONS	1/2"=1'-0"	•
	A-656	KITCHEN PLANS AND ELEVATIONS	1/2"=1'-0"	•
	A-657	KITCHEN PLANS AND ELEVATIONS	1/2"=1'-0"	•
	A-657	KITCHEN PLANS AND ELEVATIONS	1/2"=1'-0"	•

A-662	KITCHEN PLANS AND ELEVATIONS	1/2"=1'-0"	•
A-663	KITCHEN PLANS AND ELEVATIONS	1/2"=1'-0"	•
A-664	KITCHEN PLANS AND ELEVATIONS	1/2"=1'-0"	•
A-665	KITCHEN PLANS AND ELEVATIONS	1/2"=1'-0"	•
A-666	KITCHEN PLANS AND ELEVATIONS	1/2"=1'-0"	•
A-667	KITCHEN PLANS AND ELEVATIONS	1/2"=1'-0"	•
A-700	STAIR PLANS	1/4"=1'-0"	•
A-701	STAIR PLANS	1/4"=1'-0"	•
A-703	STAIR SECTIONS	1/4"=1'-0"	•
A-704	STAIR SECTIONS	1/4"=1'-0"	•
A-705	STAIR SECTIONS	1/4"=1'-0"	•
A-706	STAIR SECTIONS	1/4"=1'-0"	•
VT-100	ELEVATOR DESIGN REQUIREMENTS	AS NOTED	•
VT-101	ELEVATOR DESIGN REQUIREMENTS	AS NOTED	•
VT-102	ELEVATOR DESIGN REQUIREMENTS	AS NOTED	•
VT-103	ELEVATOR DESIGN REQUIREMENTS	AS NOTED	•
FM-100	FAÇADE MAINTENANCE EQUIPMENT LAYOUT	AS NOTED	•
FM-200	FAÇADE MAINTENANCE SECTION & DETAILS	AS NOTED	•
FM-201	FAÇADE MAINTENANCE SECTION & DETAILS	AS NOTED	•
FM-202	FAÇADE MAINTENANCE SECTION & DETAILS	AS NOTED	•
FM-300	FAÇADE MAINTENANCE SOUTH & WEST ELEVATIONS	AS NOTED	•
FM-301	FAÇADE MAINTENANCE NORTH & EAST ELEVATIONS	AS NOTED	•
FM-302	FAÇADE MAINTENANCE PARTIAL ELEVATIONS	AS NOTED	•
LD-001	LIGHTING NOTES AND SYMBOLS	AS NOTED	•
LD-100	CELLAR LIGHTING PLAN	AS NOTED	•
LD-101	GROUND FLOOR LIGHTING PLAN	AS NOTED	•
LD-102	2ND FLOOR LIGHTING PLAN	AS NOTED	•
LD-103	3RD FLOOR LIGHTING PLAN	AS NOTED	•
LD-104	4TH FLOOR LIGHTING PLAN	AS NOTED	•
LD-105	5TH FLOOR LIGHTING PLAN	AS NOTED	•
LD-106	6TH FLOOR LIGHTING PLAN	AS NOTED	•
LD-107	7TH FLOOR LIGHTING PLAN	AS NOTED	•
LD-108	8TH-10TH FLOOR LIGHTING PLAN	AS NOTED	•
LD-109	11TH-15TH FLOOR LIGHTING PLAN	AS NOTED	•
LD-110	16TH-20TH FLOOR LIGHTING PLAN	AS NOTED	•
LD-111	21ST-25TH FLOOR LIGHTING PLAN	AS NOTED	•
LD-112	26TH-30TH FLOOR LIGHTING PLAN	AS NOTED	•
LD-113	31ST-35TH FLOOR LIGHTING PLAN	AS NOTED	•
LD-114	36TH-40TH FLOOR LIGHTING PLAN	AS NOTED	•
LD-115	41ST-45TH FLOOR LIGHTING PLAN	AS NOTED	•
LD-116	46TH-50TH FLOOR LIGHTING PLAN	AS NOTED	•
LD-117	51ST-55TH FLOOR LIGHTING PLAN	AS NOTED	•
LD-118	56TH-60TH FLOOR LIGHTING PLAN	AS NOTED	•
LD-119	61ST-65TH FLOOR LIGHTING PLAN	AS NOTED	•
LD-120	66TH-70TH FLOOR LIGHTING PLAN	AS NOTED	•
LD-121	71ST-75TH FLOOR LIGHTING PLAN	AS NOTED	•
LD-122	76TH-80TH FLOOR LIGHTING PLAN	AS NOTED	•
LD-123	81ST-85TH FLOOR LIGHTING PLAN	AS NOTED	•
LD-124	86TH-90TH FLOOR LIGHTING PLAN	AS NOTED	•
LD-125	91ST-95TH FLOOR LIGHTING PLAN	AS NOTED	•
LD-126	96TH-100TH FLOOR LIGHTING PLAN	AS NOTED	•
LD-127	101ST-105TH FLOOR LIGHTING PLAN	AS NOTED	•
LD-128	106TH-110TH FLOOR LIGHTING PLAN	AS NOTED	•
LD-129	111ST-115TH FLOOR LIGHTING PLAN	AS NOTED	•
LD-130	116TH-120TH FLOOR LIGHTING PLAN	AS NOTED	•
LD-131	121ST-125TH FLOOR LIGHTING PLAN	AS NOTED	•
LD-132	126TH-130TH FLOOR LIGHTING PLAN	AS NOTED	•
LD-133	131ST-135TH FLOOR LIGHTING PLAN	AS NOTED	•
LD-134	136TH-140TH FLOOR LIGHTING PLAN	AS NOTED	•
LD-135	141ST-145TH FLOOR LIGHTING PLAN	AS NOTED	•
LD-136	146TH-150TH FLOOR LIGHTING PLAN	AS NOTED	•
LD-137	151ST-155TH FLOOR LIGHTING PLAN	AS NOTED	•
LD-138	156TH-160TH FLOOR LIGHTING PLAN	AS NOTED	•
LD-139	161ST-165TH FLOOR LIGHTING PLAN	AS NOTED	•
LD-140	166TH-170TH FLOOR LIGHTING PLAN	AS NOTED	•
LD-141	171ST-175TH FLOOR LIGHTING PLAN	AS NOTED	•
LD-142	176TH-180TH FLOOR LIGHTING PLAN	AS NOTED	•
LD-143	181ST-185TH FLOOR LIGHTING PLAN	AS NOTED	•
LD-144	186TH-190TH FLOOR LIGHTING PLAN	AS NOTED	•
LD-145	191ST-195TH FLOOR LIGHTING PLAN	AS NOTED	•
LD-146	196TH-200TH FLOOR LIGHTING PLAN	AS NOTED	•
LD-147	201ST-205TH FLOOR LIGHTING PLAN	AS NOTED	•
LD-148	206TH-210TH FLOOR LIGHTING PLAN	AS NOTED	•
LD-149	211ST-215TH FLOOR LIGHTING PLAN	AS NOTED	•
LD-150	216TH-220TH FLOOR LIGHTING PLAN	AS NOTED	•
LD-151	221ST-225TH FLOOR LIGHTING PLAN	AS NOTED	•
LD-152	226TH-230TH FLOOR LIGHTING PLAN	AS NOTED	•
LD-153	231ST-235TH FLOOR LIGHTING PLAN	AS NOTED	•
LD-154	236TH-240TH FLOOR LIGHTING PLAN	AS NOTED	•
LD-155	241ST-245TH FLOOR LIGHTING PLAN	AS NOTED	•
LD-156	246TH-250TH FLOOR LIGHTING PLAN	AS NOTED	•
LD-157	251ST-255TH FLOOR LIGHTING PLAN	AS NOTED	•
LD-158	256TH-260TH FLOOR LIGHTING PLAN	AS NOTED	•
LD-159	261ST-265TH FLOOR LIGHTING PLAN	AS NOTED	•
LD-160	266TH-270TH FLOOR LIGHTING PLAN	AS NOTED	•
LD-161	271ST-275TH FLOOR LIGHTING PLAN	AS NOTED	•
LD-162	276TH-280TH FLOOR LIGHTING PLAN	AS NOTED	•
LD-163	281ST-285TH FLOOR LIGHTING PLAN	AS NOTED	•
LD-164	286TH-290TH FLOOR LIGHTING PLAN	AS NOTED	•
LD-165	291ST-295TH FLOOR LIGHTING PLAN	AS NOTED	•
LD-166	296TH-300TH FLOOR LIGHTING PLAN	AS NOTED	•
LD-167	301ST-305TH FLOOR LIGHTING PLAN	AS NOTED	•
LD-168	306TH-310TH FLOOR LIGHTING PLAN	AS NOTED	•
LD-169	311ST-315TH FLOOR LIGHTING PLAN	AS NOTED	•
LD-170	316TH-320TH FLOOR LIGHTING PLAN	AS NOTED	•
LD-171	321ST-325TH FLOOR LIGHTING PLAN	AS NOTED	•
LD-172	326TH-330TH FLOOR LIGHTING PLAN	AS NOTED	•
LD-173	331ST-335TH FLOOR LIGHTING PLAN	AS NOTED	•
LD-174	336TH-340TH FLOOR LIGHTING PLAN	AS NOTED	•
LD-175	341ST-345TH FLOOR LIGHTING PLAN	AS NOTED	•

DOOR SCHEDULE:											
TYPE:											
SIZE:	(A) (1) 3'-0"x 7'-6"x 1 3/4"	(B) (1) 3'-0"x 7'-6"x 1 3/4" (B1) (1) 3'-0"x 7'-6"x 1 3/4" (B2) (1) 3'-0"x 7'-6"x 1 3/4" (B3) (1) 3'-0"x 7'-6"x 1 3/4"	(C) 3'-0"x 7'-6"x 1 1/4"	(C1) 3'-7"x 7'-6"x 1 1/4"	(D) 3'-0"x 7'-6"x 1 3/4"	(E) (1) 3'-0"x 7'-6"x 1 3/4"	(F) (1) 1'-6"x 7'-6"x 1 3/4" (F1) (1) 2'-0"x 7'-6"x 1 3/4" (F2) (1) 2'-6"x 7'-6"x 1 3/4" (F3) (1) 3'-0"x 7'-6"x 1 3/4" (F4) (2) 1'-6"x 7'-6"x 1 3/4" (F5) (2) 2'-0"x 7'-6"x 1 3/4" (F6) (2) 2'-6"x 7'-6"x 1 3/4"	(G) (1) 2'-8"x 7'-6"x 1 3/4" (G1) (2) 2'-8"x 7'-6"x 1 3/4"	(H) SEE PLAN x 7'-6" H.	(J) (1) 3'-0"x 7'-6"x 1 3/4" (J1) (1) 3'-0"x 7'-6"x 1 3/4" (J2) (2) 3'-0"x 7'-6"x 1 3/4" (J3) (1) 3'-6"x 7'-6"x 1 3/4"	(K) (1) 3'-0"x 7'-6"x 1 3/4"
MATERIAL:	SOLID CORE WOOD	HOLLOW METAL	STAINLESS STEEL	STAINLESS STEEL	SOLID CORE WOOD	SOLID CORE WOOD	SOLID CORE WOOD	SOLID CORE WOOD	-	HOLLOW METAL	HOLLOW METAL
SADDLE:	STONE	SEE REMARKS	EXTRUDED ALUMINUM	EXTRUDED ALUMINUM	STONE	NONE, U.O.N.	NONE, U.O.N.	STONE	NONE, U.O.N.	SEE REMARKS	SEE REMARKS
BUCK:	METAL	METAL	STAINLESS STEEL	STAINLESS STEEL	METAL	METAL	METAL	METAL	-	METAL	METAL
LOCATION:	(A) PUBLIC CORRIDOR TO APARTMENT	EGRESS STAIRS EGRESS CORRIDOR	RESIDENTIAL PASSENGER ELEVATOR P.E. #1,2,3,5,6,7,8,9,10	RESIDENTIAL PASSENGER ELEVATOR S.E. #4,11	BATHROOMS AND POWDER ROOMS	BEDROOMS	CLOSETS	WASHER/DRYER CLOSET	SEE PLAN	COMPACTOR ROOM MECHANICAL ROOMS SUPER'S OFFICE / WORKSHOP STAFF LOCKER ROOM TOILET ROOMS	TENANT STORAGE REFUSE CLOSETS BOILER ROOM ELEVATOR MACHINE ROOM
HARDWARE SET:	(A) HARDWARE SET # 1	SEE PLANS AND SPECIFICATIONS	BY ELEVATOR CONTRACTOR	BY ELEVATOR CONTRACTOR	HARDWARE SET # 2	HARDWARE SET # 2	HARDWARE SET # 3 TYPE F1/F2/F3 HARDWARE SET # 4 TYPE F4/F5/F6/F7	HARDWARE SET # 3 TYPE G HARDWARE SET # 4 TYPE G1	N/A	SEE PLANS AND SPECIFICATIONS	SEE PLANS AND SPECIFICATIONS
REMARKS:	FLUSH PANEL F.P.S.C. 1 1/2 HR. TEST 55 STC RATING WELDED BUCK WIRED PUSH BUTTON CHIME	FLUSH PANEL F.P.S.C. 1 1/2 HR. TEST WELDED BUCK NO LOCKING DEVICES EITHER SIDE U.O.N. (B)(B1) STONE SADDLE (B2)(B3) ALUMINUM SADDLE (B)(B3) LOCKING DEVICE AT ONE SIDE	FLUSH PANEL F.P. 1 1/2 HR. TEST SINGLE SPEED SIDE DOOR NOTE: SEE ELEVATOR DRAWINGS AND SPECIFICATIONS FOR FURTHER INFORMATION.	FLUSH PANEL F.P. 1 1/2 HR. TEST SINGLE SPEED SIDE DOOR NOTE: SEE ELEVATOR DRAWINGS AND SPECIFICATIONS FOR FURTHER INFORMATION.	FLUSH PANEL KNOCK DOWN FRAME UNDERCUT DOOR 1/2" ABOVE TOP OF STONE SADDLE PROVIDE MORTISED HINGE AND LATCH BLANKS TO ALLOW FOR FUTURE REVERSAL OF DOOR SWING AS INDICATED ON PLANS	FLUSH PANEL KNOCK DOWN FRAME UNDERCUT DOOR 1/2" ABOVE FINISHED FLOOR PROVIDE MORTISED HINGE AND LATCH BLANKS TO ALLOW FOR FUTURE REVERSAL OF DOOR SWING AS INDICATED ON PLANS	FLUSH PANEL UNDERCUT DOOR 1/2" ABOVE FINISHED FLOOR	FLUSH PANEL FULL LOUVERED DOOR KNOCK-DOWN FRAME UNDERCUT DOOR 1/2" ABOVE STONE SADDLE	-	FLUSH PANEL F.P.S.C. 1 1/2 HR. TEST WELDED BUCK ALUM. SADDLE WHERE FACING PUBLIC CORRIDOR/ELEVATOR ALCOVE, TYP., U.O.N. STONE SADDLE WHERE FACING PUBLIC CORRIDOR/ELEVATOR ALCOVE, TYP., U.O.N. PROVIDE SELF-CLOSING DEVICE FOR ANY DOORS OPENING INTO PUBLIC CORRIDOR. PROVIDE 1 1/2 HR RATED ASTRAGAL WHERE DOUBLE DOORS ARE INDICATED. ELEVATOR MACHINE ROOM DOORS TO BE SELF-CLOSING AND SELF-LOCKING PROVIDE WITH A SPRING-TYPE LOCK ARRANGED TO PERMIT THE DOORS TO BE OPENED FROM THE INSIDE WITHOUT KEY. (J) DOORS AT COMPACTOR ROOMS TO BE 3 HOUR RATED. 16 GAUGE STEEL, SELF CLOSING, WITH KICK PLATES.	FLUSH PANEL F.P.S.C. 1 1/2 HR. TEST WELDED BUCK
TYPE:											
SIZE:	(L1) (2) 3'-6"x 8'-0"x 1 3/4"	(L2) (2) 3'-6"x 8'-3"x 1 3/4"	(M) (1) 3'-0"x 7'-6"x 1 3/4"	(N1) (1) 3'-0"x 7'-6"x 3/4"	(N2) (2) 3'-0"x 7'-10"x 1 3/4"	(P) (1) 3'-0"x 7'-6"x 1 3/4" (P1) (2) 3'-4"x 7'-6"x 1 3/4" (P2) (1) 4'-0"x 7'-6"x 1 3/4"	(S) (1) 3'-0"x 7'-6"x 1 3/4" (S1) (1) 3'-0"x 7'-6"x 1 3/4"	(T) (1) 3'-0"x 7'-6"x 1 3/4"	(U) (1) 3'-0"x 7'-6"x 1 3/4"	(V) (2) 3'-0"x 8'-3"x 1 3/4"	
MATERIAL:	ALUMINUM AND TEMPERED GLASS	ALUMINUM AND TEMPERED GLASS	HOLLOW METAL	HOLLOW METAL AND TEMPERED GLASS	HOLLOW METAL AND TEMPERED GLASS	SOLID CORE WOOD	SOLID CORE WOOD	SOLID CORE WOOD	SOLID CORE WOOD	WOOD AND TEMPERED GLASS	
SADDLE:	STAINLESS STEEL	STAINLESS STEEL	GALVANIZED STEEL	STONE	STAINLESS STEEL	STONE	STONE	STONE	STONE	STONE	
BUCK:	ALUMINUM	ALUMINUM	METAL	METAL	ALUMINUM	NONE	METAL	METAL	METAL	BUCK	
LOCATION:	LOBBY ENTRANCE	LOBBY VESTIBULE	DOOR AT TOP OF EGRESS STAIRS	LAUNDRY ROOM BICYCLE STORAGE	FITNESS CENTER	BATHROOMS AND FOYERS	CELLAR LEVEL AMNENITES	CELLAR LEVEL AMNENITES	LOBBY MAILROOM	LIBRARY	
HARDWARE SET:	SEE PLANS AND SPECIFICATIONS SEE ARCHITECTURAL, INTERIOR, AND MEP SPECIFICATIONS AND DRAWINGS FOR FURTHER INFORMATION, INCLUDING HARDWARE SPECIFICATIONS AND LOCATIONS. TYP. ALL DOORS SEE MEP DRAWINGS AND SPECIFICATIONS FOR FURTHER SECURITY DEVICE INFORMATION AND LOCATIONS. TYP. ALL DOORS	SEE PLANS AND SPECIFICATIONS SEE ARCHITECTURAL, INTERIOR, AND MEP SPECIFICATIONS AND DRAWINGS FOR FURTHER INFORMATION, INCLUDING HARDWARE SPECIFICATIONS AND LOCATIONS. TYP. ALL DOORS SEE MEP DRAWINGS AND SPECIFICATIONS FOR FURTHER SECURITY DEVICE INFORMATION AND LOCATIONS. TYP. ALL DOORS	SEE PLANS AND SPECIFICATIONS	SEE PLANS AND SPECIFICATIONS	SEE PLANS AND SPECIFICATIONS	HARDWARE SET # 5 TYPE P (AT BATHRMS & BEDRMS) HARDWARE SET # 5A TYPE P (AT FOYERS)	SEE PLANS & SPECIFICATIONS	SEE PLANS & SPECIFICATIONS	SEE PLANS & SPECIFICATIONS	SEE PLANS & SPECIFICATIONS	
REMARKS:	FLUSH PANEL SELF CLOSING DOOR TO BE TEMPERED TRANSPARENT GLASS PROVIDE HOLD OPEN LIMIT STOPS SET AT 95°	FLUSH PANEL SELF CLOSING DOOR TO BE TEMPERED TRANSPARENT GLASS PROVIDE HOLD OPEN LIMIT STOPS SET AT 95°	FLUSH PANEL F.P.S.C. 1 1/2 HR. TEST WELDED BUCK PANIC HARDWARE INSIDE	FLUSH PANEL SELF CLOSING DOOR AND SIDELITE TO BE TEMPERED TRANSPARENT GLASS	FLUSH PANEL SELF CLOSING DOOR TO BE TEMPERED TRANSPARENT GLASS PROVIDE HOLD OPEN LIMIT STOPS SET AT 95°	FLUSH PANEL SLIDING DOOR SET SLIDING DOOR BUMPER STOP SO THAT DOOR SITS FLUSH WITH PARTITION WHEN FULLY OPEN ALL SLIDING DOOR DIMENSIONS ARE PROVIDED TO FINISHED OPENING. DOORS SHALL BE 2" IN WIDTH TO MAINTAIN CONTACT WITH FLOOR GUIDE WHEN FULLY CLOSED	BEADED PANEL F.P.S.C. 1 1/2 HR. TEST U.O.N. WELDED BUCK (S1) NOT RATED	BEADED PANEL WELDED BUCK	FLUSH PANEL WELDED BUCK	FLUSH PANEL SELF CLOSING DOOR TO BE TEMPERED TRANSPARENT GLASS PROVIDE HOLD OPEN LIMIT STOPS SET AT 95°	

NOTES:

NOT FOR CONSTRUCTION

10/06/2017	ISSUED FOR DOB
09/19/2017	90% CD SET, ADD #3
08/02/2017	60% CD SET
02/02/2017	90% CD SET
03/30/2017	ISSUED FOR DOB
03/01/2017	ISSUED FOR DOB
02/14/2017	ISSUED FOR DOB
01/07/2017	SUPPLEMENTAL SET
01/05/2017	ISSUED FOR DOB
11/17/2016	FACILE PHASE SET
11/01/2016	100% ELEVATOR AND STAIR DOOR SET
10/12/2016	ISSUED FOR DOB
02/05/2016	DOB PLING SET

Number: Date: Revision:

Project:
City View Tower at Court Square
23-15 44th Drive
Long Island City, NY 11101

Client:
Cityview Tower LLC
112-15 NORTHERN BLVD, CF-2
CORONA, NY 11368
(718) 321-8652

Architect:
HILL | WEST
ARCHITECTS
11 BROADWAY
17TH FLOOR
NEW YORK, NY 10004
T. 212 213 8007

Consultant:
DESIMONE CONSULTING ENGINEERS
140 Broadway 25th Floor
New York, NY, 10005
(212) 532-2211
Cosentini Associates
Two Pennsylvania Plaza, 3rd FL.
New York, NY 10121
(212) 615-3600
Whitehall
11 Broadway, 17th Floor
New York, NY 10004
(212) 908-4940

DOB STAMPS & SIGNATURES:

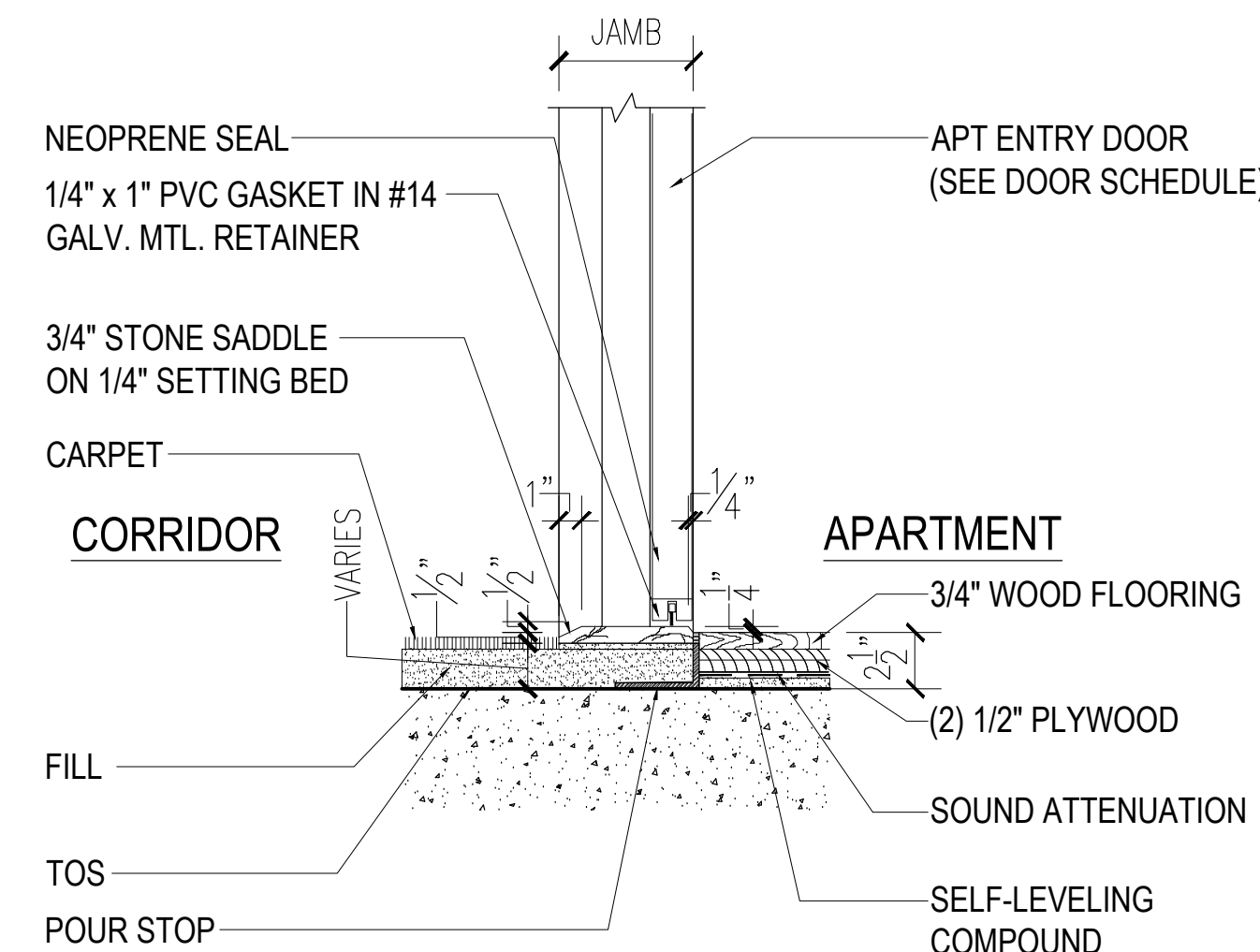
DWG TITLE: DOOR SCHEDULE

SEAL & SIGNATURE:
REGISTERED ARCHITECT
STEPHEN J. HILL
STATE OF NEW YORK

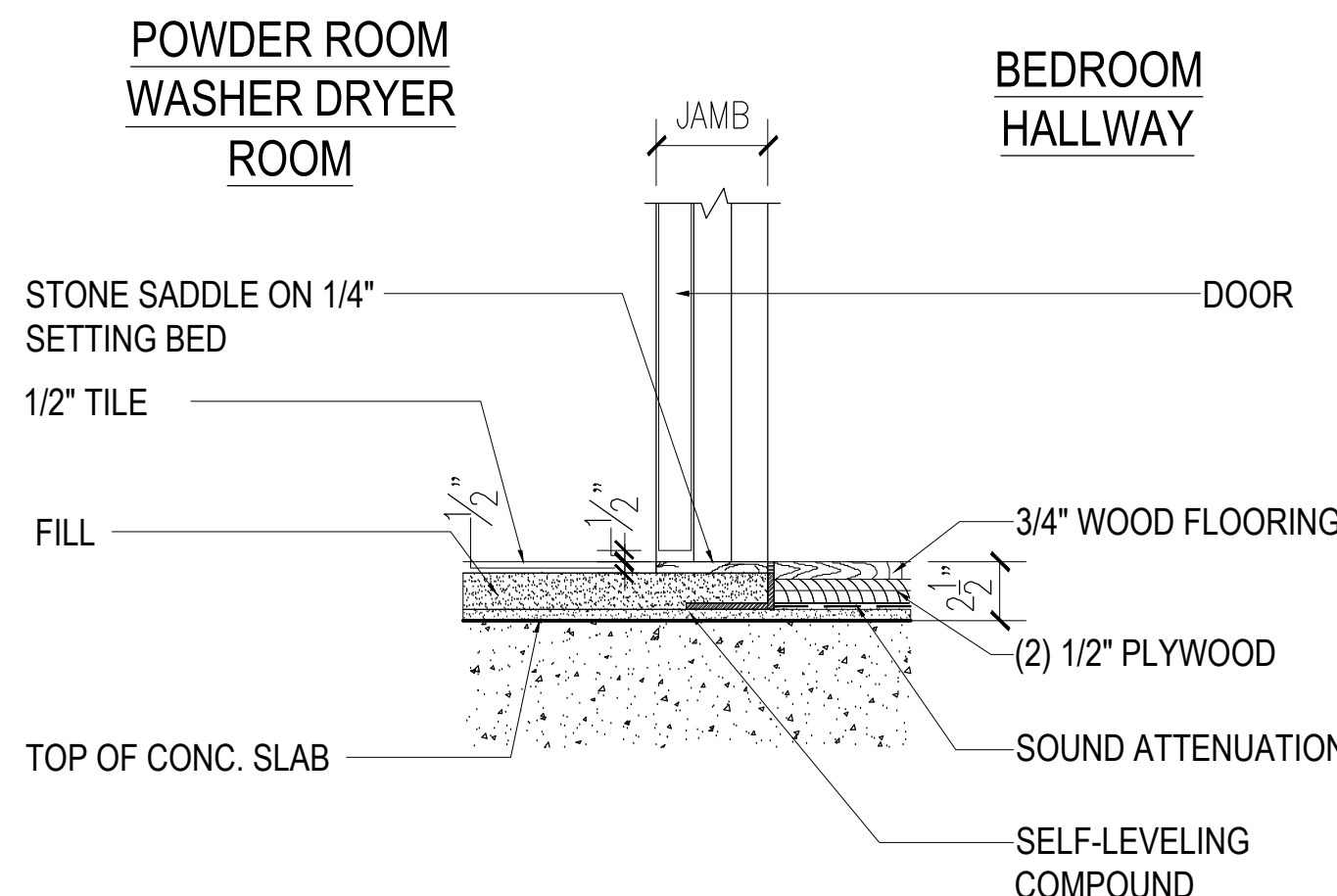
DATE: 10/06/2017
PROJECT #: 15412
SCALE: AS NOTED
DWG NO: A-005.00

012 OF 105

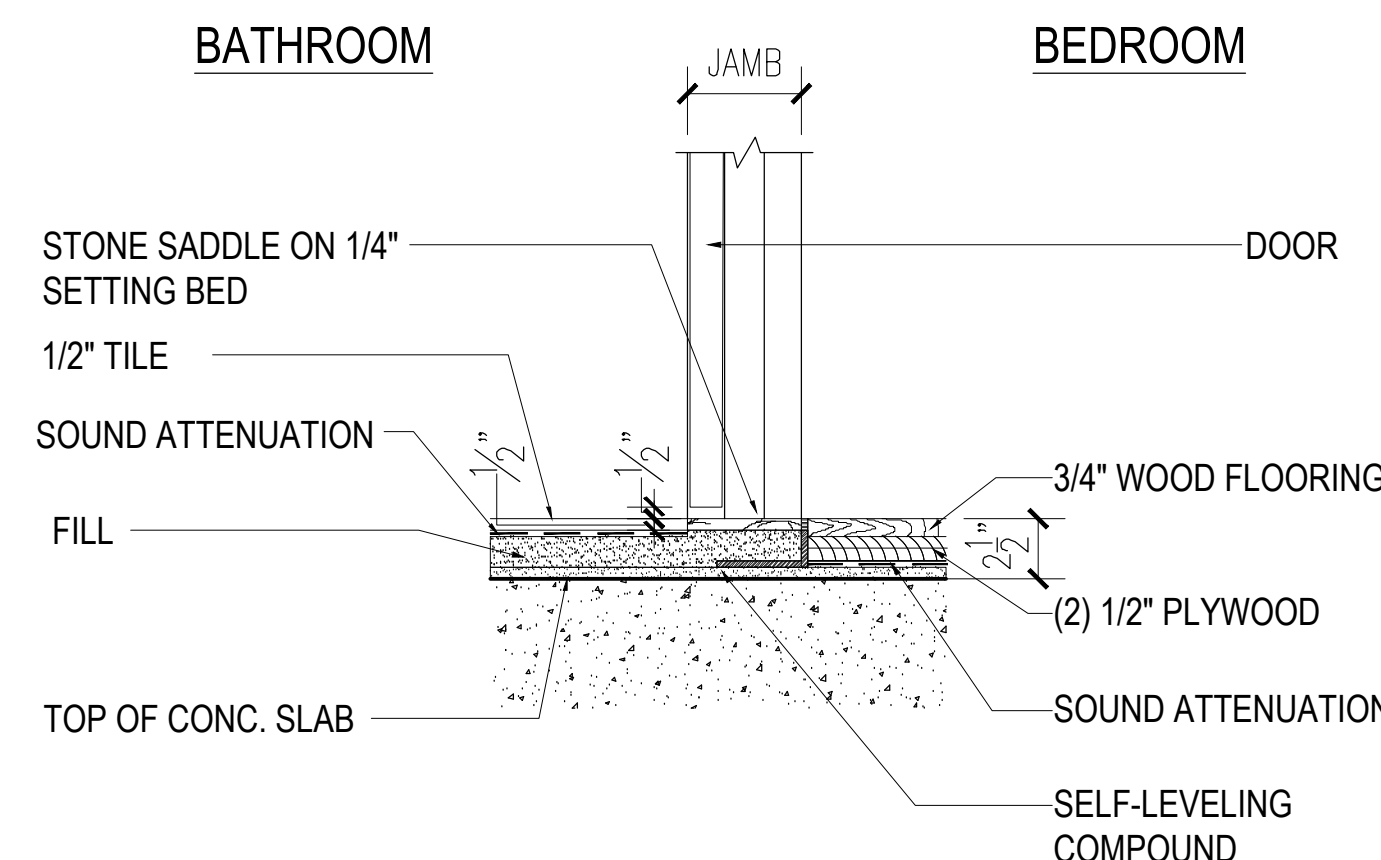
SADDLE / THRESHOLD DETAILS



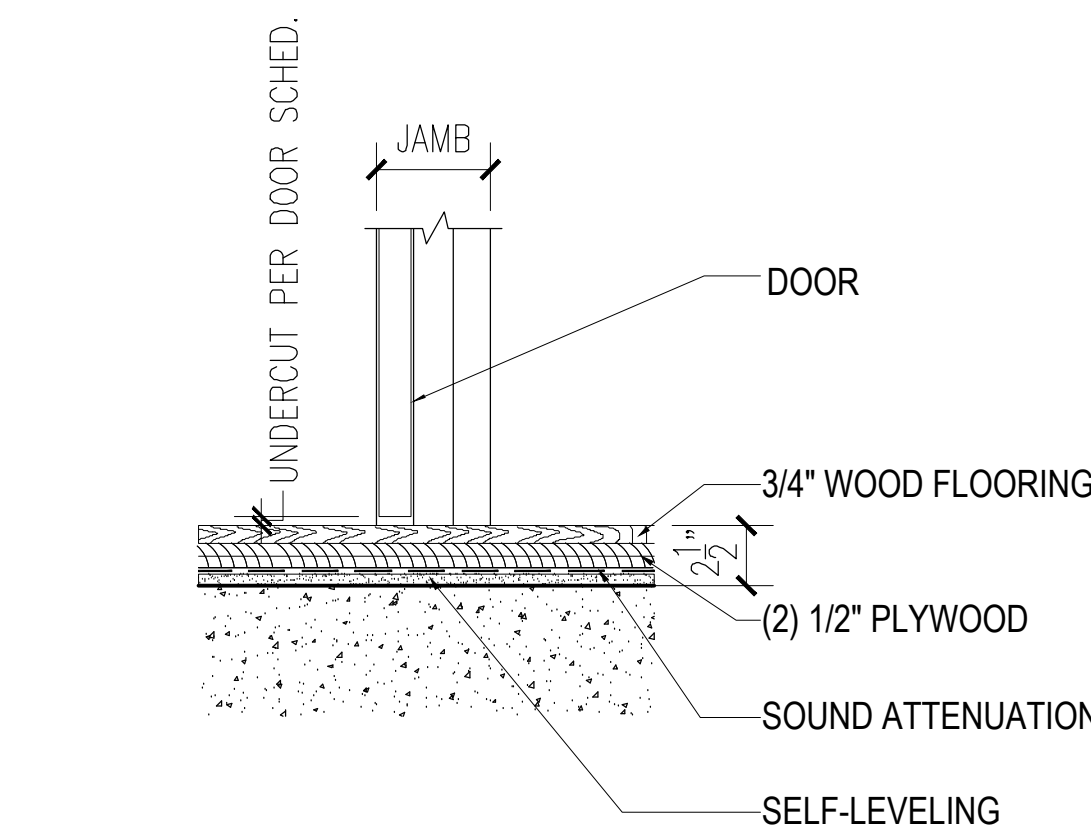
1 APARTMENT ENTRANCE



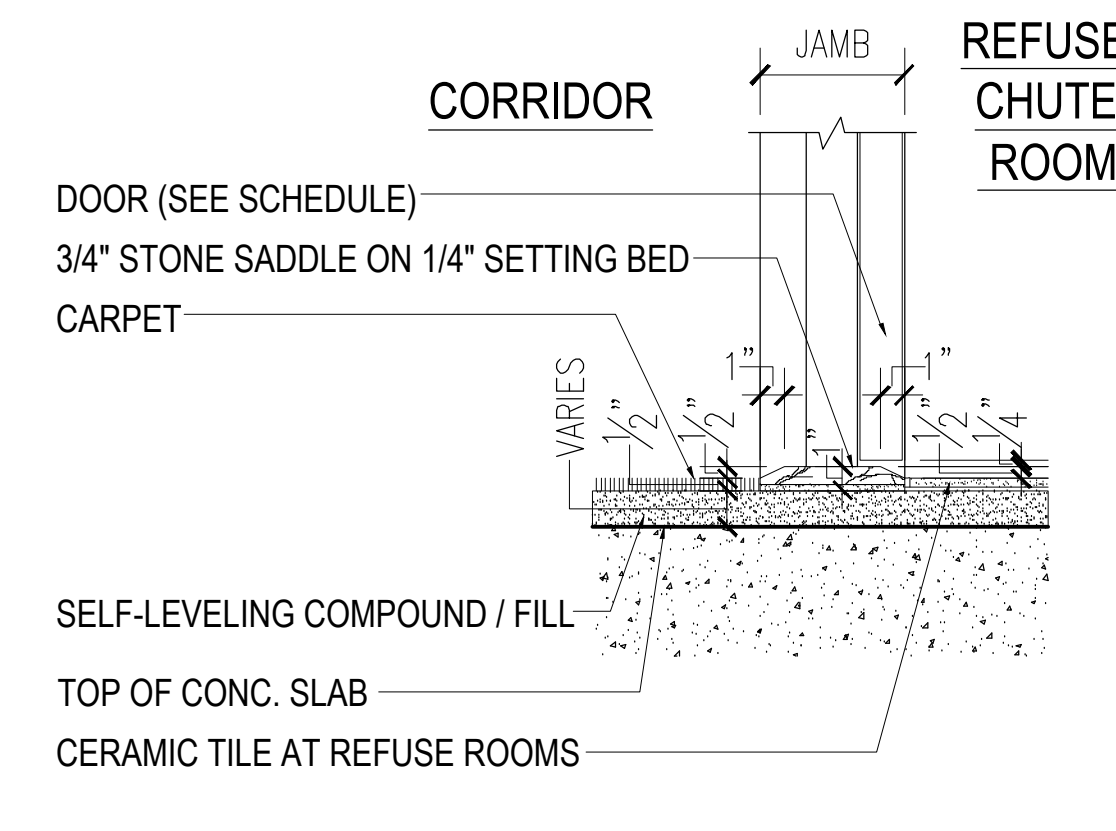
2 BATHROOMS, POWDER ROOMS AND WASHER/DRYER CLOSETS



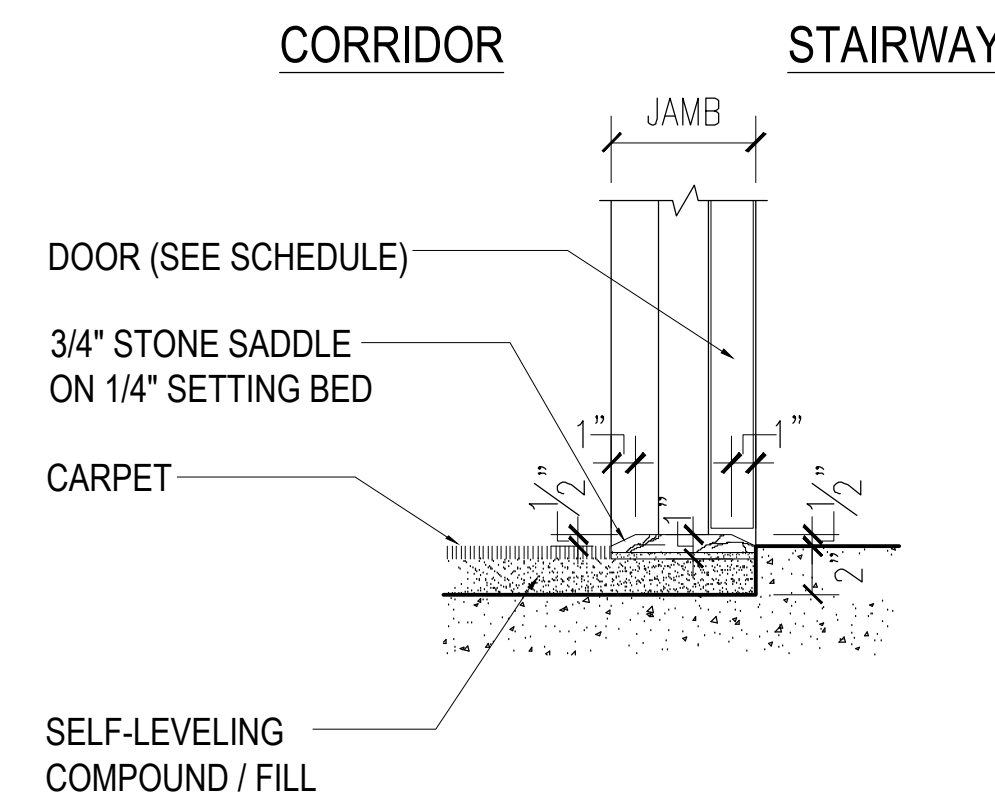
3 BATHROOMS



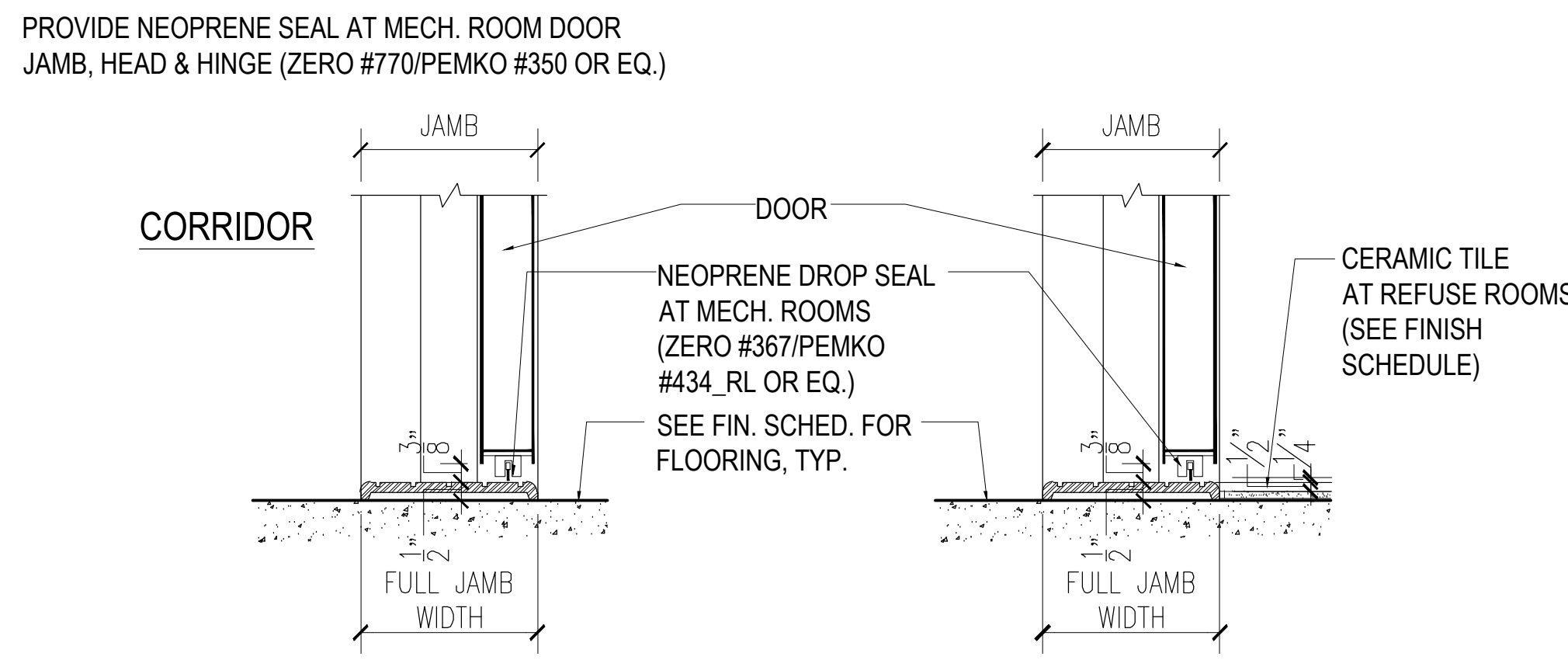
4 AT DOORS WITH NO SADDLE
(SEE FINISH SCHEDULE FOR FLOOR FINISHES - TYP.)



5 CORRIDOR & REFUSE CHUTE ROOM
APARTMENT LEVELS

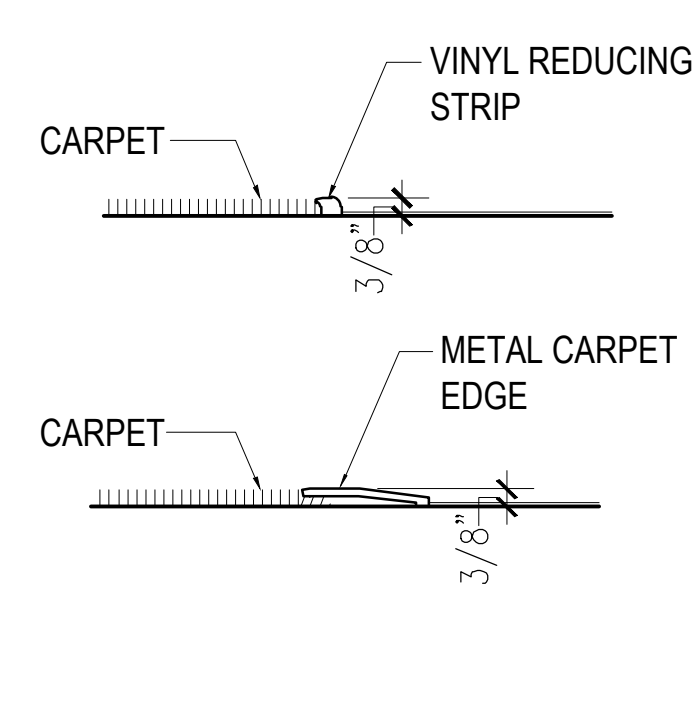


6 STAIRWAY / CORRIDOR
APARTMENT FLOORS

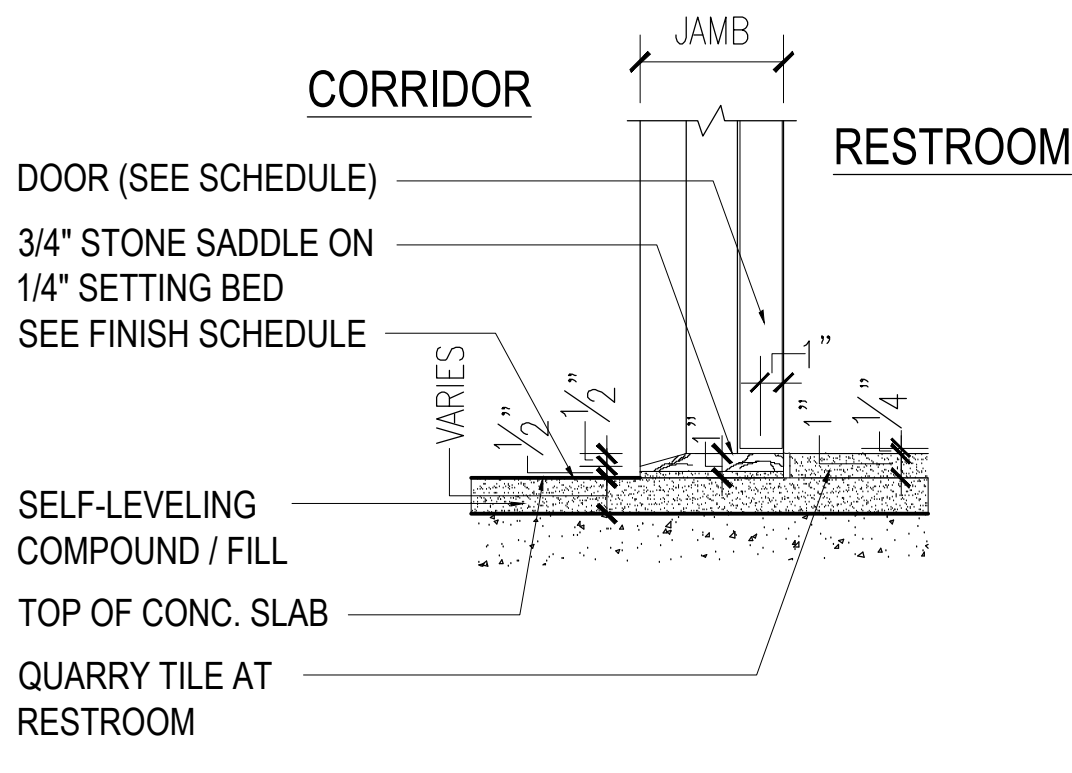


7 MECHANICAL ROOMS & STAFF ROOMS, U.O.N.
BACK OF HOUSE AREAS

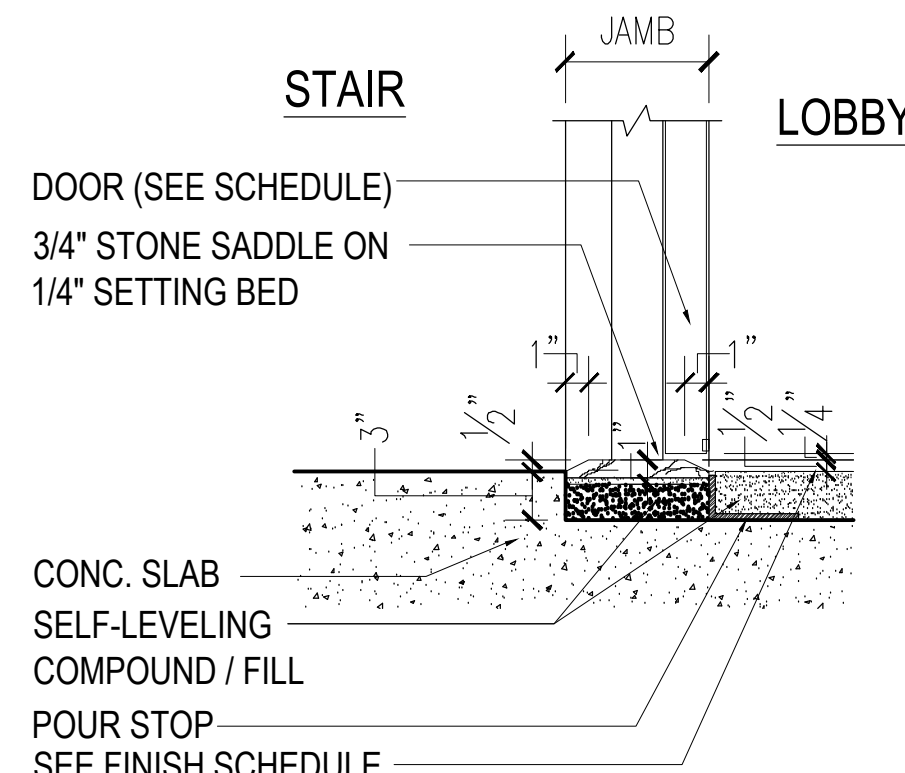
7A MECHANICAL ROOMS & STAFF ROOMS, U.O.N.
BACK OF HOUSE AREAS



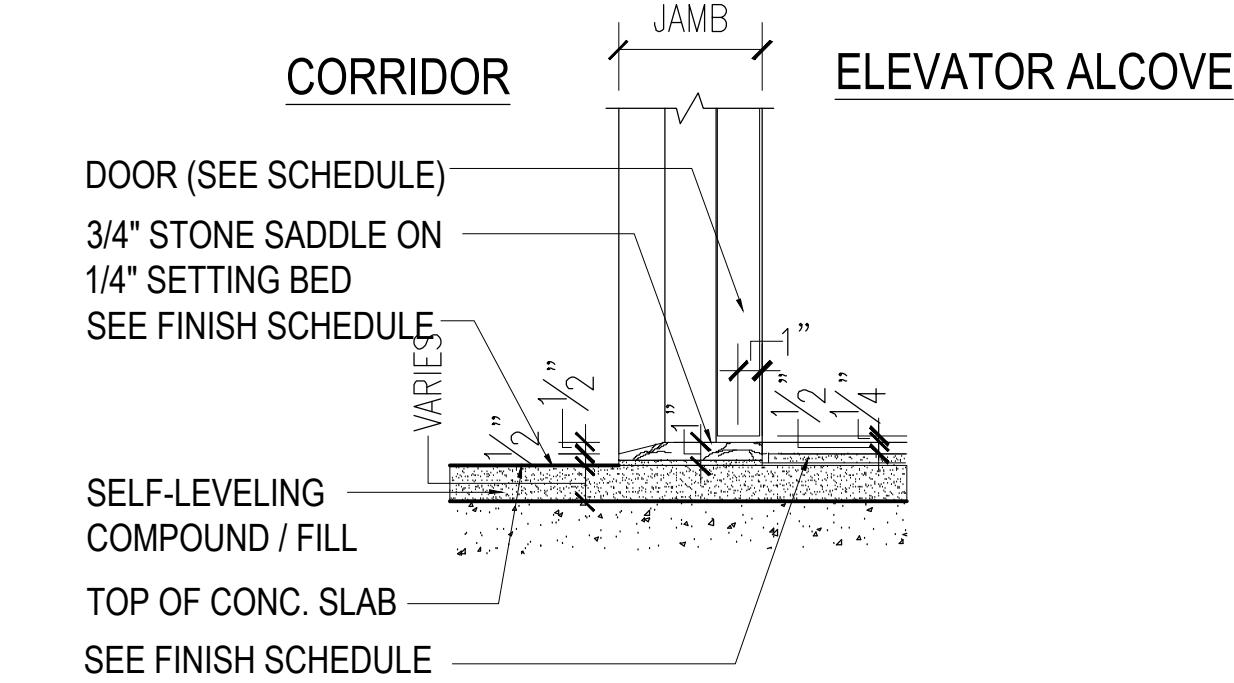
8 REDUCING STRIP



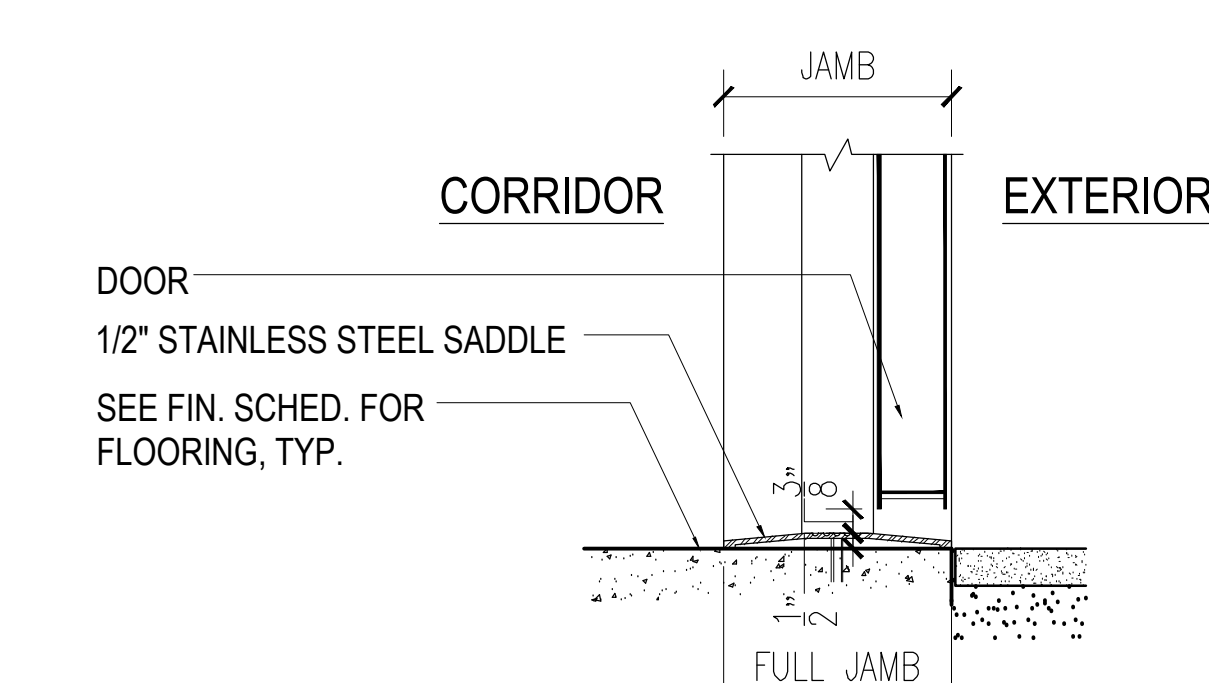
9 CORRIDOR @ GROUND FLOOR RESTROOM



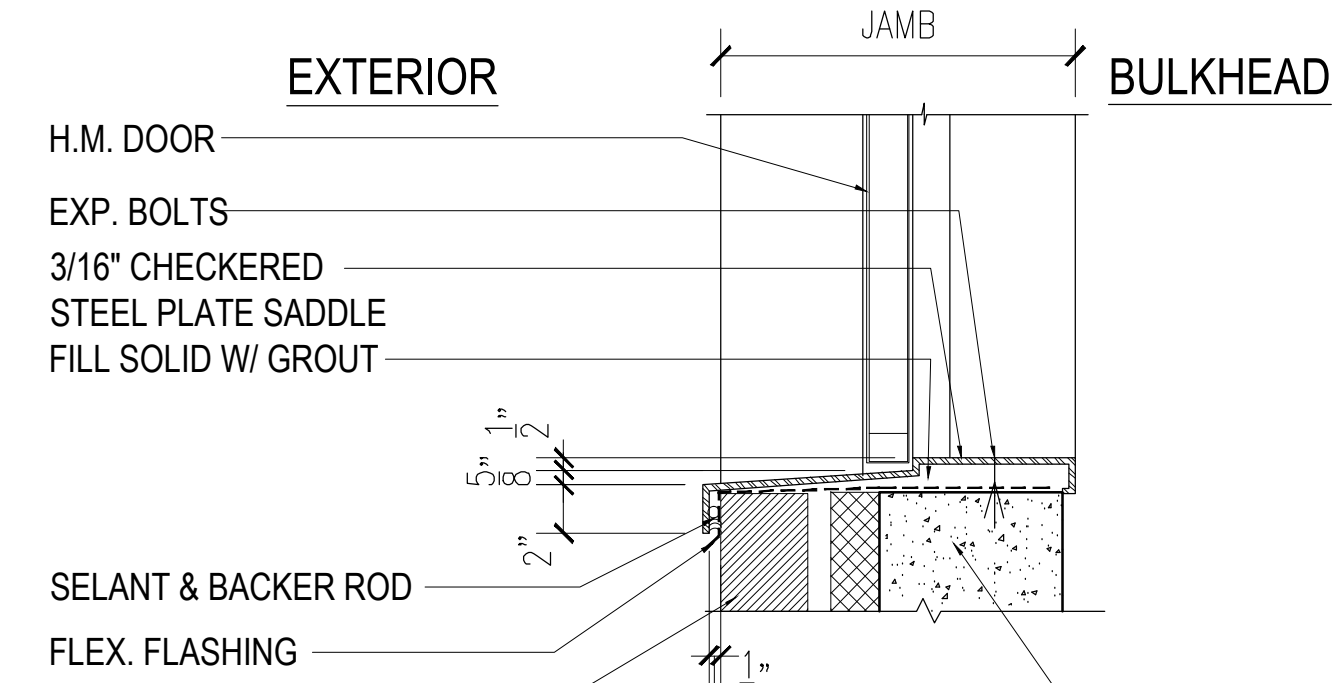
10 STAIR TO LOBBY



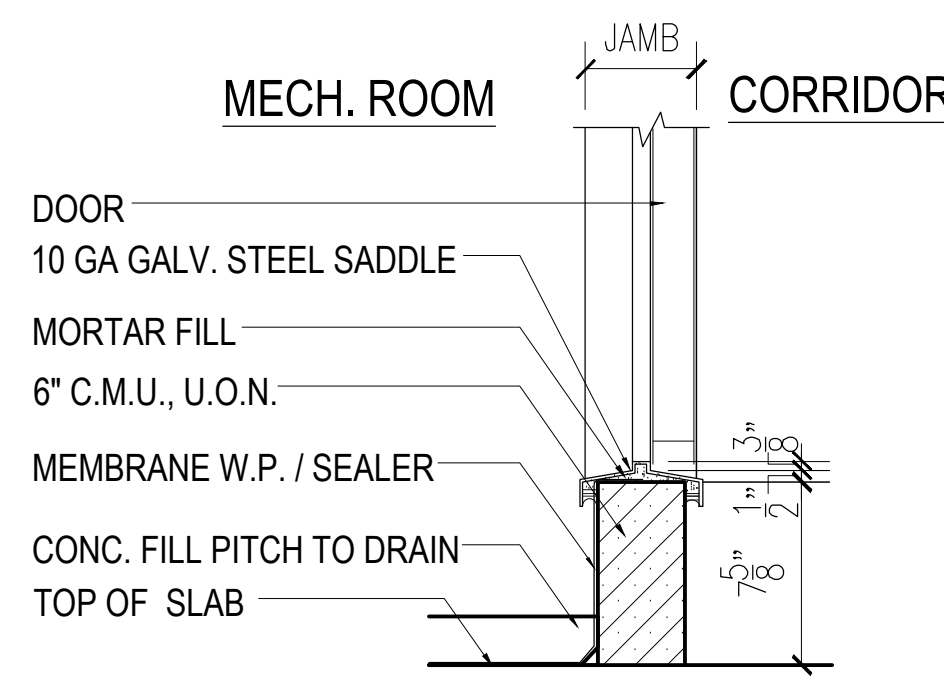
11 CORRIDOR & GROUND FLOOR LOBBY



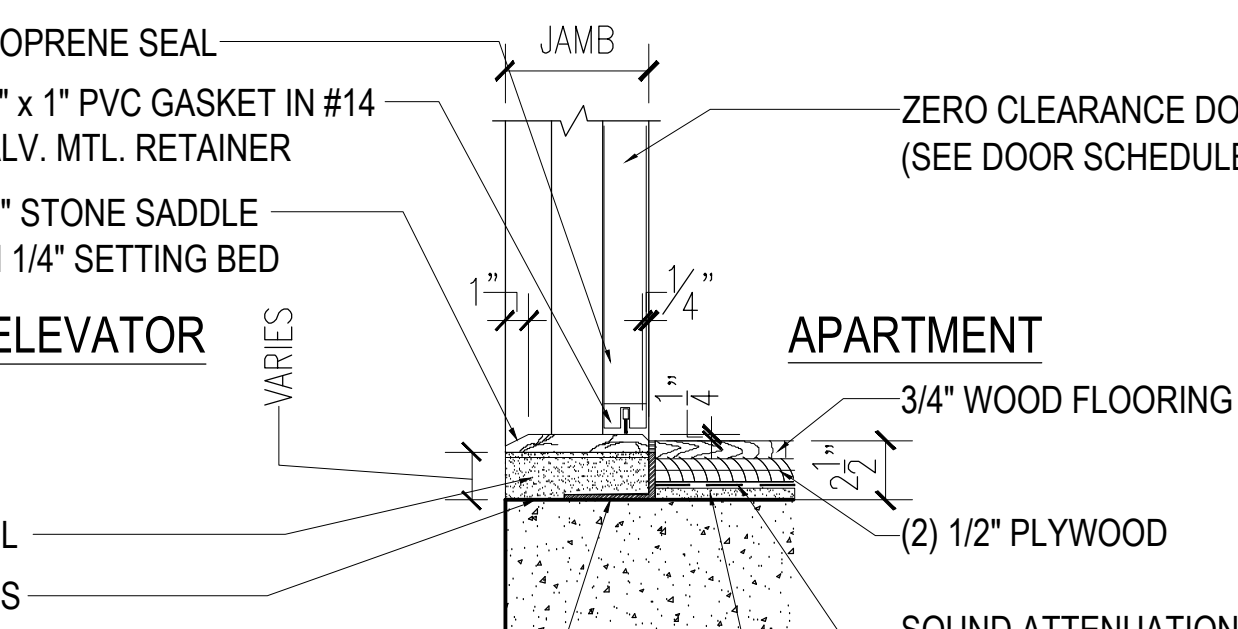
12 CORRIDOR & GROUND FLOOR EXTERIOR



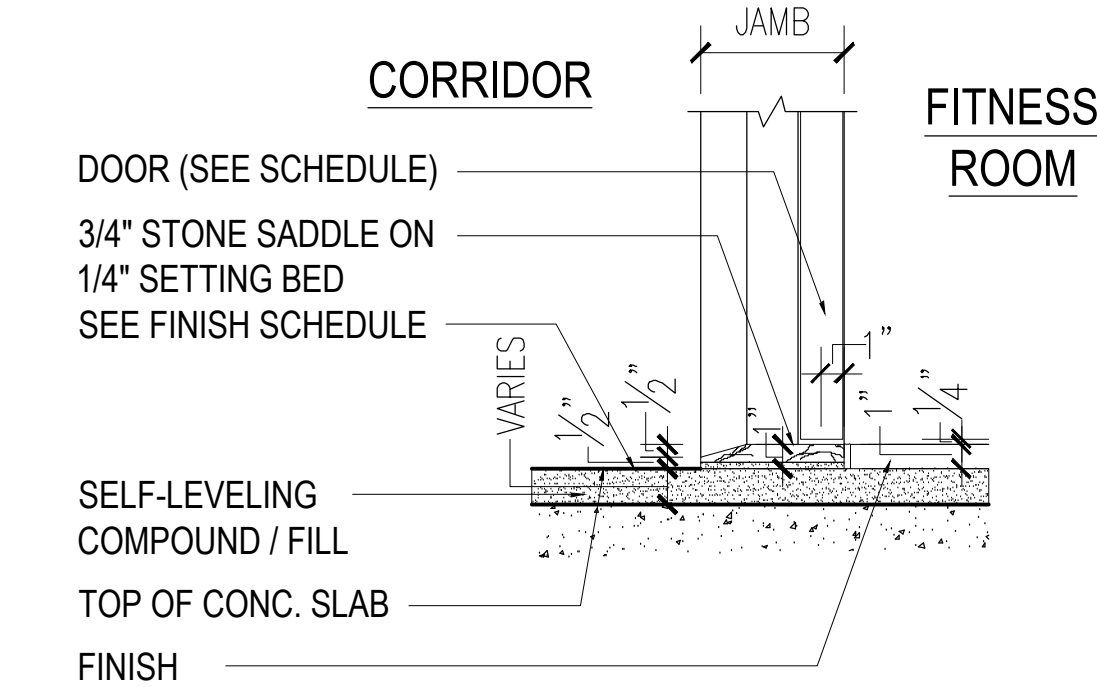
13 STEEL SADDLE AT ROOF BULKHEAD DOORS



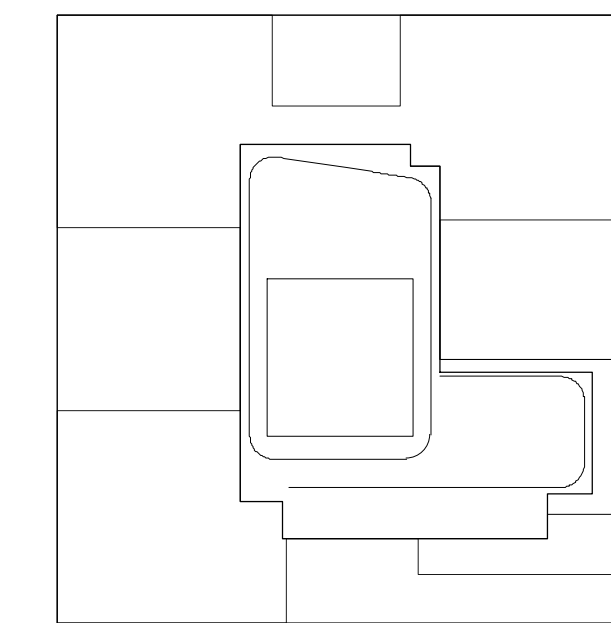
14 MECHANICAL ROOMS W/ CURBS
SEE PLANS FOR LOCATIONS



15 PH ELEVATOR ENTRANCE



16 CORRIDOR & FITNESS ROOM @ CELLAR



NOTES:

NOT FOR CONSTRUCTION

10/06/2017	ISSUED FOR DOB
02/10/2017	90% CD SET, ADD #3
04/02/2017	60% CD SET
02/02/2017	90% CD SET
03/10/2017	ISSUED FOR DOB
03/01/2017	ISSUED FOR DOB
02/14/2017	ISSUED FOR DOB
01/07/2017	SUPPLEMENTAL SET
01/02/2017	ISSUED FOR DOB
11/07/2016	FACEBOOK SET
11/01/2016	100% CD FOR MARKETING SET
10/12/2016	ISSUED FOR DOB
02/05/2016	DOB FILING SET

Number: Date: Revision:

Project:
City View Tower at Court Square
23-15 44th Drive
Long Island City, NY 11101

Client:
Cityview Tower LLC
112-15 NORTHERN BLVD, CF-2
CORONA, NY 11368
(718) 321-8652

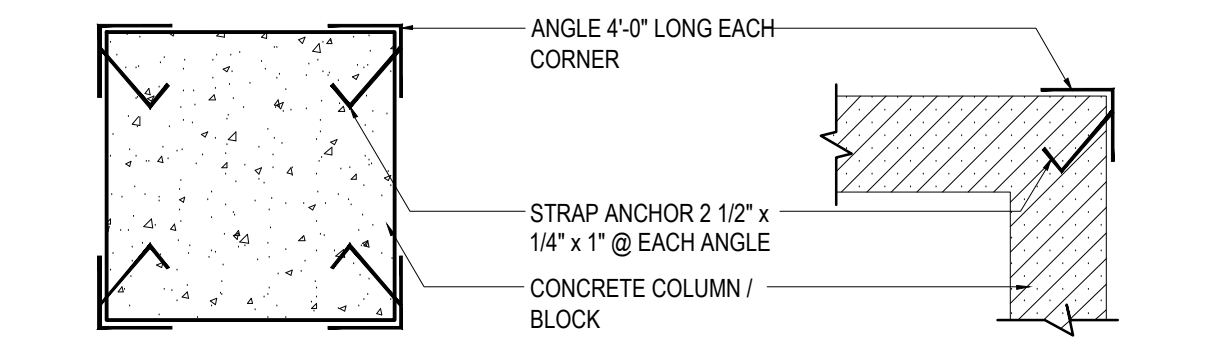
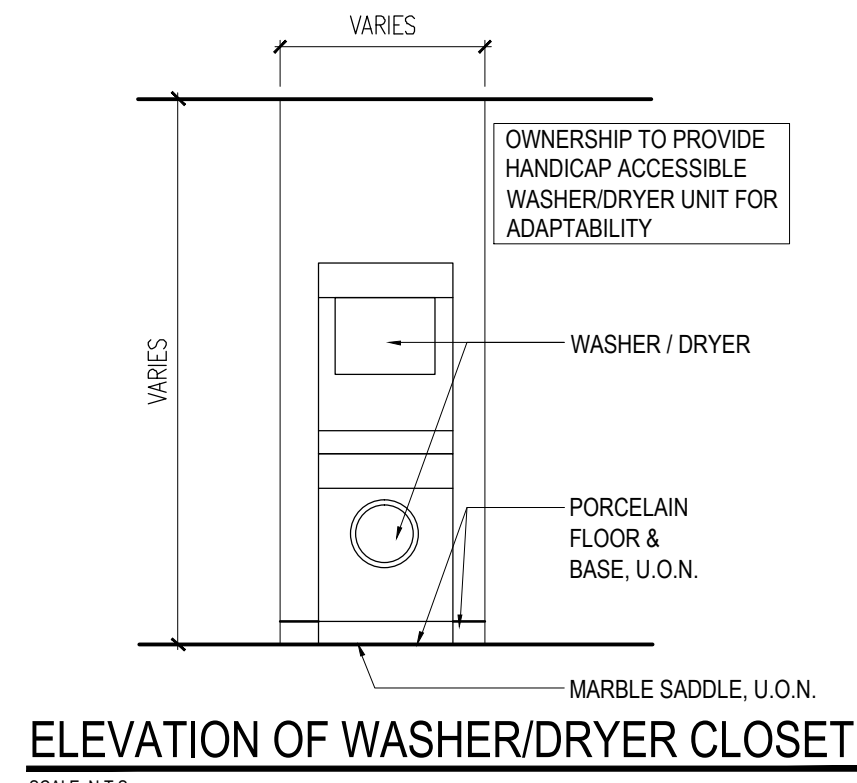
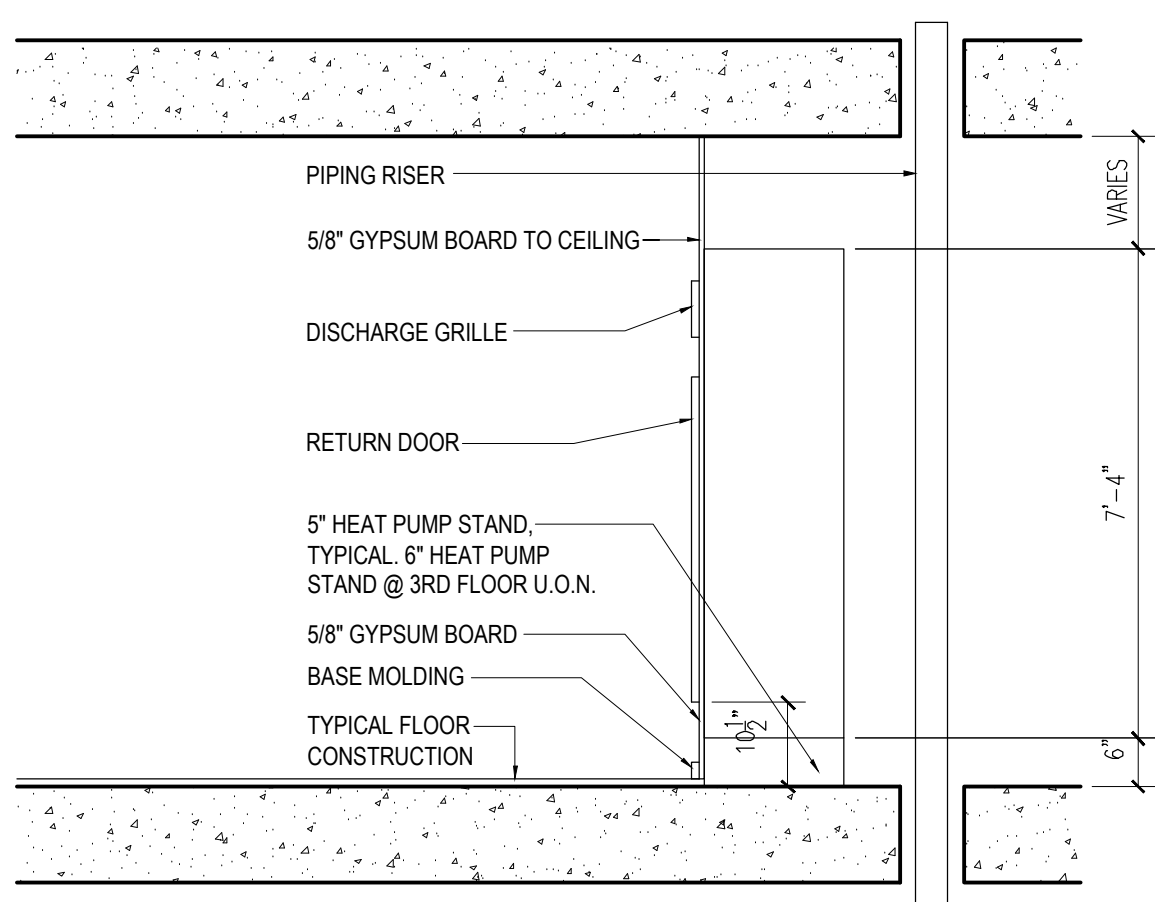
Architect:
HILL | WEST
ARCHITECTS
11 BROADWAY
17TH FLOOR
NEW YORK, NY 10004
T. 212 213 8007

Consultant:
DESTIMONE CONSULTING ENGINEERS
140 Broadway 25th Floor
New York, NY, 10005
(212) 532-2211
Cosentini Associates
Two Pennsylvania Plaza, 3rd FL.
New York, NY 10121
(212) 615-3600
Whitehall
11 Broadway, 17th Floor
New York, NY 10004
(212) 908-4940

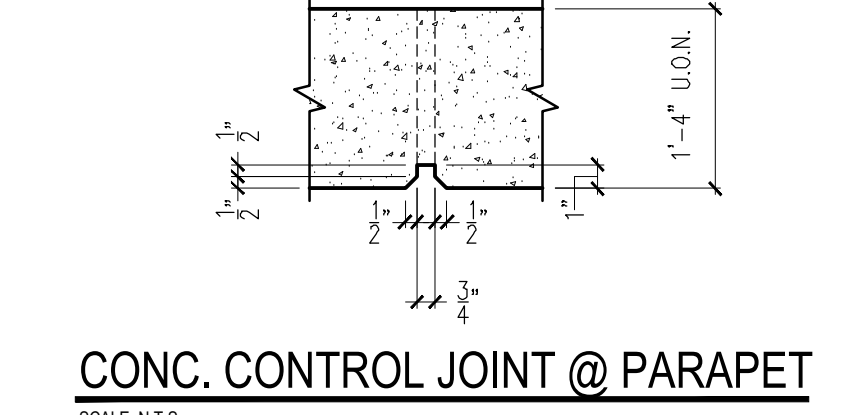
DOB STAMPS & SIGNATURES:

DWG TITLE:
DOOR DETAILS

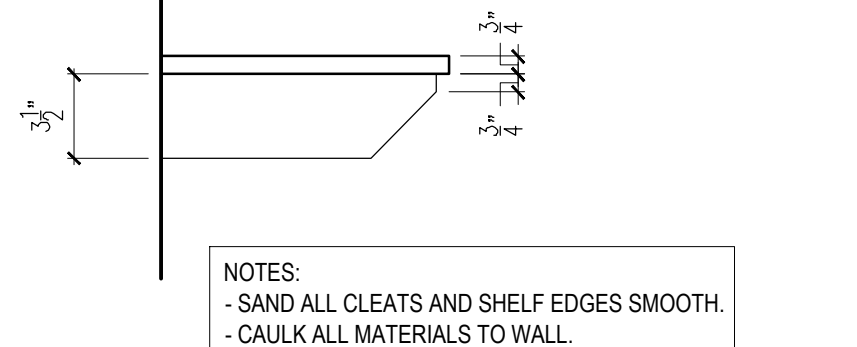
SEAL & SIGNATURE:
REGISTERED ARCHITECT
DATE: 10/06/2017
PROJECT #: 15412
SCALE: 1:1/2" = 1'-0"
DWG NO. A-007.00
014 OF 105



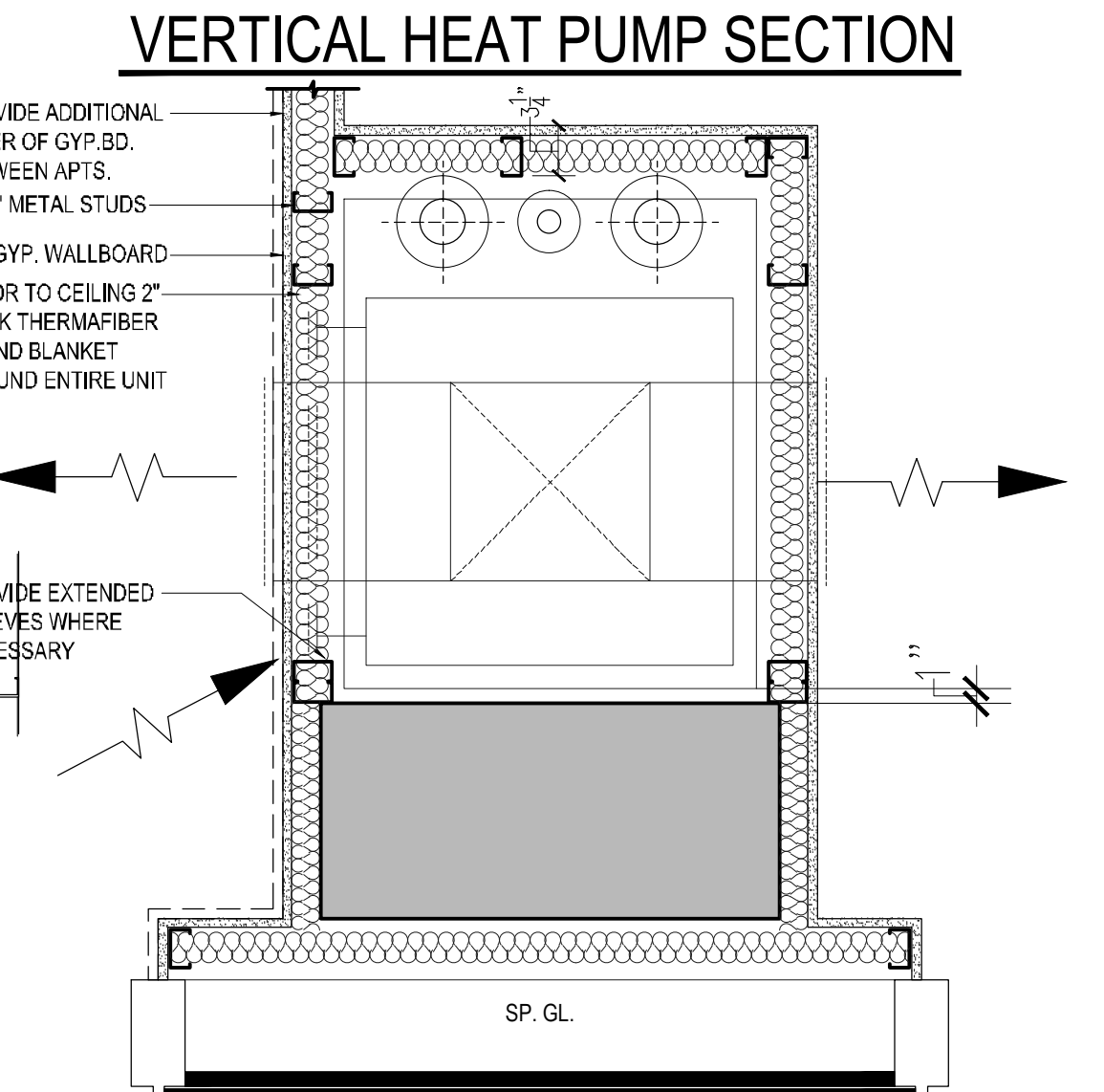
TYP. CORNER GUARD DETAIL @ ALL CONCRETE CORNERS



CONC. CONTROL JOINT @ PARAPET

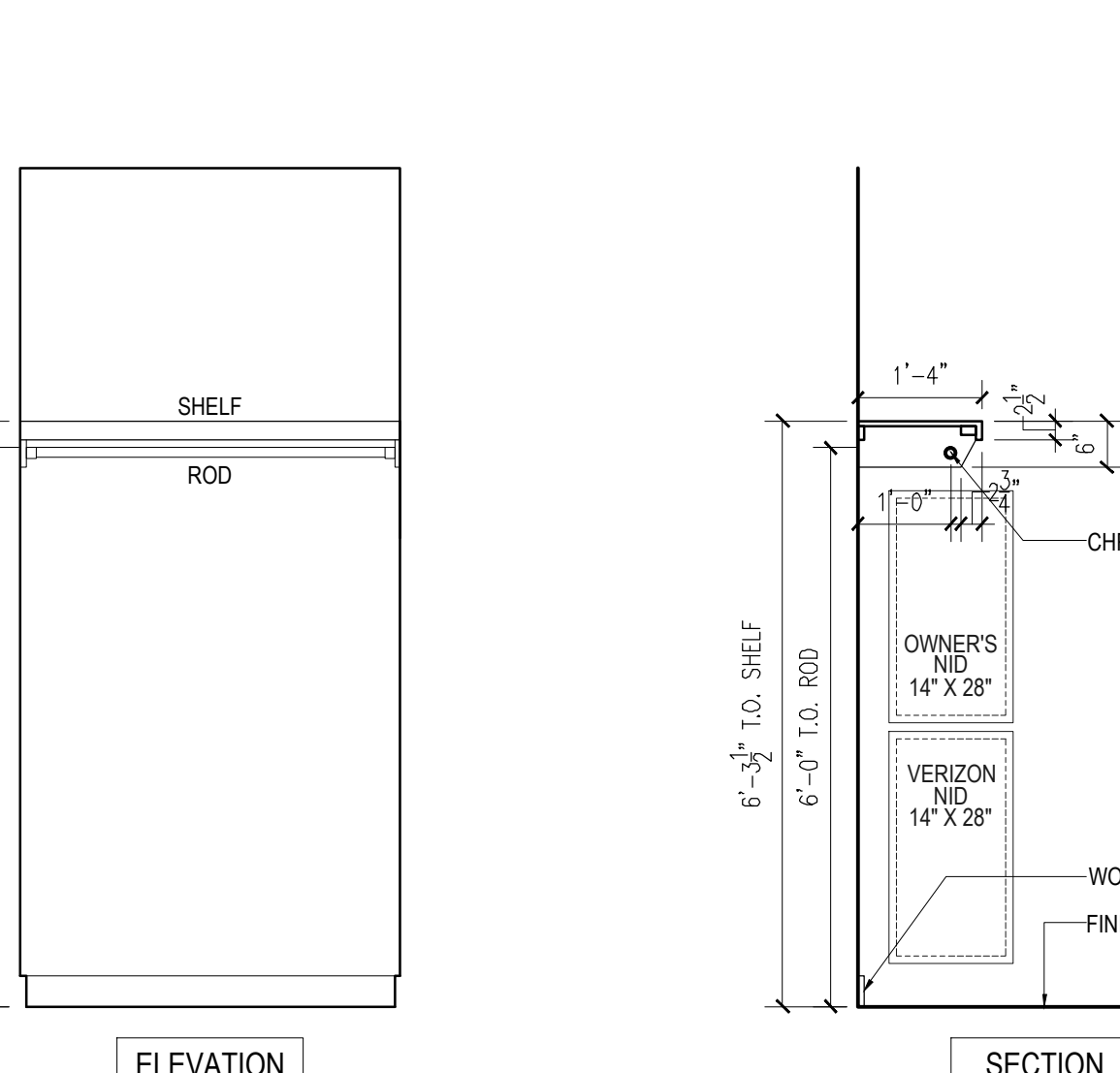


TYPICAL SHELF DETAIL



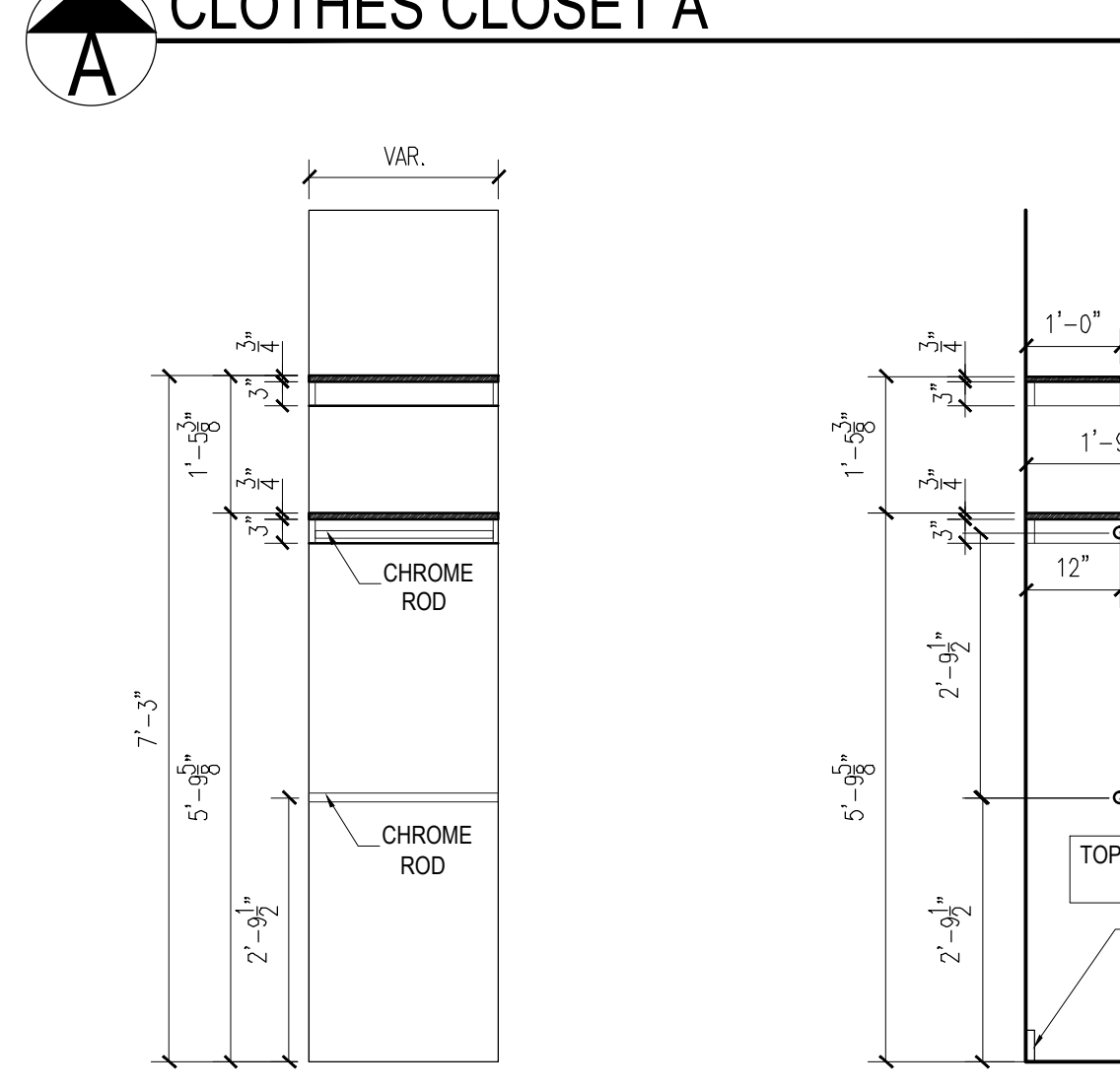
VERTICAL HEAT PUMP SECTION

TYPICAL VERTICAL HEAT PUMP ENCLOSURE

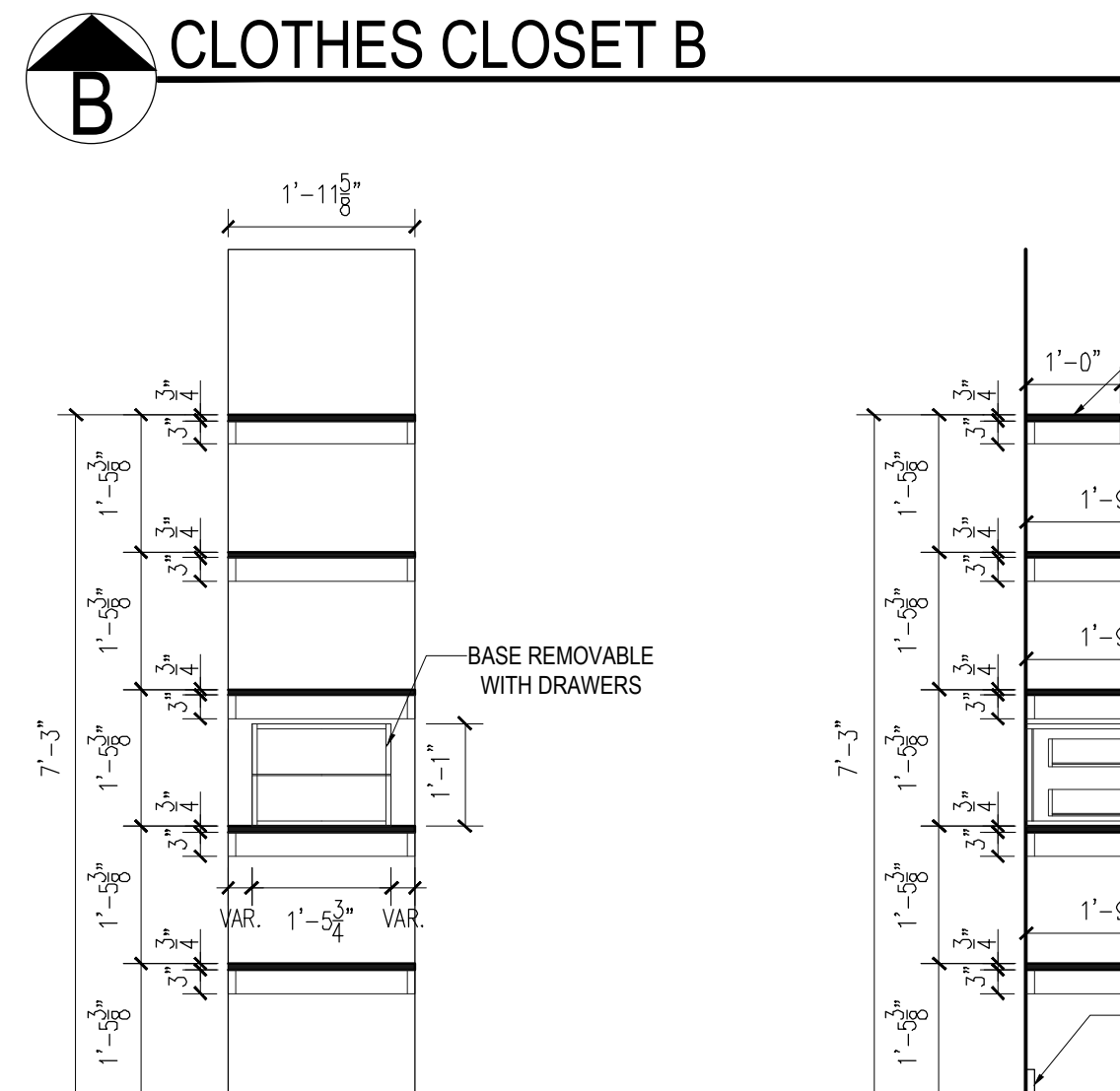


CLOTHES CLOSET D

CLOTHES CLOSET A

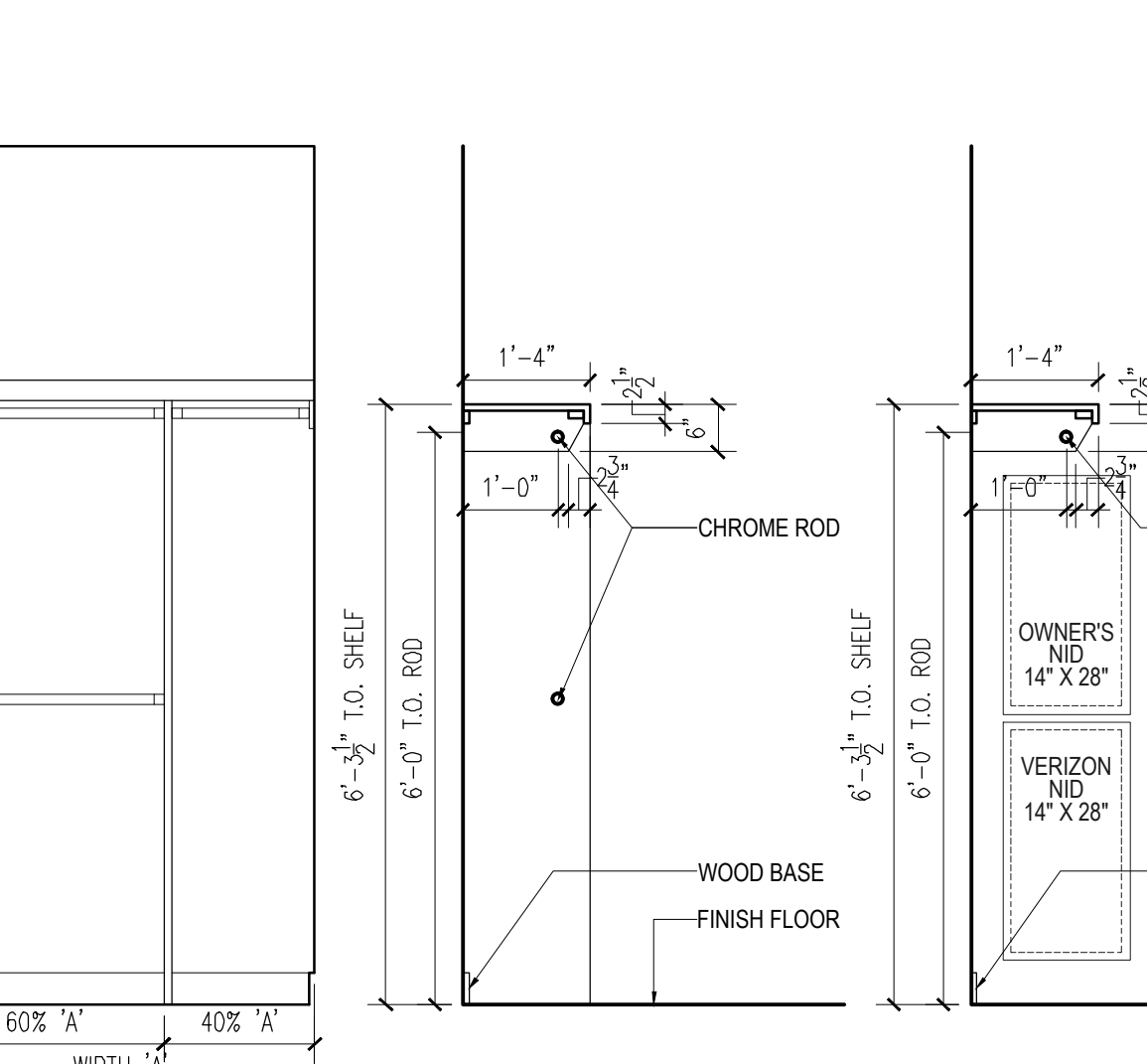


CLOTHES CLOSET B

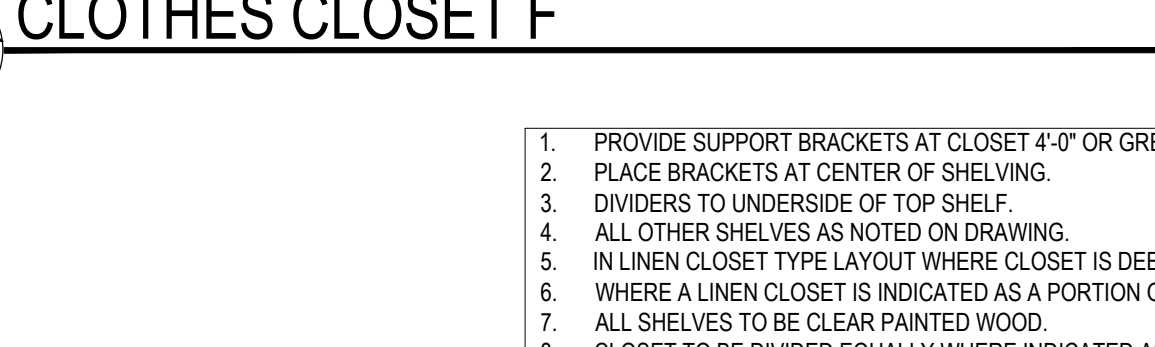


CLOTHES CLOSET C

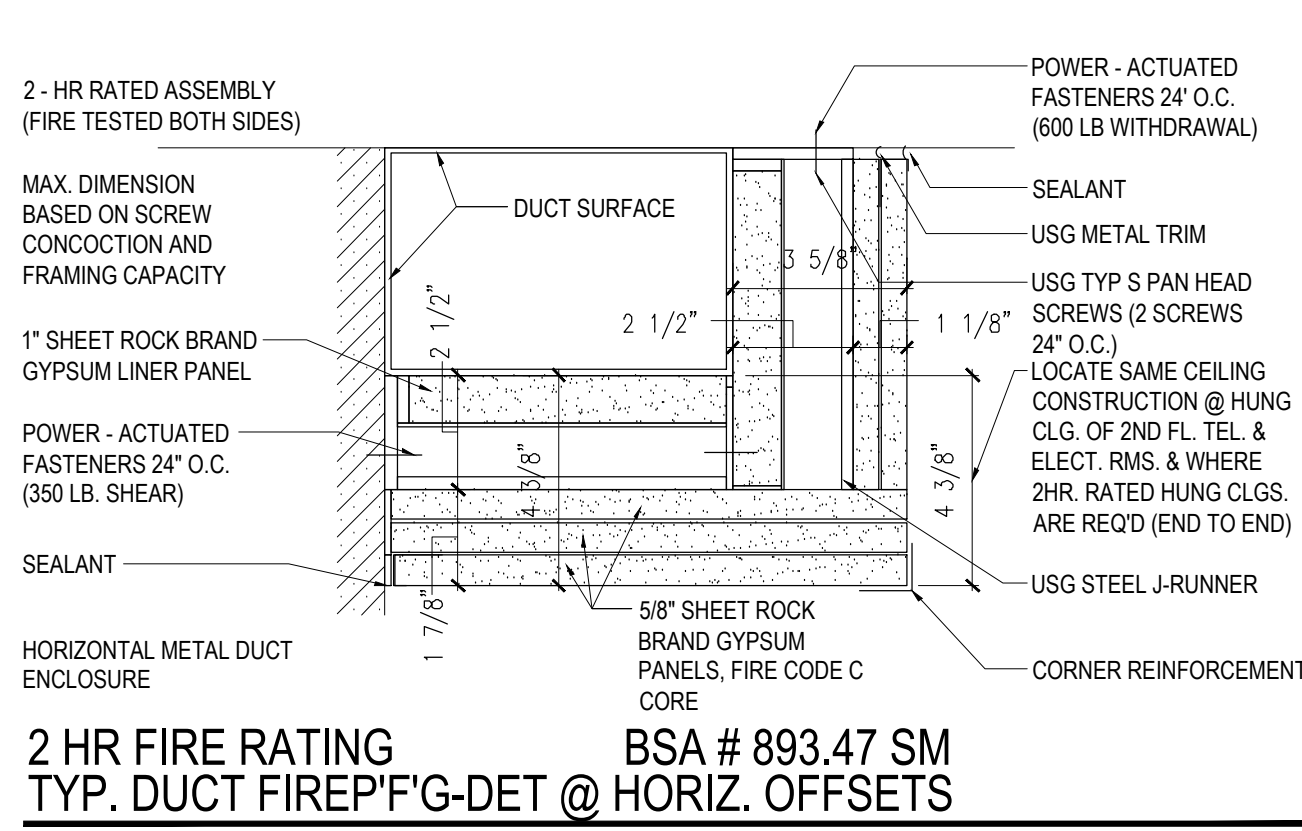
CLOTHES CLOSET E



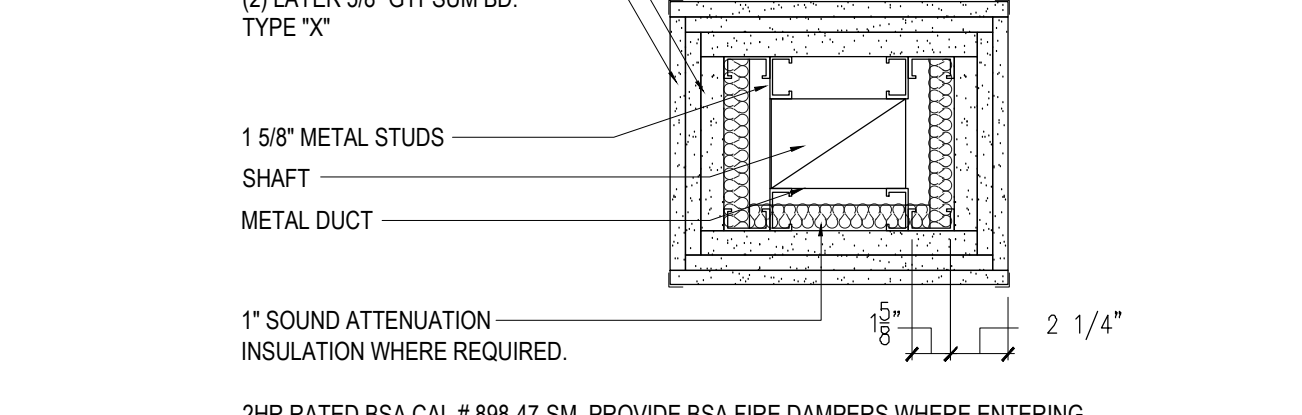
CLOTHES CLOSET F



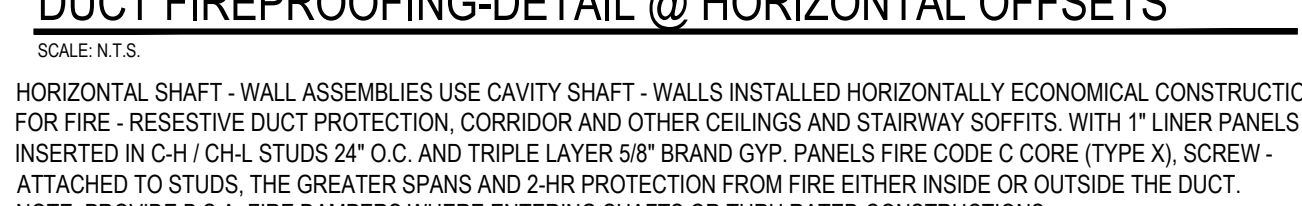
CLOTHES CLOSET F



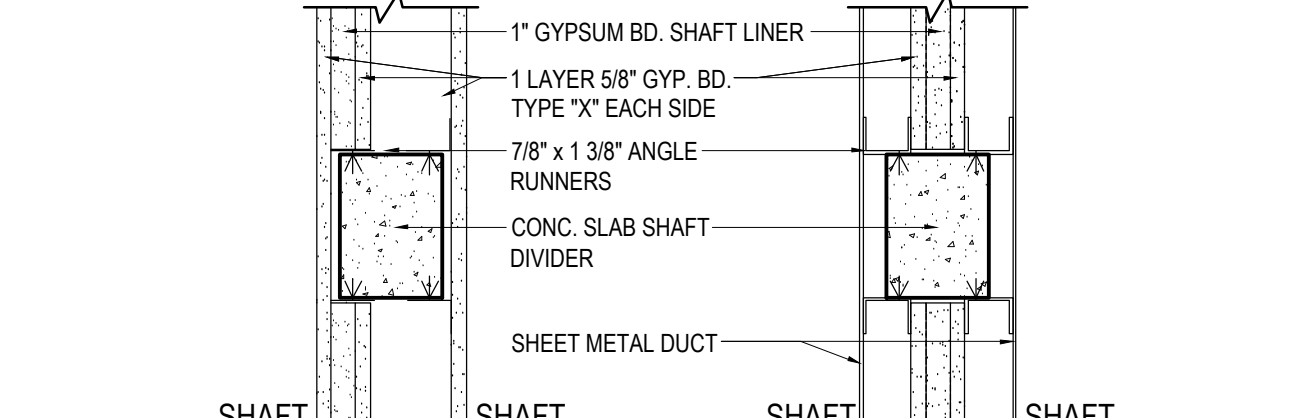
2 HR FIRE RATING TYP. DUCT FIREPROOF-DETAIL @ HORIZONTAL OFFSETS



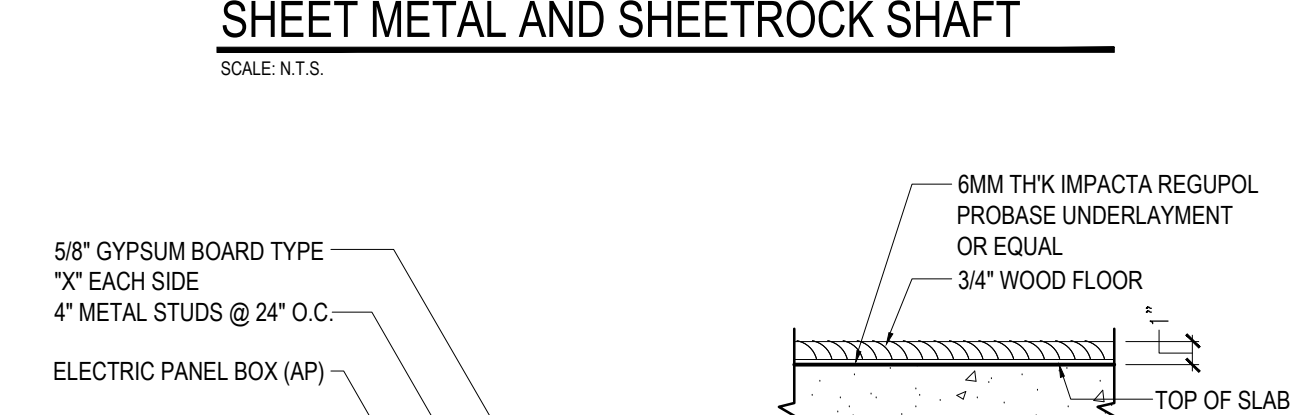
2 HR FIRE RATING TYPICAL FREESTANDING DETAIL @ HORIZONTAL OFFSETS



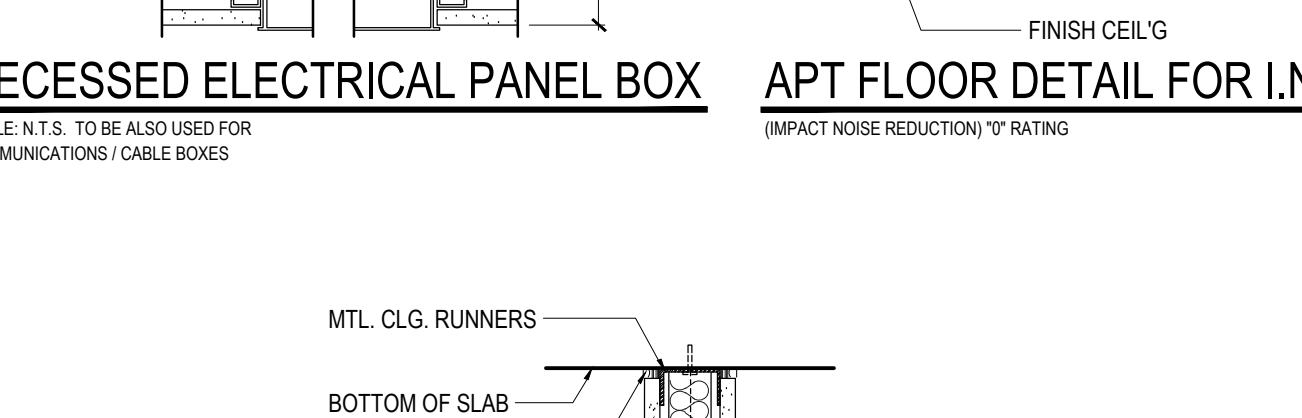
DETAIL @ BACK TO BACK SHEET METAL AND SHEETROCK SHAFT



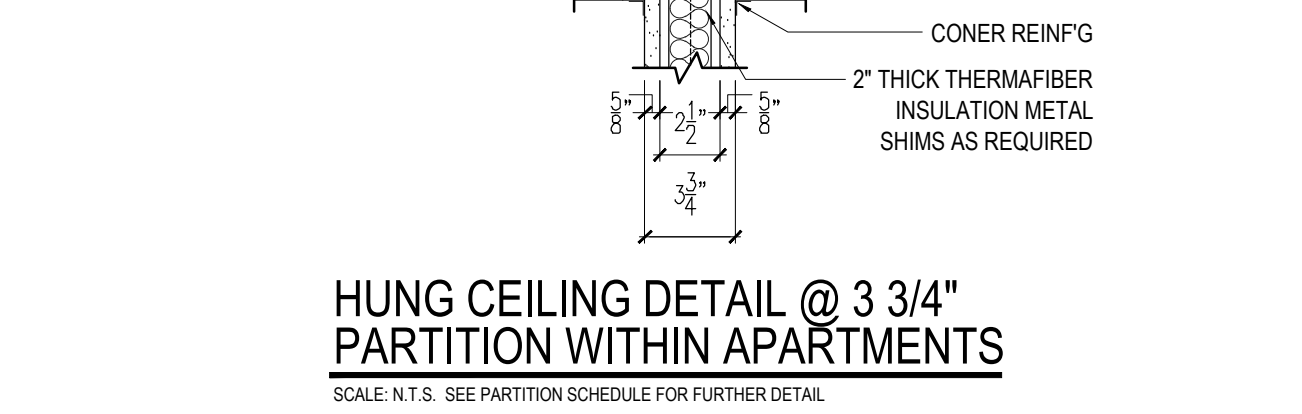
RECESSED ELECTRICAL PANEL BOX



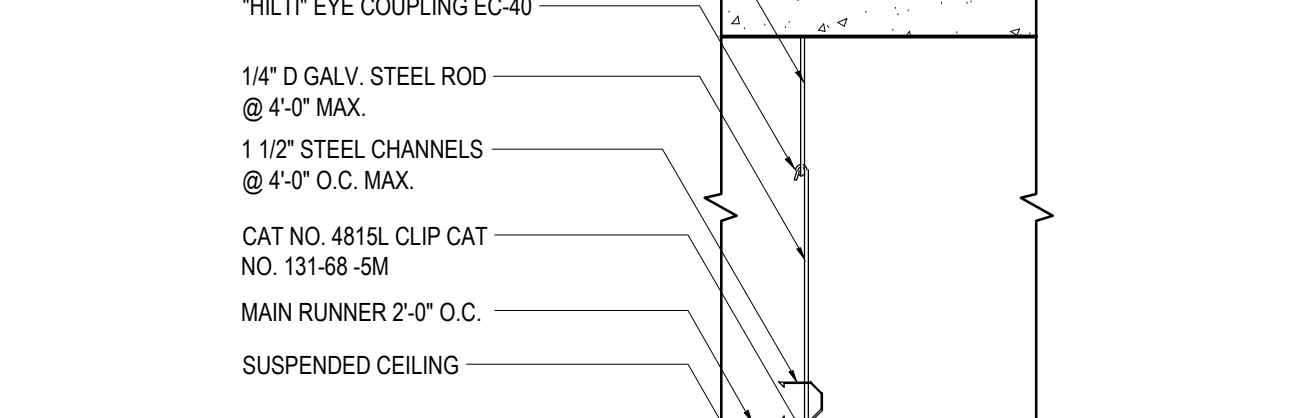
APT FLOOR DETAIL FOR I.N.R.



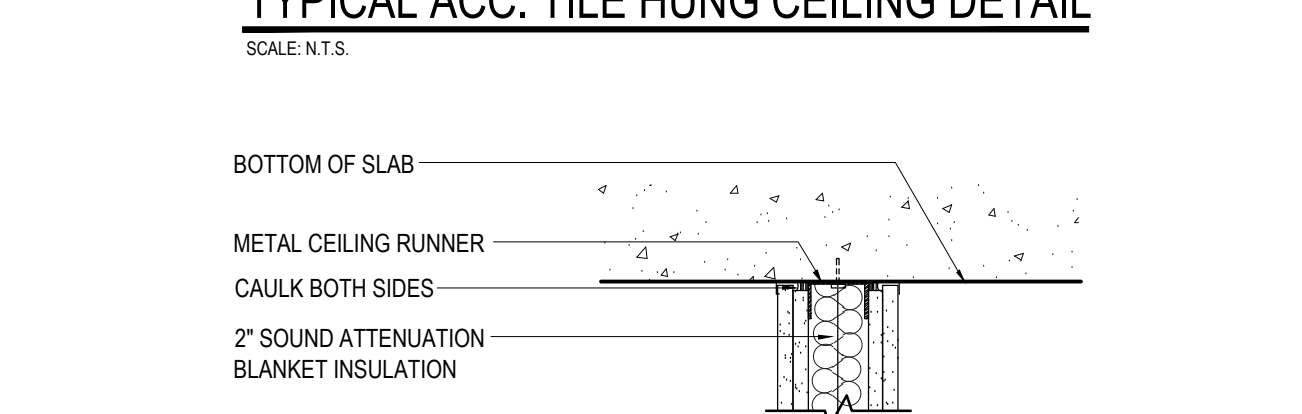
HUNG CEILING DETAIL @ 3/4\"/>



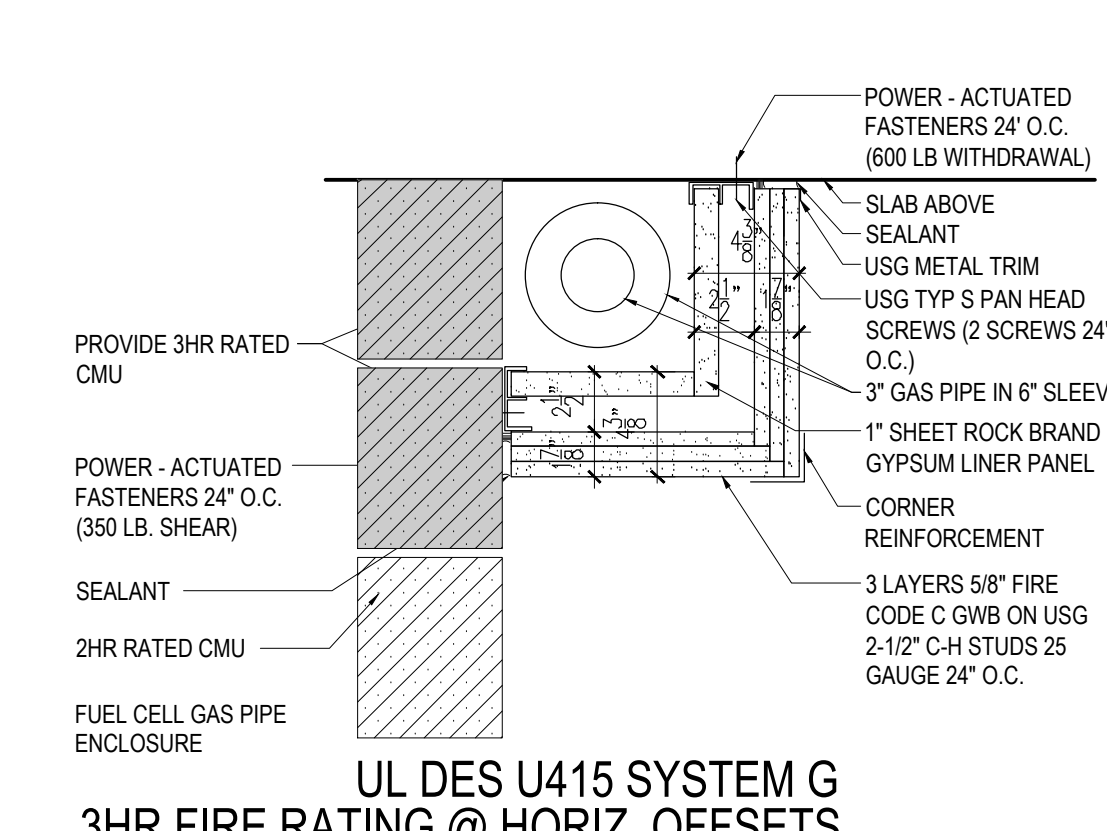
TYPICAL ACC. TILE HUNG CEILING DETAIL



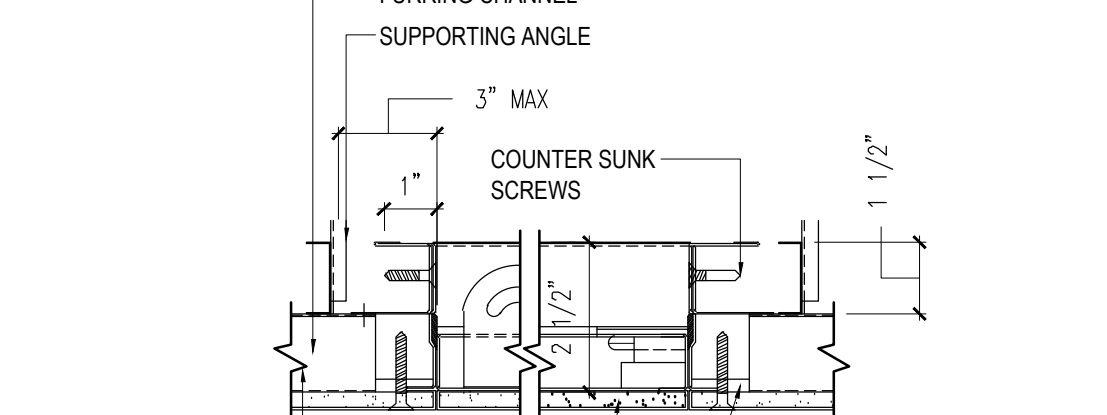
HUNG CEILING @ PARTITION BETWEEN APTS. & BETWEEN APT. & CORRIDOR



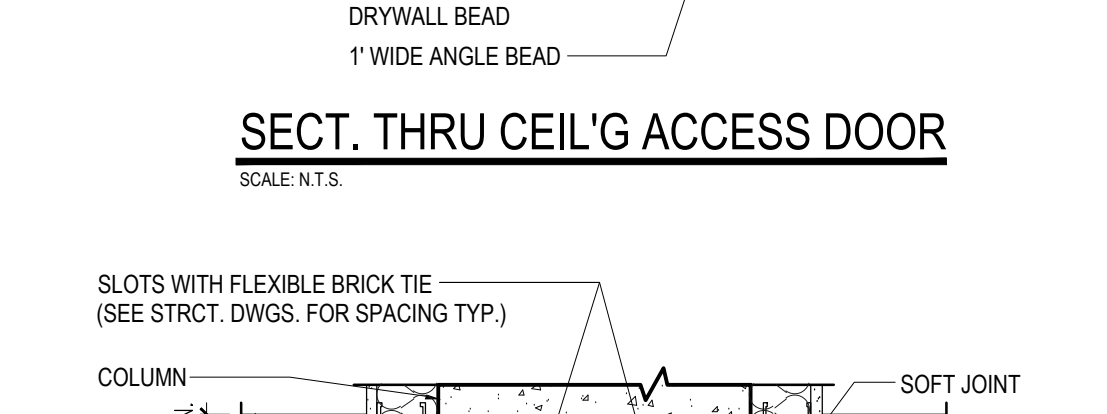
TYPICAL GYP. BD. HUNG CEILING DETAIL



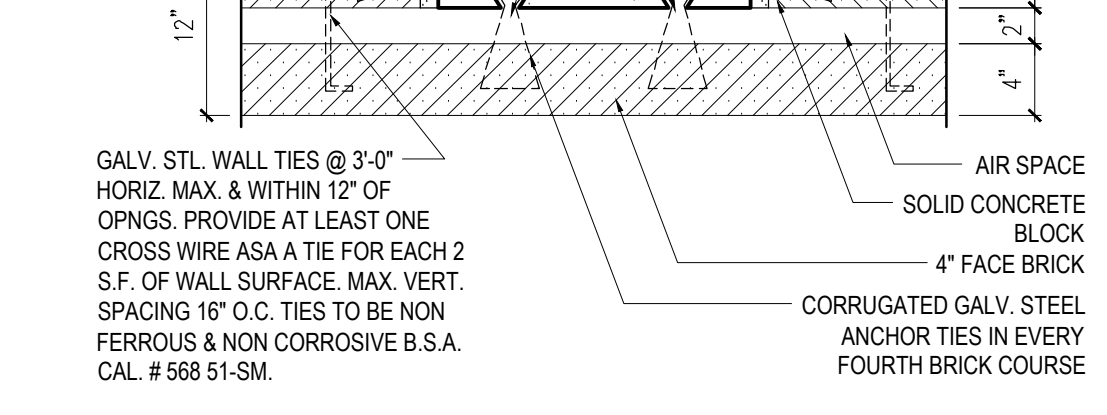
UL DES U415 SYSTEM G 3HR FIRE RATING @ HORIZ. OFFSETS



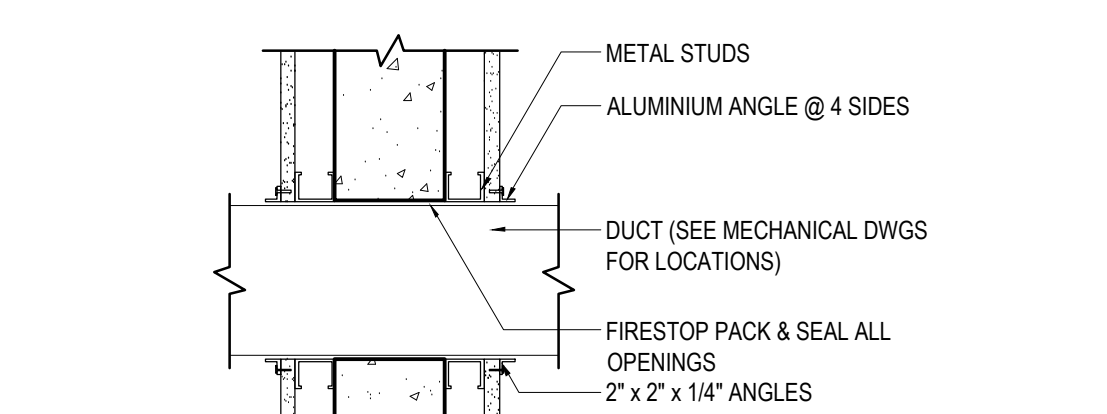
SECT. THRU CEIL'G ACCESS DOOR



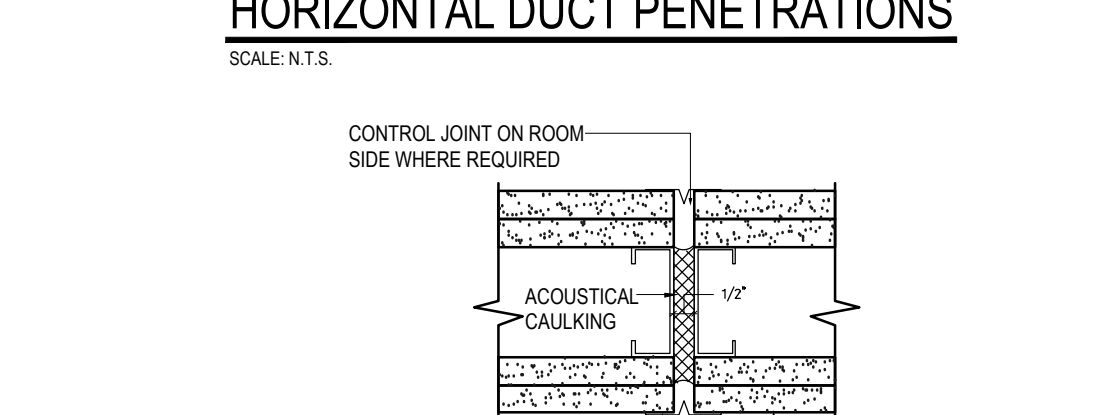
TYP. ANCHOR DETAIL



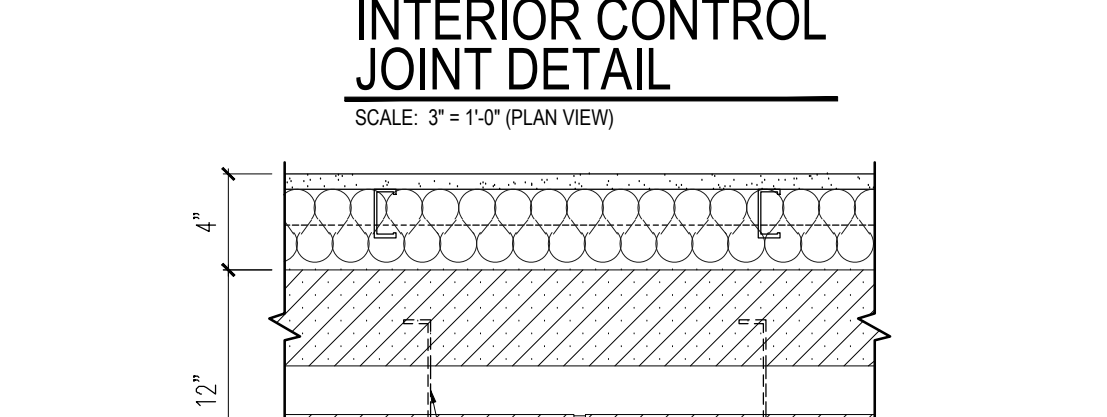
HORIZONTAL DUCT PENETRATIONS



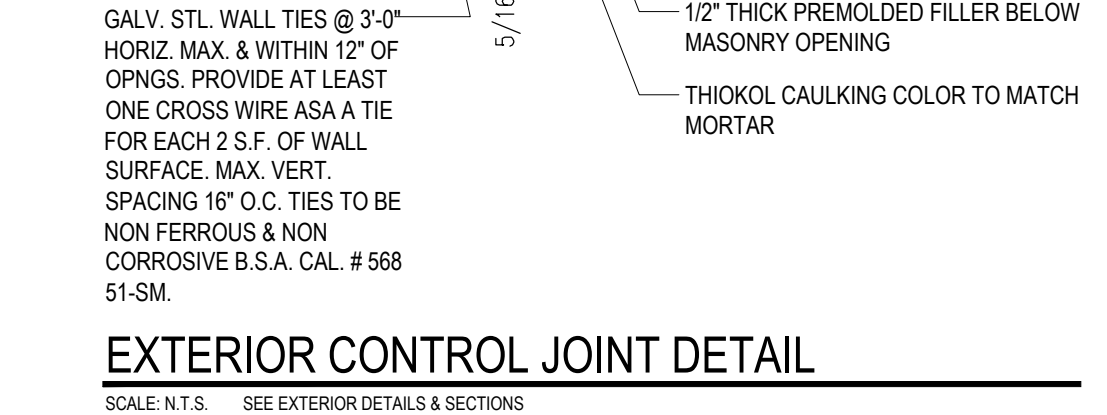
INTERIOR CONTROL JOINT DETAIL



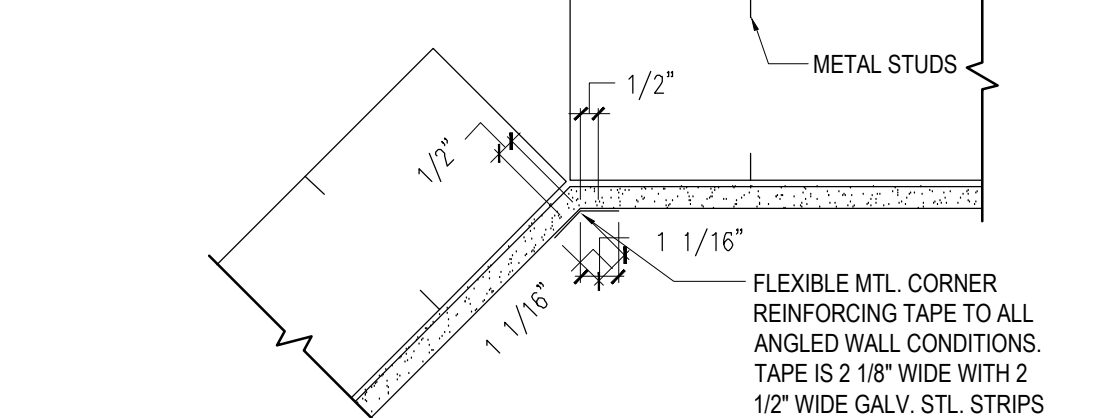
EXTERIOR CONTROL JOINT DETAIL



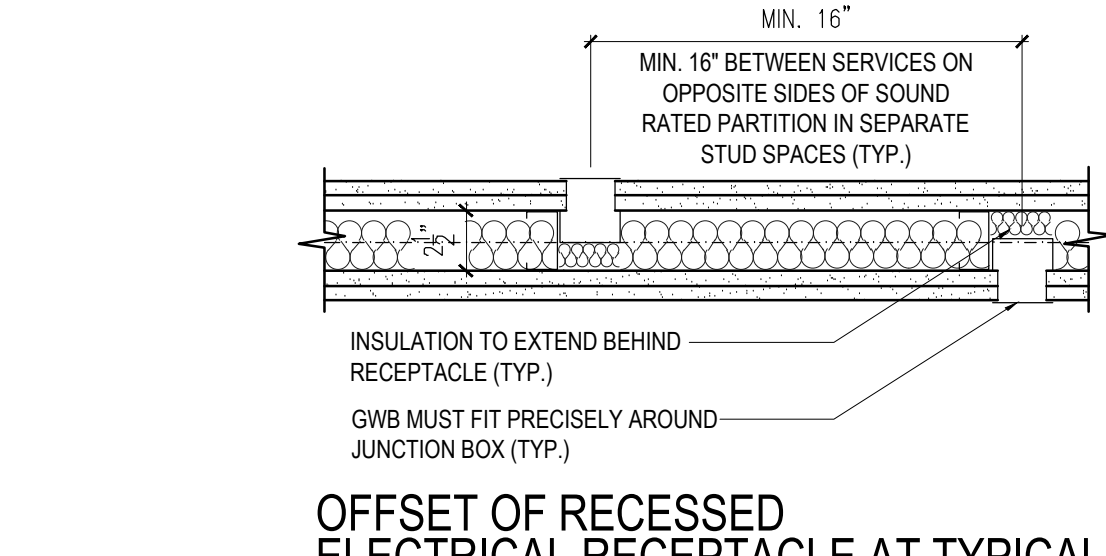
TYPICAL DETAL @ SPAYED GYPSUM BOARD ANGLES



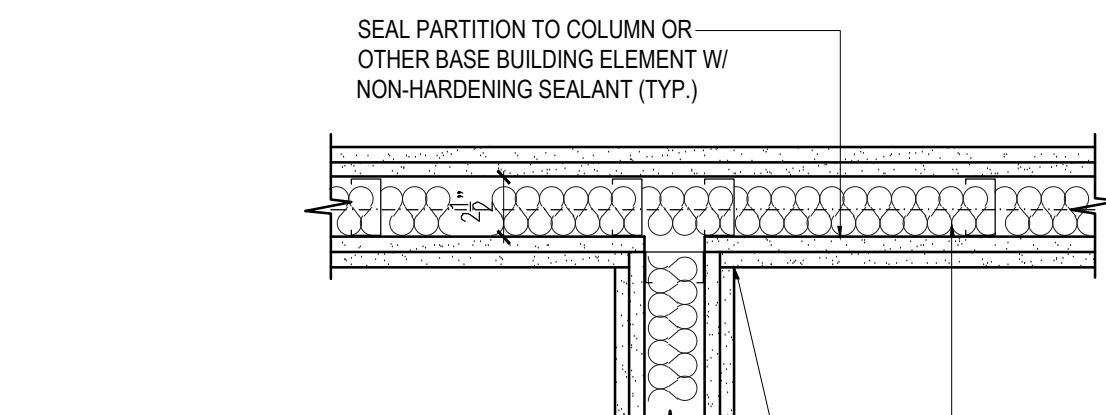
PIPE GUARDS AT WALLS AND COLUMNS



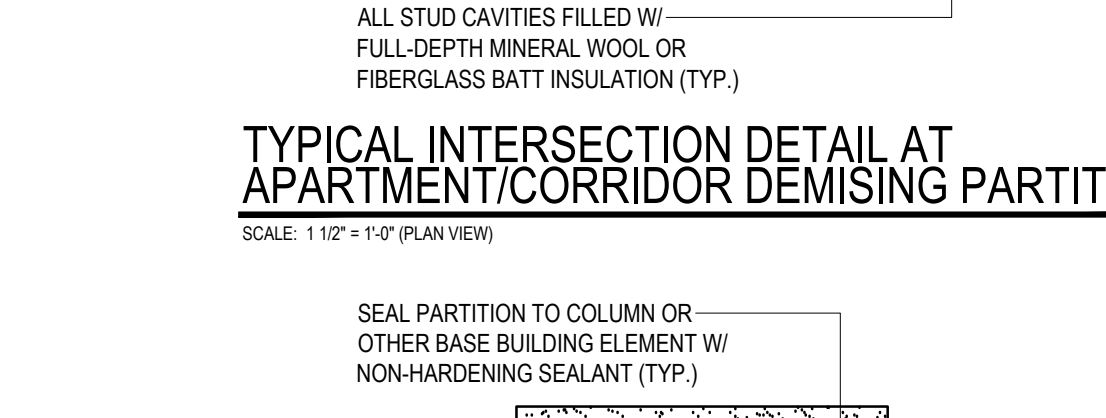
TYPICAL DEMISING SHEAR WALL DETAIL



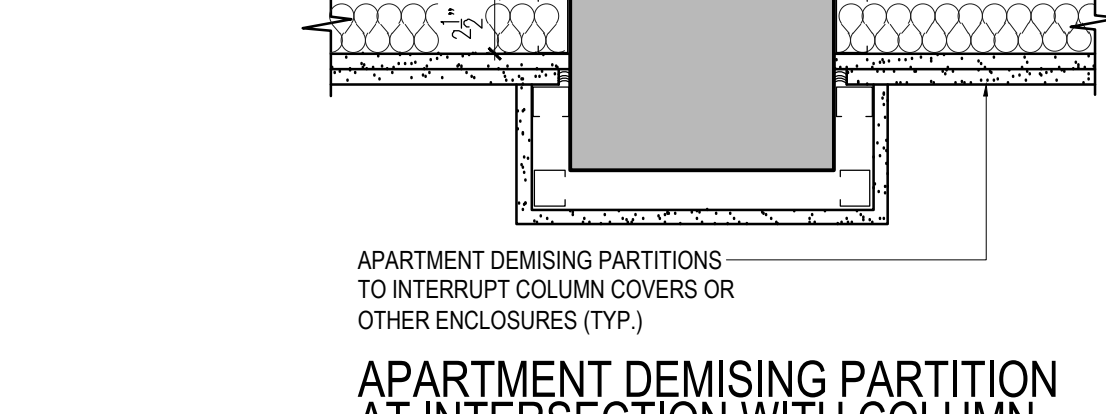
OFFSET OF RECESSED ELECTRICAL RECEPTACLE AT TYPICAL APARTMENT DEMISING PARTITIONS



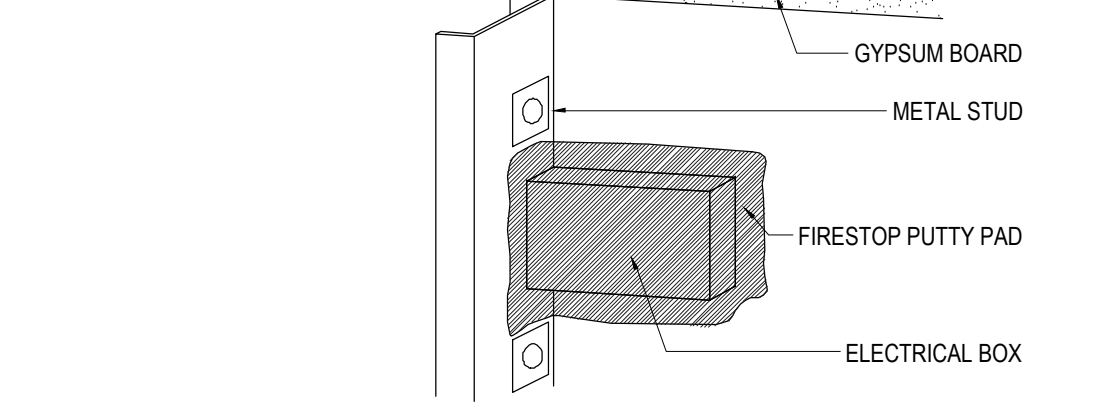
TYPICAL INTERSECTION DETAIL AT APARTMENT/CORRIDOR DEMISING PARTITION



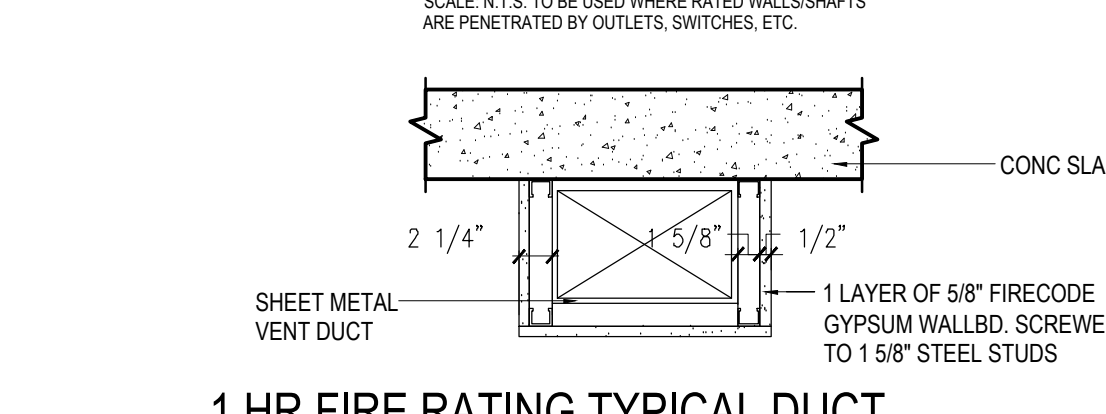
APARTMENT DEMISING PARTITION AT INTERSECTION WITH COLUMN



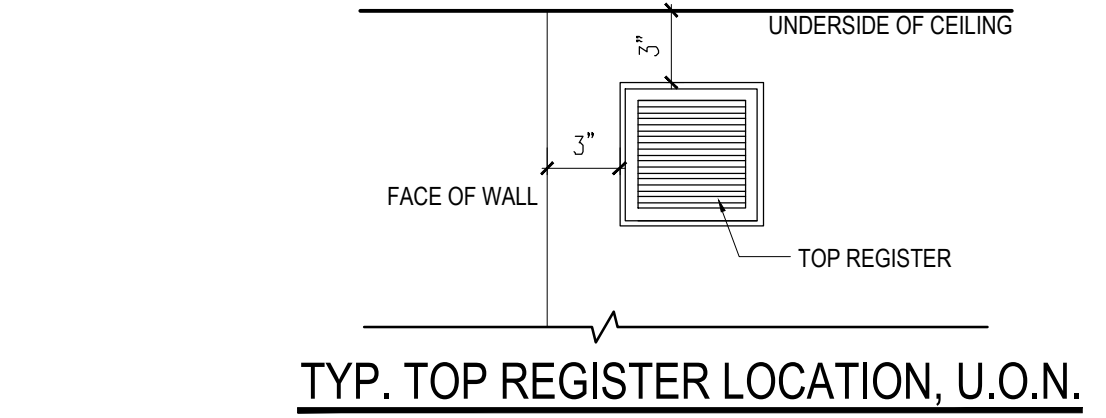
FIRESTOP PUTTY PAD ASTM E 84, MEA-102-99M



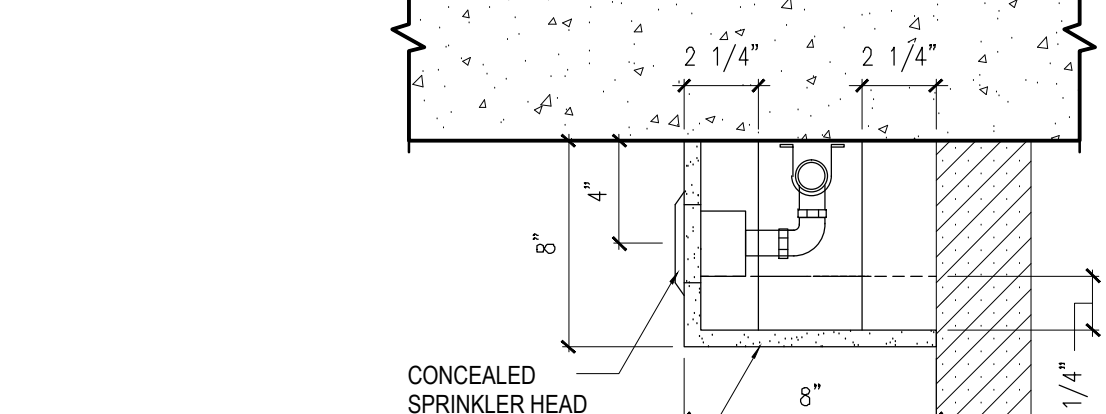
1 HR FIRE RATING TYPICAL DUCT FIREPROOFING-DETAIL @ HORIZONTAL OFFSETS



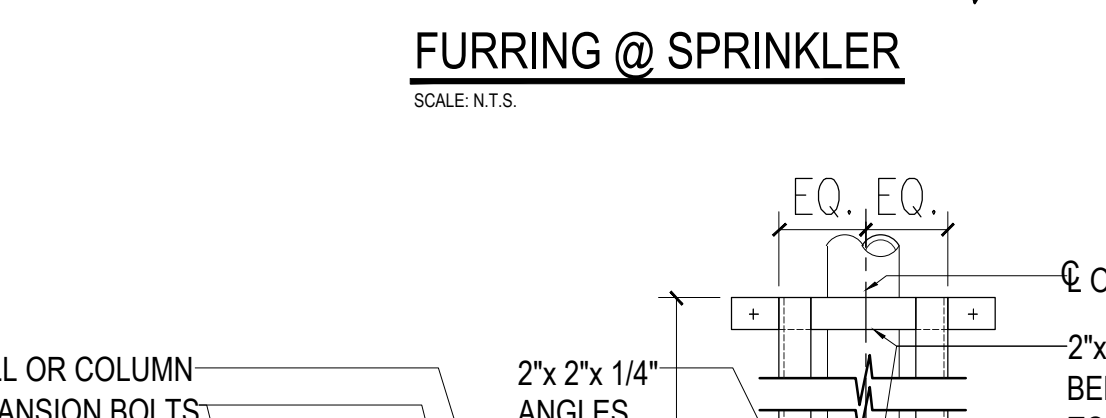
TYP. TOP REGISTER LOCATION, U.O.N.



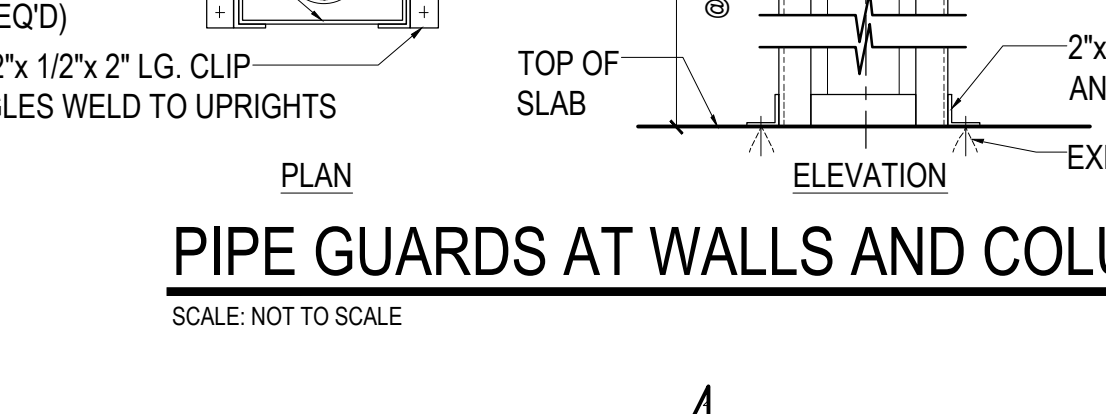
FURRING @ SPRINKLER



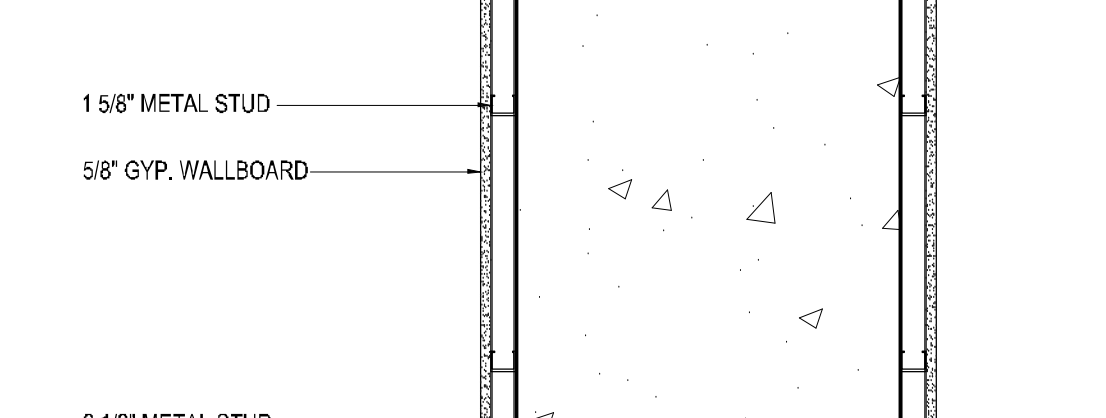
TYPICAL DETAL @ SPAYED GYPSUM BOARD ANGLES



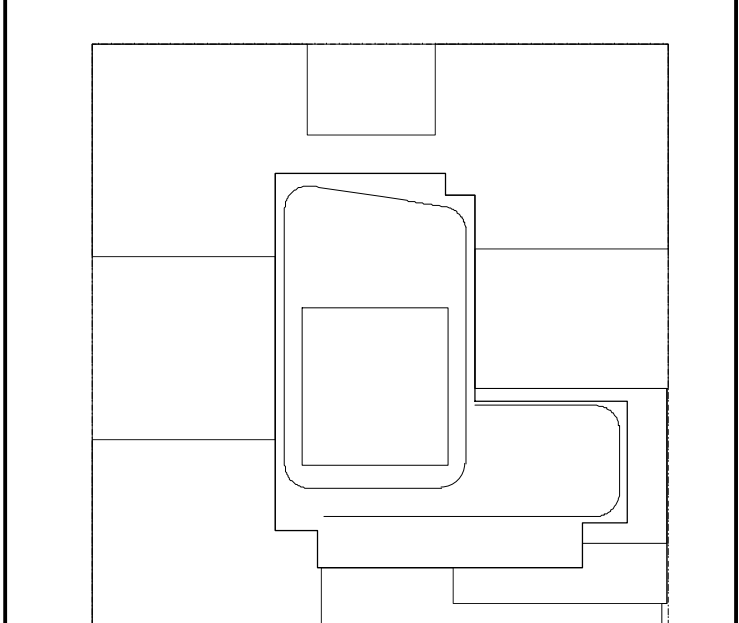
PIPE GUARDS AT WALLS AND COLUMNS



TYPICAL DETAL @ SPAYED GYPSUM BOARD ANGLES

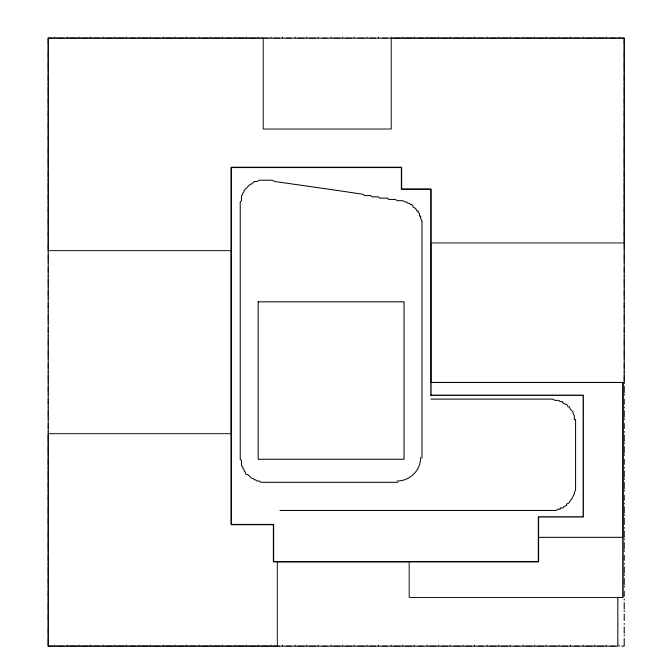


TYPICAL DEMISING SHEAR WALL DETAIL



NOTES:

Number:	Date:	Revision:
10/06/2017	05/05/2018	FOR DOB
09/10/2017	09/10/2017	FOR DOB #3
08/02/2017	08/02/2017	FOR DOB
07/20/2017	07/20/2017	FOR DOB
06/01/2017	06/01/2017	FOR DOB
05/03/2017	05/03/2017	FOR DOB
04/01/2017	04/01/2017	FOR DOB
03/02/2017	03/02/2017	FOR DOB
02/01/2017	02/01/2017	FOR DOB
01/01/2017	01/01/2017	FOR DOB
12/01/2016	12/01/2016	FOR DOB
11/01/2016	11/01/2016	FOR DOB
10/01/2016	10/01/2016	FOR DOB
09/01/2016	09/01/2016	FOR DOB
08/01/2016	08/01/2016	FOR DOB
07/01/2016	07/01/2016	FOR DOB
06/01/2016	06/01/2016	FOR DOB
05/01/2016	05/01/2016	FOR DOB
04/01/2016	04/01/2016	FOR DOB
03/01/2016	03/01/2016	FOR DOB
02/01/2016	02/01/2016	FOR DOB
01/01/2016	01/01/2016	FOR DOB
12/01/2015	12/01/2015	FOR DOB
11/01/2015	11/01/2015	FOR DOB
10/01/2015	10/01/2015	FOR DOB
09/01/2015	09/01/2015	FOR DOB
08/01/2015	08/01/2015	FOR DOB
07/01/2015	07/01/2015	FOR DOB
06/01/2015	06/01/2015	FOR DOB
05/01/2015	05/01/2015	FOR DOB
04/01/2015	04/01/2015	FOR DOB
03/01/2015	03/01/2015	FOR DOB
02/01/2015	02/01/2015	FOR DOB
01/01/2015	01/01/2015	FOR DOB
12/01/2014	12/01/2014	FOR DOB
11/01/2014	11/01/2014	FOR DOB
10/01/2014	10/01/2014	FOR DOB
09/01/2014	09/01/2014	FOR DOB
08/01/2014	08/01/2014	FOR DOB
07/01/2014	07/01/2014	FOR DOB
06/01/2014	06/01/2014	FOR DOB
05/01/2014	05/01/2014	FOR DOB
04/01/2014	04/01/2014	FOR DOB
03/01/2014	03/01/2014	FOR DOB
02/01/2014	02/01/2014	FOR DOB
01/01/2014	01/01/2014	FOR DOB
12/01/2013	12/01/2013	FOR DOB
11/01/2013	11/01/2013	FOR DOB
10/01/2013	10/01/2013	FOR DOB
09/01/2013	09/01/2013	FOR DOB
08/01/2013	08/01/2013	FOR DOB
07/01/2013	07/01/2013	FOR DOB
06/01/2013	06/01/2013	FOR DOB
05/01/2013	05/01/2013	FOR DOB
04/01/2013	04/01/2013	FOR DOB
03/01/2013	03/01/2013	FOR DOB
02/01/2013	02/01/2013	FOR DOB
01/01/2013	01/01/2013	FOR DOB
12/01/2012	12/01/2012	FOR DOB
11/01/2012	11/01/2012	FOR DOB
10/01/2012	10/01/2012	FOR DOB
09/01/2012	09/01/2012	FOR DOB
08/01/2012	08/01/2012	FOR DOB
07/01/2012	07/01/2012	FOR DOB
06/01/2012	06/01/2012	FOR DOB
05/01/2012	05/01/2012	FOR DOB
04/01/2012	04/01/2012	FOR DOB
03/01/2012	03/01/2012	FOR DOB
02/01/2012	02/01/2012	FOR DOB
01/01/2012	01/01/2012	FOR DOB
12/01/2011	12/01/2011	FOR DOB
11/01/2011	11/01/2011	FOR DOB
10/01/2011	10/01/2011	FOR DOB
09/01/2011	09/01/2011	FOR DOB
08/01/2011	08/01/2011	FOR DOB
07/01/2011	07/01/2011	FOR DOB
06/01/2011	06/01/2011	FOR DOB
05/01/2011	05/01/2011	FOR DOB
04/01/2011	04/01/2011	FOR DOB
03/01/2011	03/01/2011	FOR DOB
02/01/2011	02/01/2011	FOR DOB
01/01/2011	01/01/2011	FOR DOB
12/01/2010	12/01/2010	FOR DOB
11/01/2010	11/01/2010	FOR DOB
10/01/2010	10/01/2010	FOR DOB
09/01/2010	09/01/2010	FOR DOB
08/01/2010	08/01/2010	FOR DOB
07/01/2010	07/01/2010	FOR DOB
06/01/2010	06/01/2010	FOR DOB
05/01/2010	05/01/2010	FOR DOB
04/01/2010	04/01/2010	FOR DOB
03/01/2010	03/01/2010	FOR DOB
02/01/2010	02/01/2010	FOR DOB
01/01/2010	01/01/2010	FOR DOB
12/01/2009	12/01/2009	FOR DOB
11/01/2009	11/01/2009	FOR DOB
10/01/2009	10/01/2009	FOR DOB
09/01/2009	09/01/2009	FOR DOB
08/01/2009	08/01/2009	FOR DOB
07/01/2009	07/01/2009	FOR DOB
06/01/2009	06/01/2009	FOR DOB
05/01/2009	05/01/2009	FOR DOB
04/01/2009	04/01/2009	FOR DOB
03/01/2009	03/01/2009	FOR DOB
02/01/2009	02/01/2009	FOR DOB
01/01/2009	01/01/2009	FOR DOB
12/01/2008	12/01/2008	FOR DOB
11/01/2008	11/01/2008	FOR DOB
10/01/2008	10/01/2008	FOR DOB
09/01/2008	09/01/2008	FOR DOB
08/01/2008	08/01/2008	FOR DOB
07/01/2008	07/01/2008	FOR DOB
06/01/2008	06/01/2008	FOR DOB
05/01/2008	05/01/2008	FOR DOB
04/01/2008	04/01/2008	FOR DOB
03/01/2008	03/01/2008	FOR DOB
02/01/2008	02/01/2008	FOR DOB
01/01/2008	01/01/2008	FOR DOB
12/01/2007	12/01/2007	FOR DOB
11/01/2007	11/01/2007	FOR DOB
10/01/2007	10/01/2007	FOR DOB
09/01/2007	09/01/2007	FOR DOB
08/01/2007	08/01/2007	FOR DOB
07/01/2007	07/01/2007	FOR DOB
06/01/2007	06/01/2007	FOR DOB
05/01/2007	05/01/2007	FOR DOB
04/01/2007	04/01/2007	FOR DOB
03/01/2007	03/01/2007	FOR DOB
02/01/2007	02/01/2007	FOR DOB
01/01/2007	01/01/2007	FOR DOB
12/01/2006	12/01/2006	FOR DOB
11/01/2006	11/01/2006	FOR DOB
10/01/2006	10/01/2006	FOR DOB
09/01/2006	09/01/2006	FOR DOB
08/01/2006	08/01/2006	FOR DOB
07/01/2006	07/01/2006	FOR DOB
06/01/2006	06/01/2006	FOR DOB
05/01/2006	05/01/2006	FOR DOB
04/01/2006	04/01/2006	FOR DOB
03/01/2006	03/01/2006	FOR DOB
02/01/2006	02/01/2006	FOR DOB
01/01/2006	01/01/2006	FOR DOB
12/01/2005	12/01/2005	FOR DOB
11/01/2005	11/01/2005	FOR DOB
10/01/2005	10/01/2005	FOR DOB
09/01/2005	09/01/2005	FOR DOB
08/01/2005	08/01/2005	FOR DOB
07/01/2005	07/01/2005	FOR DOB
06/01/2005	06/01/2005	FOR DOB
05/01/2005	05/01/2005	FOR DOB
04/01/2005	04/01/2005	FOR DOB
03/01/2005	03/01/2005	FOR DOB
02/01/2005	02/01/2005	FOR DOB
01/01/2005	01/01/2005	FOR DOB
12/01/2004	12/01/2004	FOR DOB
11/01/2004	11/01/2004	FOR DOB
10/01/2004	10/01/2004	FOR DOB
09/01/2004	09/01/2004	FOR DOB
08/01/2004	08/01/2004	FOR DOB
07/01/2004	07/01/2004	FOR DOB
06/01/2004	06/01/2004	FOR DOB
05/01/2004	05/01/2004	FOR DOB
04/01/2004	04/01/2004	FOR DOB
03/01/2004	03/01/2004	FOR DOB
02/01/2004	02/01/2004	FOR DOB
01/01/2004	01/01/2004	FOR DOB
12/01/2003	12/01/2003	FOR DOB
11/01/2003	11/01/2003	FOR DOB
10/01/2003	10/01/2003	FOR DOB
09/01/2003	09/01/2003	FOR DOB
08/01/2003	08/01/2003	FOR DOB
07/01/2003	07/01/2003	FOR DOB
06/01/2003	06/01/2003	FOR DOB
05/01/2003	05/01/2003	FOR DOB
04/01/2003	04/01/2003	FOR DOB
03/01/2003	03/01/2003	FOR DOB
02/01/2003	02/01/2003	FOR DOB
01/01/2003	01/01/2003	FOR DOB
12/01/2002	12/01/2002	FOR DOB
11/01/2002	11/01/2002	FOR DOB



NOTES:

10/06/2017	ISSUED FOR DOB
09/19/2017	90% CD SET
08/02/2017	60% CD SET
03/09/2017	ISSUED FOR DOB
03/01/2017	ISSUED FOR DOB
02/14/2017	ISSUED FOR DOB
01/07/2017	SUPPLEMENT SET
01/05/2017	ISSUED FOR DOB
11/17/2016	FACE PLUMB SET
11/11/2016	100% LOT/BLK/LOT SET
10/27/2016	ISSUED FOR DOB
05/09/2016	ISSUED FOR DOB
04/06/2016	FOUNDER/BLK SET
02/05/2016	DOB PLUMB SET

Number: _____ Date: _____ Revision: _____

Project: **City View Tower at Court Square**
23-15 44th Drive
Long Island City, NY 11101

Client: **Cityview Tower LLC**
112-15 NORTHERN BLVD, CF-2
CORONA, NY 11368
(718) 321-8652

Architect: **HILL | WEST**
ARCHITECTS
11 BROADWAY
17TH FLOOR
NEW YORK, NY 10004
T. 212 213 8007

Consultant: **DESIMONE CONSULTING ENGINEERS**
140 Broadway 25th Floor
New York, NY 10005
(212) 532-2211

Cosentini Associates
Two Pennsylvania Plaza, 3rd FL.
New York, NY 10121
(212) 615-3600

Whitehall
11 Broadway, 17th Floor
New York, NY 10004
(212) 908-4940

DOB STAMPS & SIGNATURES:

DWG TITLE: SURVEY

SEAL & SIGNATURE	DATE: 10/06/2017
PROJECT #	15412
SCALE:	NTS
DWG NO.	A-011.00

1 OF 105

- REFERENCES:
- THE NEW YORK CITY DIGITAL TAX MAP OF THE BOROUGH OF QUEENS, QUEENS COUNTY, CITY AND STATE OF NEW YORK.
 - MAP ENTITLED "NATIONAL FLOOD INSURANCE PROGRAM, FIRM, FLOOD INSURANCE RATE MAP, CITY OF NEW YORK, NEW YORK, BROOK, RICHMOND, NEW YORK, QUEENS AND KINGS COUNTIES," PANEL 302 OF 457, MAP NUMBER 3004970202F, MAP REVISED: SEPTEMBER 5, 2007.
 - SEWER MAPPING PROVIDED BY THE NEW YORK CITY DEPARTMENT OF ENVIRONMENTAL PROTECTION BUREAU OF WATER AND SEWER OPERATIONS.
 - WATER MAPPING PROVIDED BY THE NEW YORK CITY DEPARTMENT OF ENVIRONMENTAL PROTECTION BUREAU OF WATER AND SEWER OPERATIONS.
 - FIRE MAPPING PROVIDED.
 - "MAP OF PROPERTY" PROVIDED BY HAYNES LAND SURVEYORS.
 - MAP ENTITLED "COURT SQUARE - 2 LONG ISLAND CITY, NEW YORK TISHMAN SPEYER PROPERTIES NEW YORK, NEW YORK," MAP FILE NUMBER 1004, MAP DATED 10-05-04.

- LEGEND
- EXISTING CONTOUR
 - EXISTING SPOT ELEVATION
 - EXIST. TOP OF CURB ELEVATION
 - EXIST. GUTTER ELEVATION
 - EXISTING PARAPET ELEVATION
 - APPROX. LOC. UNDERGROUND GAS LINE
 - APPROX. LOC. UNDERGROUND ELEC. LINE
 - APPROX. LOC. UNDERGROUND DRAINAGE LINE
 - APPROX. LOC. UNDERGROUND SAN. LINE
 - APPROX. LOC. UNDERGROUND TEL. LINE
 - APPROX. LOC. UNDERGROUND WATER LINE
 - DEPRESSED CURB
 - HYDRANT
 - WATER VALVE
 - GAS VALVE
 - GAS BOX
 - DRAINAGE/STORM MANHOLE
 - SANITARY/SEWER MANHOLE
 - UNKNOWN MANHOLE
 - UTILITY POLE
 - UTILITY POLE/LIGHT POLE
 - STREET LIGHT
 - TRAFFIC SIGNAL POLE
 - SIGN
 - BOLLARD
 - CATCH BASIN OR INLET
 - DEPRESSED CURB
 - TYPICAL
 - OFFSET OF STRUCTURE AT GROUND LEVEL RELATIVE TO PROPERTY LINE
 - AREA OF SUBWAY AND RECIPER STATION
 - REINFORCED CONCRETE PIPE

PREPARED BY:

CONTROL POINT ASSOCIATES INC. PC
14 PENN PLAZA, 225 WEST 34TH STREET
NEW YORK, NY 10012
646.780.0411 • 908.668.9995 FAX
WWW.CPASURVEY.COM

WARREN, NJ 908.668.0099
CHALFONTE, PA 215.712.2600
SOUTH BOROUGHL, MA 508.948.3000
MT. LAUREL, NJ 609.857.2099

NO.	DATE	BY	DESCRIPTION	APPROVED
2	4-14-2016	M.H.S.	REVISE PER CLIENT COMMENTS	G.J.S.
1	3-28-2016	M.H.S.	REVISE TO ADD ROOF FEATURES	G.J.S.

REVISIONS

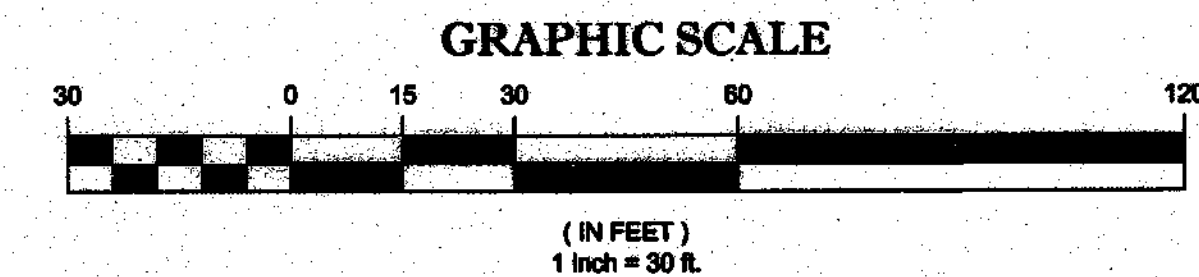
PROJECT NAME

COURT SQUARE-2
LOTS 5, 7, 8, 9, 10, 11, 13, 15, & 20, BLOCK 37
LONG ISLAND CITY, BOROUGH & COUNTY OF QUEENS,
CITY AND STATE OF NEW YORK

DRAWING TITLE

BOUNDARY & TOPOGRAPHIC SURVEY

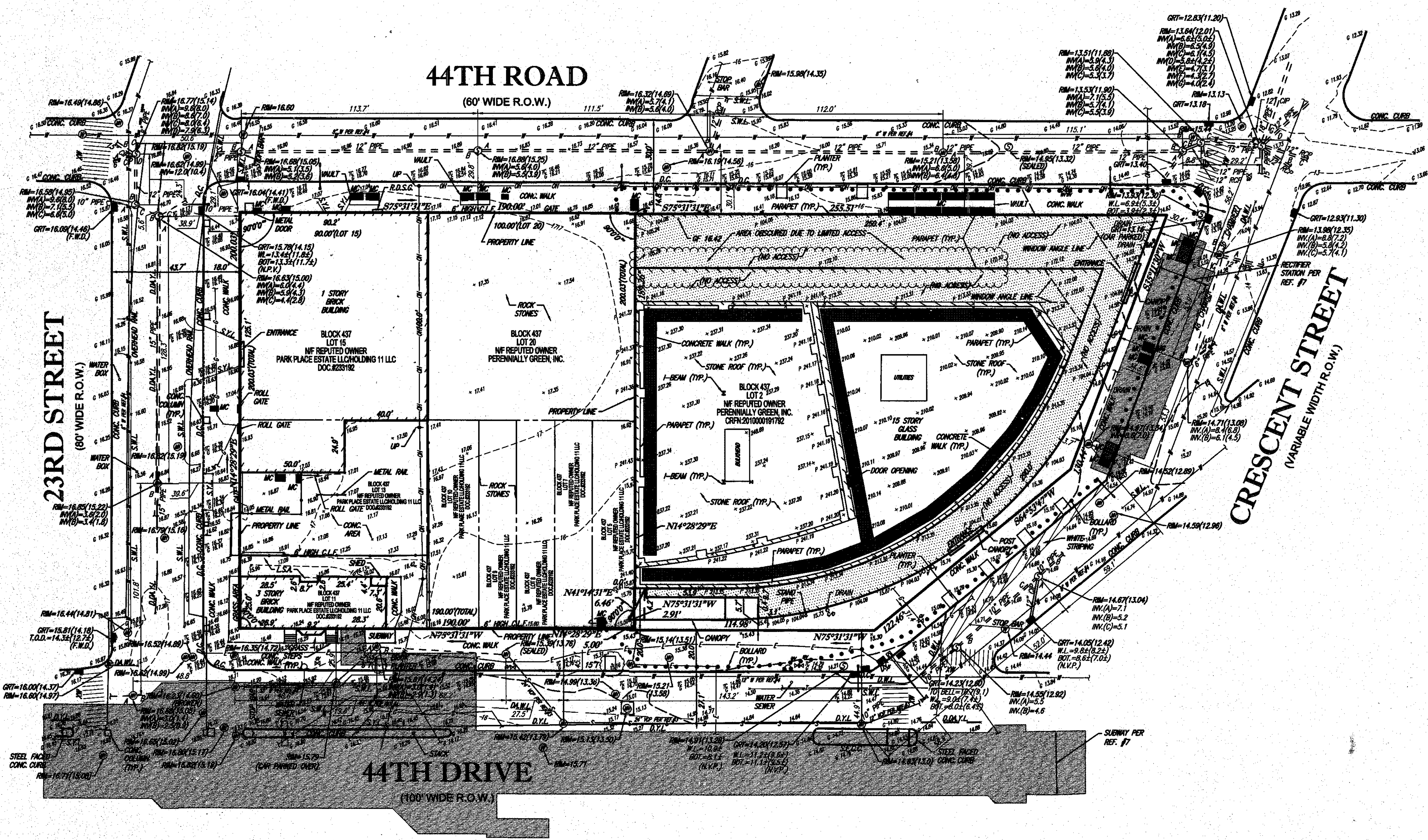
SEAL & SIGNATURE	FIELD DATE: 3-8-2016 15-02 15-46
	FIELD BKC: 42
	F. B. PAGE: 42
	DATE: 2-25-2016
	SCALE: 1"=30'
	PROJECT No: 01-16002-00
	DRAWING BY: M.H.S.
	CHK BY: G.J.S.
	APPROVED BY: J.C.W.
	DWG No: V-001.0
	CAD FILE No: 01-16002-00
	PAGE No: 1 OF 1



UNAUTHORIZED ALTERATION OR ADDITION TO A SURVEY MAP BEARING A LICENSED LAND SURVEYOR'S SEAL IS A VIOLATION OF SECTION 7209, SUB-DIVISION 2, OF THE NEW YORK STATE EDUCATION LAW.

ONLY COPIES FROM THE ORIGINAL OF THIS SURVEY MARKED WITH AN ORIGINAL OF THE LAND SURVEYOR'S EMBOSSED SEAL SHALL BE CONSIDERED TO BE VALID TRUE COPIES.

- NOTES:
- PROPERTY KNOWN AS LOTS 5, 7, 8, 9, 10, 11, 13, 15, & 20, BLOCK 37, AS SHOWN ON THE NEW YORK CITY DIGITAL TAX MAP OF THE BOROUGH OF QUEENS, QUEENS COUNTY, CITY AND STATE OF NEW YORK.
 - AREA LOT 5, BLOCK 437 = 57,897 S.F. OR 0.872 AC.
 - LOCATION OF UNDERGROUND UTILITIES ARE APPROXIMATE. LOCATIONS AND SIZES ARE BASED ON UTILITY MARK-OUTS, ABOVE GROUND STRUCTURES THAT WERE VISIBLE & ACCESSIBLE IN THE FIELD, AND THE MAPS AS LISTED IN THE REFERENCES AVAILABLE AT THE TIME OF THE SURVEY. AVAILABLE ASBUILT PLANS AND UTILITY MARK-OUT DOES NOT ENSURE MAPPING OF ALL UNDERGROUND UTILITIES AND STRUCTURES. BEFORE ANY EXCAVATION IS TO BEGIN, ALL UNDERGROUND UTILITIES SHOULD BE VERIFIED AS TO THEIR LOCATION, SIZE AND TYPE BY THE PROPER UTILITY COMPANIES. CONTROL POINT ASSOCIATES, INC. DOES NOT GUARANTEE THE UTILITIES SHOWN COMPRISE ALL SUCH UTILITIES IN THE AREA EITHER IN SERVICE OR ABANDONED.
 - THIS PLAN IS BASED ON INFORMATION PROVIDED BY A SURVEY PREPARED IN THE FIELD BY CONTROL POINT ASSOCIATES, INC. AND OTHER REFERENCE MATERIAL AS LISTED HEREON.
 - THIS SURVEY WAS PREPARED WITHOUT THE BENEFIT OF A TITLE REPORT AND IS SUBJECT TO THE RESTRICTIONS, COVENANTS AND/OR EASEMENTS THAT MAY BE CONTAINED THEREIN.
 - BY GRAPHIC PLOTTING ONLY PROPERTY IS LOCATED IN FLOOD HAZARD ZONE X (AREAS DETERMINED TO BE OUTSIDE THE 0.2% ANNUAL CHANCE FLOODPLAIN) PER REF. #2.
 - THE EXISTENCE OF UNDERGROUND STORAGE TANKS, IF ANY, WAS NOT KNOWN AT THE TIME OF THE FIELD SURVEY.
 - ELEVATIONS ARE BASED UPON NAVD 1988 PER GPS OBSERVATION USING KEYNET AND KEYSTONE VRS NETWORK.
 - TO CONVERT TO BOROUGH OF QUEENS HIGHWAY DATUM SUBTRACT 1.625 FEET FROM THE ELEVATIONS LISTED TO CONVERT TO NAVD 1988 ADD 1.1 FEET TO THE ELEVATIONS LISTED.
 - THERE WERE NO NATURAL STREAMS OR WATERCOURSES VISIBLE AT THE TIME OF THE FIELD SURVEY.
 - ENCROACHMENTS AND VAULTS, IF ANY, BELOW SURFACE NOT SHOWN HEREON.
 - THE OFFSETS SHOWN ARE NOT TO BE USED FOR THE CONSTRUCTION OF ANY STRUCTURE, FENCE, PERMANENT ADDITION, ETC.



VICINITY MAP
© 2017 DeLorme, Street Atlas USA

CONTROL POINT ASSOCIATES INC. PC - ALL RIGHTS RESERVED
NO PART OF THIS DOCUMENT MAY BE REPRODUCED OR TRANSMITTED IN ANY FORM OR BY ANY MEANS, ELECTRONIC OR MECHANICAL, INCLUDING PHOTOCOPYING, RECORDING, OR BY ANY INFORMATION STORAGE AND RETRIEVAL SYSTEM, WITHOUT PERMISSION IN WRITING FROM CONTROL POINT ASSOCIATES INC. PC.



NOTES:

NOT	FOR	CONSTRUCTION
-----	-----	--------------

10/06/2017	ISSUED FOR DOB
09/15/2017	90% CD SET, AUD # 3
06/02/2017	65% CD SET
03/04/2017	50% CD SET
03/03/2017	ISSUED FOR DOB
03/01/2017	ISSUED FOR DOB
02/14/2017	ISSUED FOR DOB
01/27/2017	SUPERSTRUCTURE SET
01/25/2017	ISSUED FOR DOB
11/17/2016	FACADE FRAMING SET
11/11/2016	100% CD FOUNDATION BID SET
10/12/2016	ISSUED FOR DOB
05/09/2016	ISSUED FOR DOB
04/08/2016	FOUNDATION BID SET
02/05/2016	DOB FILING SET

er:	Date:	Revision:
-----	-------	-----------

**City View Tower at
Court Square**
23-15 44th Drive
Long Island City, NY 11101

Client: **Cityview Tower LLC**
112-15 NORTHERN BLVD, CF-2
CORONA, NY 11368
(718) 321-8652

architect:

HILL | WEST
ARCHITECTS
11 BROADWAY
17TH FLOOR
NEW YORK, NY 10004
T. 212 213 8007

consultant:


**ESIMONE
CONSULTING ENGINEERS**
10 Broadway, 25th Floor
New York, NY, 10005
(2) 532-2211

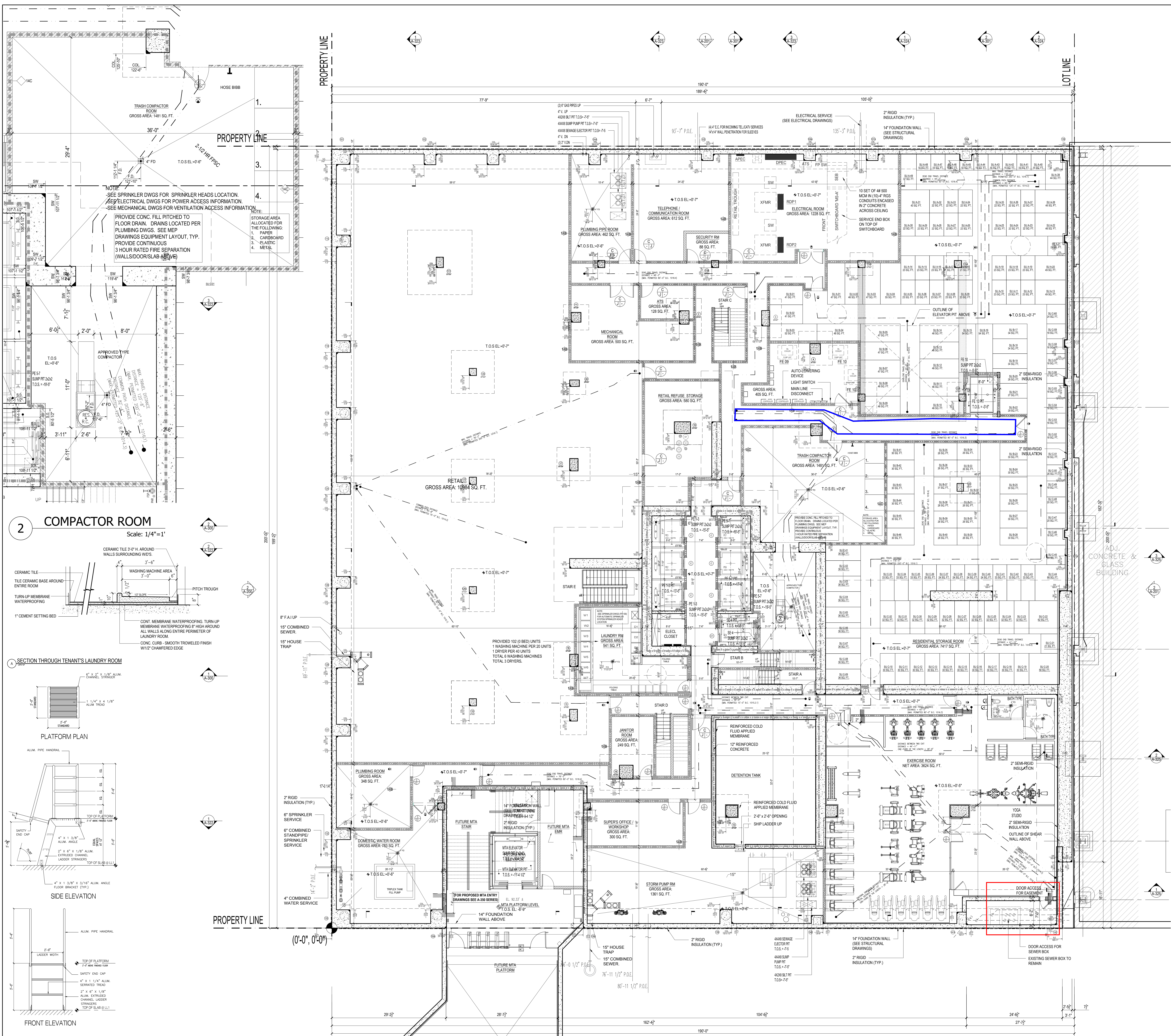
osmentini Associates
Pennsylvania Plaza, 3rd FL,
New York, NY 10121
(2) 615-3600

Whitehall
Broadway, 17th Floor
New York, NY 10004
(2) 908-4940

STAMPS & SIGNATURES:

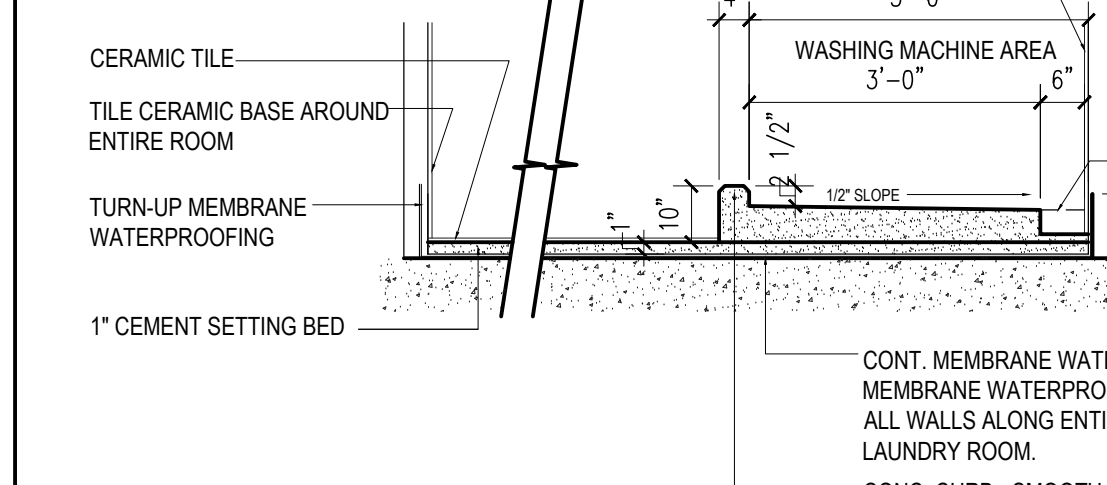
TITLE: SITE PLAN

	DATE:	10/06/2017
	PROJECT #:	15A12
	SCALE:	1/16" = 1'-0"
	<div style="font-size: 2em; font-weight: bold;">A-012.00</div>	
DWG NO.		

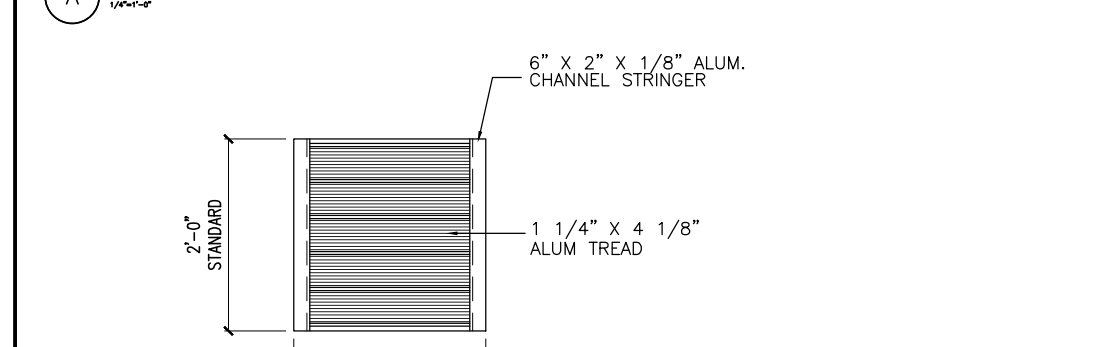


2 COMPACTOR ROOM

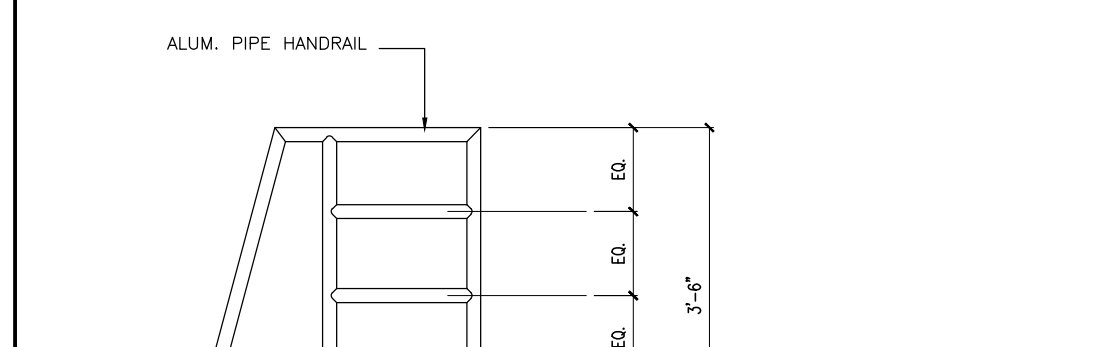
Scale: 1/4"=1'



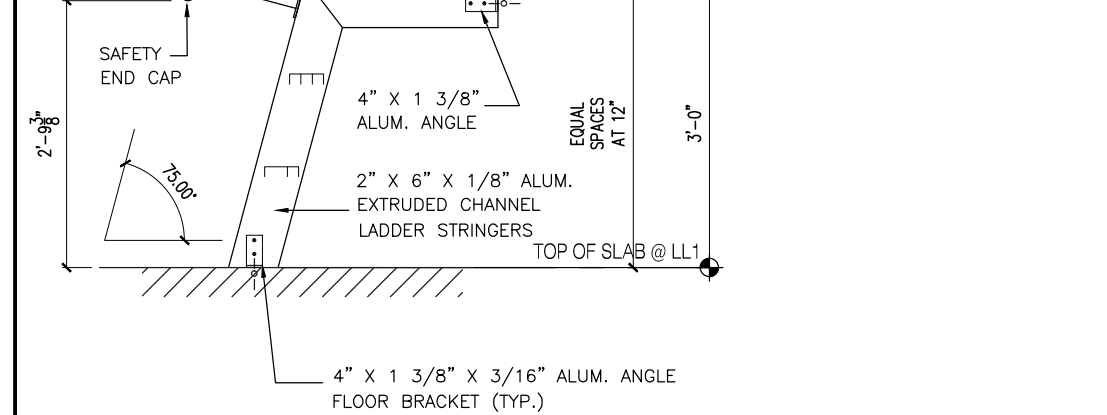
A SECTION THROUGH TENANT'S LAUNDRY ROOM



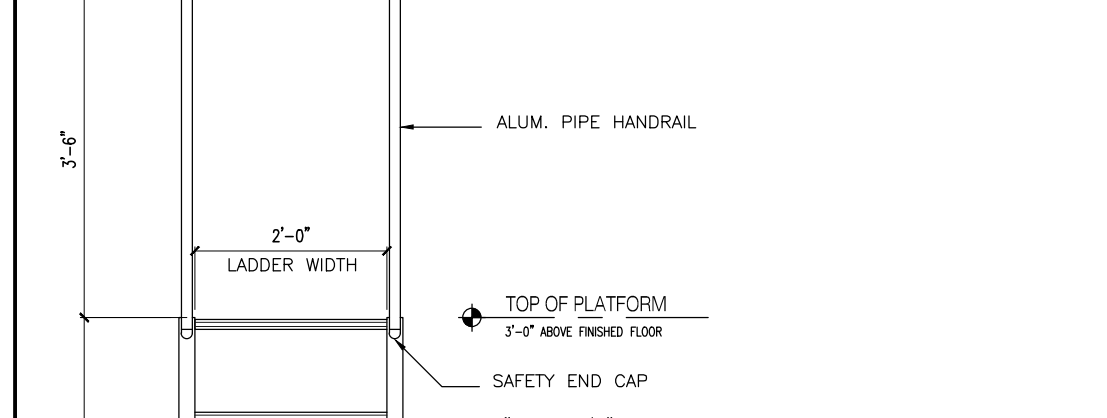
PLATFORM PLAN



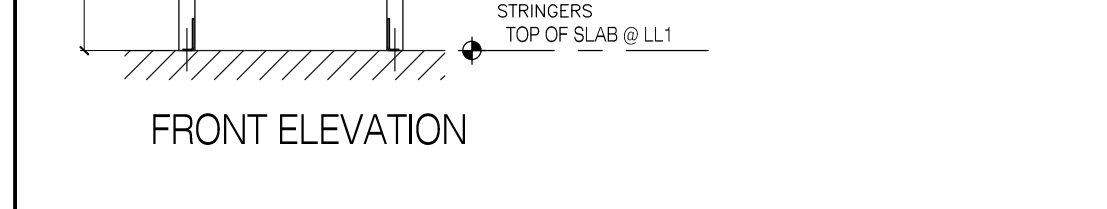
SIDE ELEVATION



FRONT ELEVATION



B 2' X 2' PLATFORM AND SHIPS LADDER

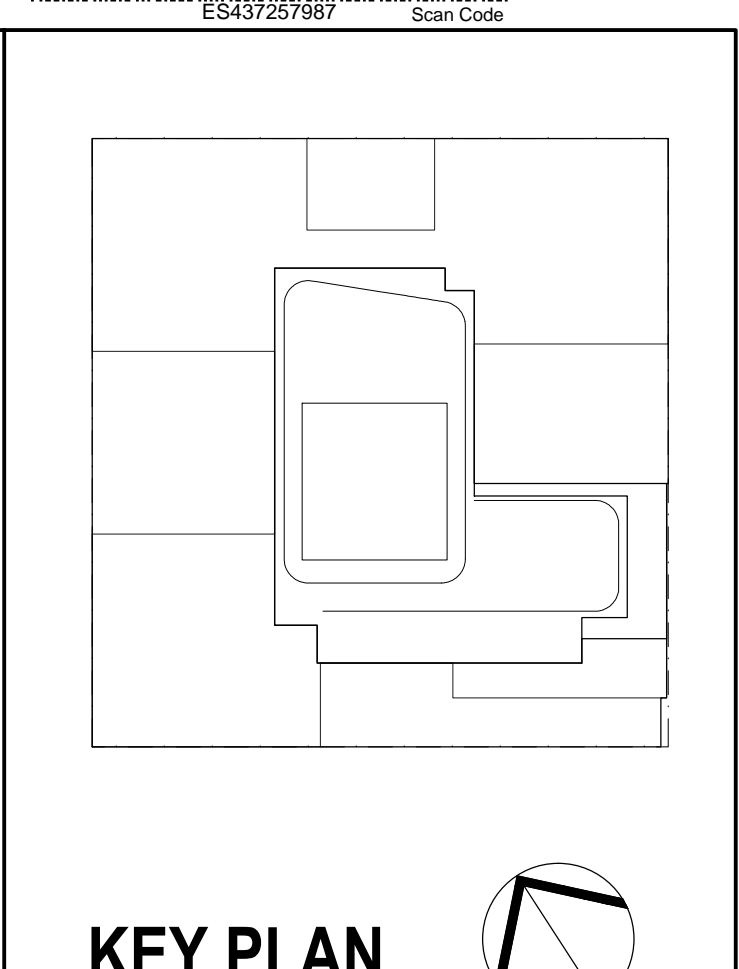


(SECTION BC1005.1)			
EXIT TYPE	WIDTH	EGRESS WIDTH PER PERSON	EXIT OCCUPANCY
STAR A DOOR	36.0 IN.	0.2	180
STAR B DOOR	36.0 IN.	0.2	180
STAR C DOOR	36.0 IN.	0.2	180
STAR D DOOR	36.0 IN.	0.2	180
TOTAL EXIT DOOR CAPACITY			720
STAR A	45.0 IN.	0.3	150
STAR B	45.0 IN.	0.3	150
STAR C	45.0 IN.	0.3	150
STAR D	45.0 IN.	0.3	150
TOTAL EXIT STAR CAPACITY			600

CELLAR FLOOR OCCUPANT LOAD CALCULATIONS - RESIDENTIAL			
ROOM	OCCUPANCY CLASS	GROSS AREA (SQ. FT.)	OCCUPANT LOAD (TABLE 1004.1)
COMPACTOR ROOM	F-2	1481	300 SF
ELECTRICAL ROOM	F-2	1228	300 SF
TELEPHONE ROOM	F-2	612	300 SF
SECURITY ROOM	F-2	88	300 SF
MECHANICAL ROOM	F-2	580	300 SF
PLUMBING PIPE ROOM	F-2	128	300 SF
ATIS	F-2	249	50 SF
JANITOR ROOM	F-2	541	50 SF
DOMESTIC WATER ROOM	F-2	783	300 SF
STORM DETENTION TANK	F-2	1361	300 SF
SUPERS OFFICE/WORKSHOP ROOM	F-2	292	300 SF
RESIDENTIAL STORAGE ROOM	S-2	7469	300 SF
EXERCISE ROOM	R-2 ACC	3637	50 SF
FEEL FIRE DRILL	F-2	405	300 SF
PUMP/CONTROL ROOM	F-2	348	300 SF
PLUMBING ROOM	F-2	348	300 SF
TOTAL OCCUPANT LOAD			145

RETAIL			
ROOM	OCCUPANCY CLASS	GROSS AREA (SQ. FT.)	OCCUPANT LOAD (TABLE 1004.1)
RETAIL DOOR C	F-2	420 IN.	0.2
RETAIL DOOR E	F-2	420 IN.	0.2
TOTAL RETAIL EXIT DOOR CAPACITY			420

RETAIL			
ROOM	OCCUPANCY CLASS	GROSS AREA (SQ. FT.)	OCCUPANT LOAD (TABLE 1004.1)
RETAIL	M	10984	60 SF
RETAIL REFUSE STORAGE	F-2	580	300 SF



NOTES:

LEGEND:

- 2 HR. RATED FIRE SEPARATION
- 3 HR. RATED FIRE SEPARATION

Number	Date	Revision
10/06/2017	ISSUED FOR DOB	
09/15/2017	99% CD SET AND #3	
06/02/2017	65% CD SET	
03/04/2017	50% CD SET	
03/03/2017	ISSUED FOR DOB	
03/01/2017	ISSUED FOR DOB	
02/14/2017	ISSUED FOR DOB	
01/07/2017	SUPERSTRUCTURE SET	
01/05/2017	ISSUED FOR DOB	
11/17/2016	FACE PLUMB SET	
11/01/2016	100% FOUNDATION SET	
10/12/2016	ISSUED FOR DOB	
09/09/2016	ISSUED FOR DOB	
09/09/2016	FOUNDATION SET	
02/05/2016	DOB FILING SET	

NOT FOR CONSTRUCTION

Project: **City View Tower at Court Square**
23-15 44th Drive
Long Island City, NY 11101

Client: **Cityview Tower LLC**
112-15 NORTHERN BLVD, CF-2
CORONA, NY 11368
(718) 321-8652

Architect: **HILL | WEST ARCHITECTS**
11 BROADWAY
17TH FLOOR
NEW YORK, NY 10004
T. 212.213.8007

Consultant: **DESIMONE CONSULTING ENGINEERS**
140 Broadway 25th Floor
New York, NY 10005
(212) 532-2211
Cosentini Associates
Two Pennsylvania Plaza, 3rd FL.
New York, NY 10121
(212) 615-3600
Whitehall
11 Broadway, 17th Floor
New York, NY 10004
(212) 908-4940

DOB STAMPS & SIGNATURES:

DWG TITLE: **CELLAR FLOOR PLAN**

SCALE: 1/8"=1'-0"

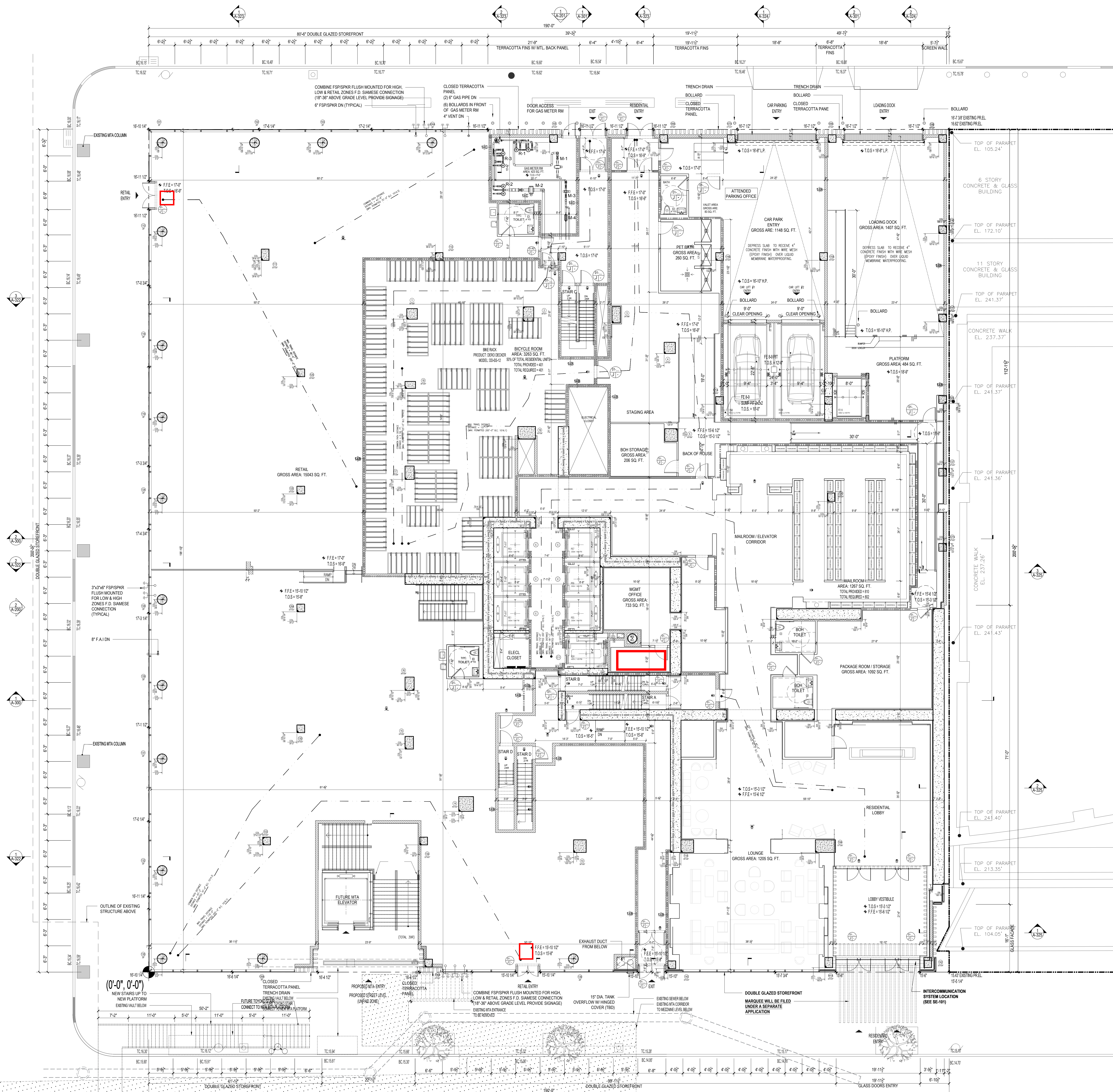
DATE: 10/06/2017

PROJECT # 15412

SCALE: 1/8"=1'-0"

DWG NO. **A-100.00**

020 OF 105



1 GROUND FLOOR PLAN
Scale: 1/8"=1'

SECTION BC1005.1			
EXIT QUANTITY AND CAPACITY PROVIDED - RESIDENTIAL			
EXIT TYPE	WIDTH	EGRESS WIDTH PER PERSON	EXIT OCCUPANCY
RESIDENTIAL LOBBY SOUTH	162.0 IN.	0.2	810
EXIT SOUTH	72.0 IN.	0.2	360
RESIDENTIAL ENTRY NORTH	72.0 IN.	0.2	360
EXIT NORTH	36.0 IN.	0.2	180
TOTAL EXIT DOOR CAPACITY			1710
STAIR A	45.0 IN.	0.3	150
STAIR B	45.0 IN.	0.3	150
STAIR C	45.0 IN.	0.3	150
STAIR D	45.0 IN.	0.3	150
TOTAL EXIT STAIR CAPACITY			600

1ST FLOOR OCCUPANT LOAD CALCULATIONS - RESIDENTIAL				
ROOM	OCCUPANCY CLASS	GROSS AREA	GROSS AREA PER OCCUPANT (TABLE 1004.1)	OCCUPANT LOAD
LOUNGE	R-2	1150	50 SF	23
MAIL ROOM	S-2	1349		27
LOADING DOCK		1407		2
PLATFORM		472		2
CAR PARK		1117	200 SF	6
VALET OFFICE	F-2	82		1
MGMT OFFICE	B	632	100 SF	7
BICYCLE ROOM	R-2 ACC	3263	100 SF	33
BOH STORAGE	R-2 ACC	160		1
TOTAL OCCUPANT LOAD				102

RETAIL			
RETAIL DOOR: R1-01	72.0 IN.	0.2	360
RETAIL DOOR: R1-02	72.0 IN.	0.2	360
RETAIL DOOR: R1-03	36.0 IN.	0.2	180
RETAIL DOOR: R1-04	36.0 IN.	0.2	180
TOTAL RETAIL EXIT DOOR CAPACITY			1080

RETAIL				
RETAIL	M	15074	30 SF	503

CELLAR OCCUPANT LOAD CALCULATIONS - RESIDENTIAL + RETAIL			
ROOM	OCCUPANCY CLASS	GROSS AREA (TABLE 1004.1)	OCCUPANT PER OCCUPANT LOAD (TABLE 1004.1)
CELLAR		111	122
TOTAL FROM CELLAR			122
TOTAL OCCUPANT LOAD			330

TYPICAL FLOOR OCCUPANT LOAD CALCULATIONS - RESIDENTIAL			
ROOM	OCCUPANCY CLASS	GROSS AREA (TABLE 1004.1)	OCCUPANT PER OCCUPANT LOAD (TABLE 1004.1)
TYPICAL FLOOR		-	50
TOTAL OCCUPANT LOAD			50
TOTAL OCCUPANT LOAD AT 1ST FLOOR (RES + RETAIL)			665

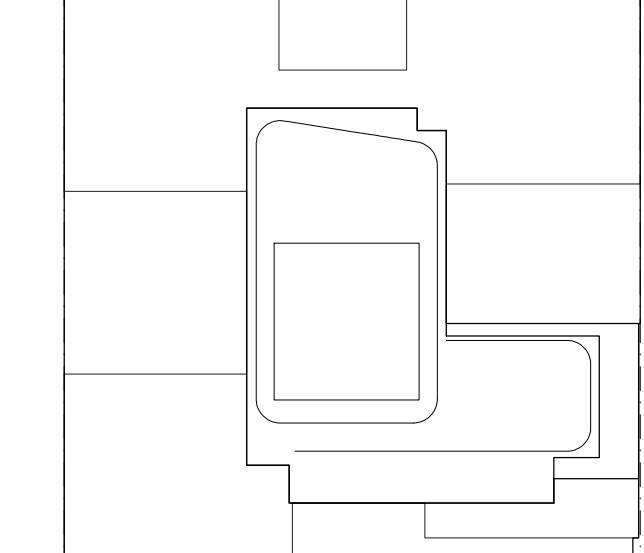
NOTE: TABLE 403.1 OF THE N.Y.C. P.C. WAS USED.
RETAIL PLUMBING REQUIREMENTS:
RETAIL SPACE = 15074
30 S.F./PERSON = 503 PEOPLE TOTAL
WATER CLOSET:
1-500 PEOPLE = 1 W.C. (AGGREGATE)
PROVIDED 1 W.C.
LAVATOIRES:
1-750 PEOPLE = 1 LAV. (AGGREGATE)
PROVIDED 2 LAV.
(1) SERVICE SINK/FACILITY
(1) DRINKING FOUNTAIN/1000 PEOPLE

Dero Decker

Height Requirements 100'

Dero Decker

Subtask Configurations



KEY PLAN

NOTES:

LEGEND:
2 HR. RATED FIRE SEPARATION
3 HR. RATED FIRE SEPARATION

NOT FOR CONSTRUCTION

10/06/2017	ISSUED FOR DOB
09/15/2017	99% CD SET AND #3
06/02/2017	65% CD SET
03/04/2017	50% CD SET
03/03/2017	ISSUED FOR DOB
03/01/2017	ISSUED FOR DOB
02/14/2017	ISSUED FOR DOB
01/07/2017	SUPPLEMENTAL SET
01/05/2017	ISSUED FOR DOB
11/17/2016	FAADE PAVING SET
11/11/2016	100% INFORMATION HD SET
10/12/2016	ISSUED FOR DOB
09/09/2016	ISSUED FOR DOB
04/05/2016	FOUNDATION SET
02/05/2016	DOB FILING SET

Number: Date: Revision:

Project:
City View Tower at Court Square
23-15 44th Drive
Long Island City, NY 11101

Client:
Cityview Tower LLC
112-15 NORTHERN BLVD, CF-2
CORONA, NY 11368
(718) 321-8652

Architect:
HILL | WEST
ARCHITECTS
11 BROADWAY
17TH FLOOR
NEW YORK, NY 10004
T. 212 213 8007

Consultant:
DESIMONE CONSULTING ENGINEERS
140 Broadway 25th Floor
New York, NY, 10005
(212) 532-2211
Cosentini Associates
Two Pennsylvania Plaza, 3rd FL.
New York, NY 10121
(212) 615-3600
Whitehall
11 Broadway, 17th Floor
New York, NY 10004
(212) 908-4940

DOB STAMPS & SIGNATURES:

DWG TITLE:

GROUND FLOOR PLAN

SEAL & SIGNATURE:

DATE:

10/06/2017

PROJECT #:

15412

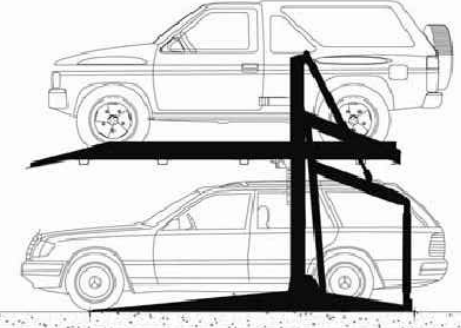
SCALE:

1/8"=1'-0"

DWG NO:

A-101.00

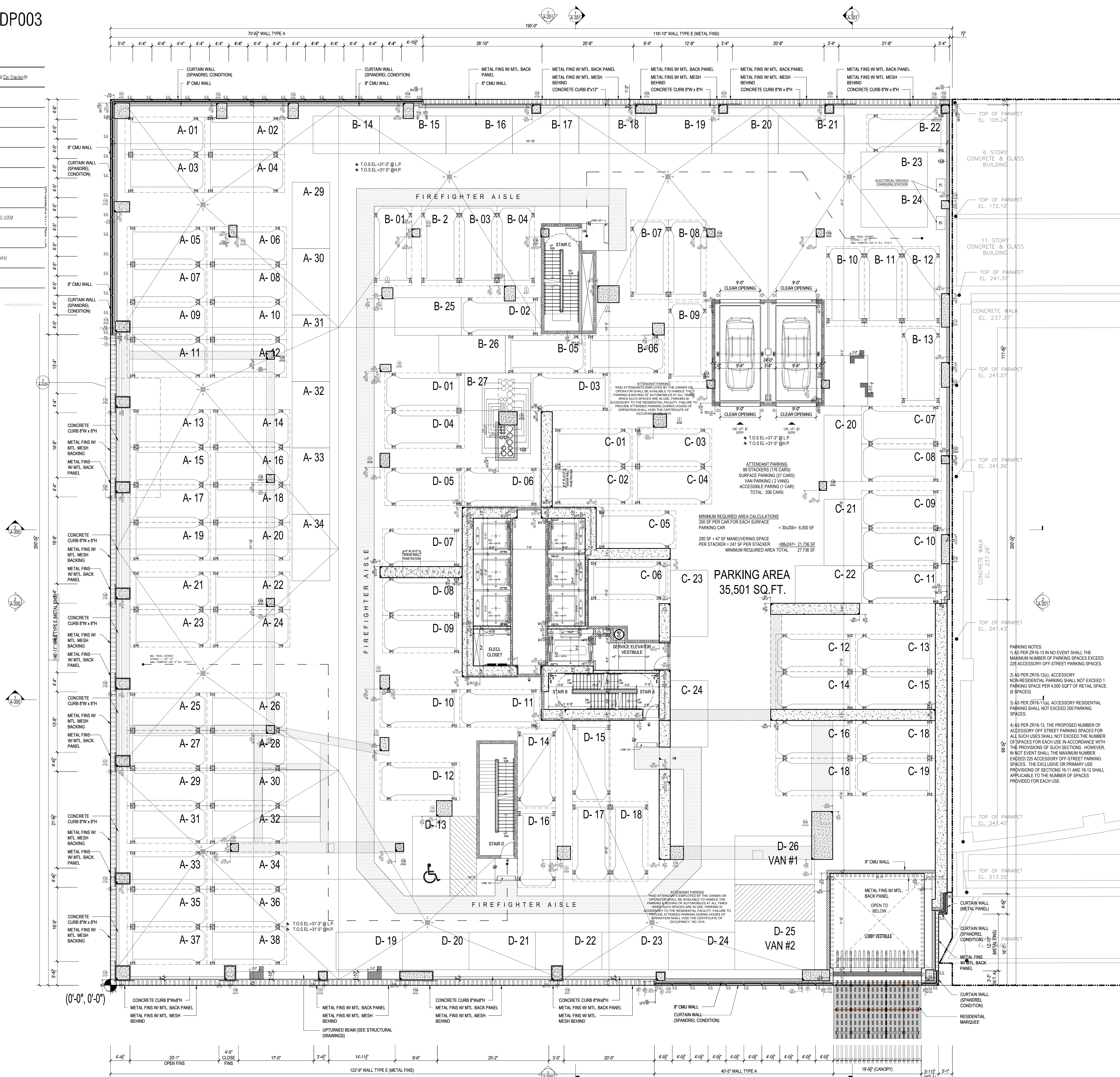
021 OF 105



MODEL DP003

DESCRIPTION	2 Post Double Parking Hydraulic SUV Car Stackers®
LENGTH, ft-in (m)	13'-0" (4.1)
WIDTH, ft-in (m)	7'-11" to 8'-3" (2.4 to 2.5)
CLEARANCE REQUIREMENT (Height), ft-in (m)	10'-0" to 14'-0" (3.0 to 4.26)
OVERALL HEIGHT OF EQUIPMENT	9'-10"
LIFTING CAPACITY PER PLATFORM, lbs (kg)	6000 (2722)
WEIGHT OF UNIT, lbs (kg)	2980 (1352)
ELECTRICAL REQUIREMENTS	3-phase 208-220V/Single phase 110-220V
OPERATION	Hydraulic with manual override
ADDITIONAL REQUIREMENTS	Power Pack Unit (for up to 30 stackers)
APPROVALS	MEA certified for City of New York

Phatic Plaza, Inc. TECHNICAL SPECIFICATION DOUBLE PARKING SYSTEM DP003



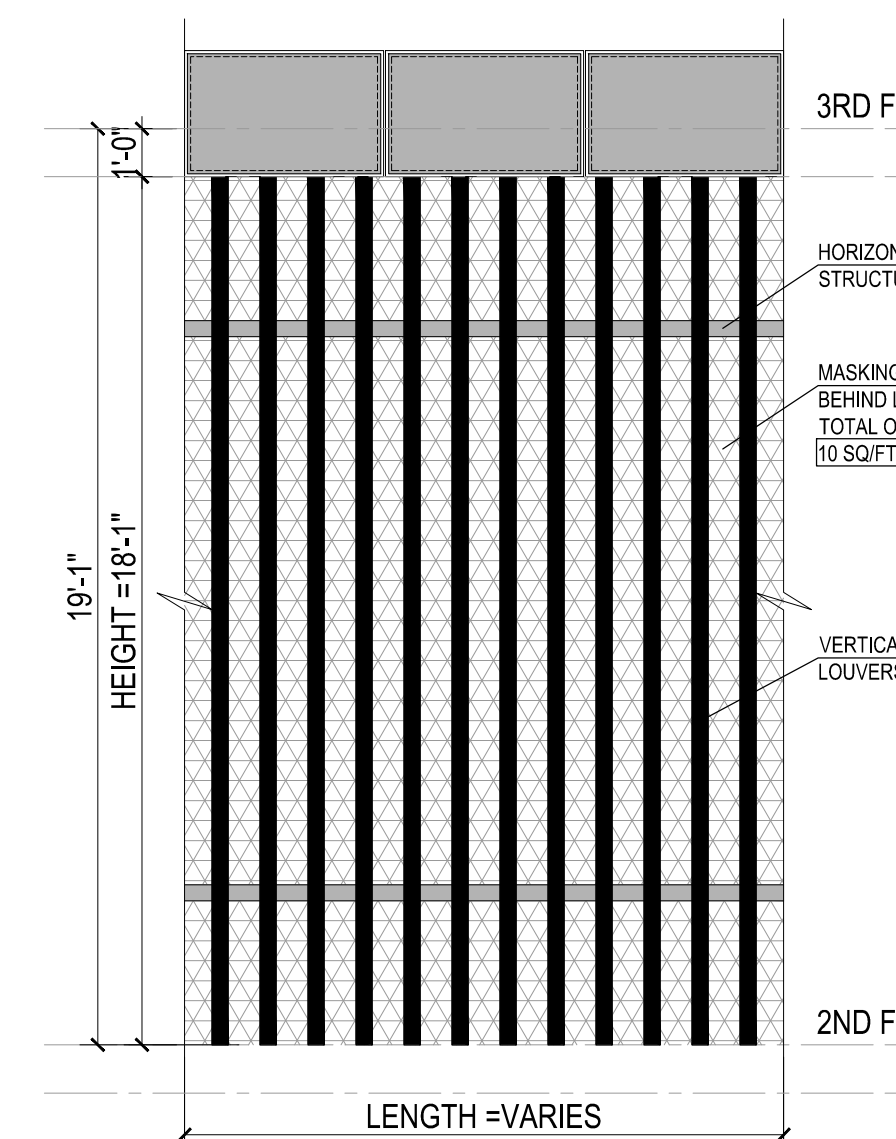
2ND FLOOR PLAN
Scale: 1/8"=1'

EXIT QUANTITY AND CAPACITY PROVIDED			
EXIT TYPE	WIDTH	EGRESS WIDTH PER PERSON	EXIT OCCUPANCY
STAIR A DOOR	36.0 IN.	0.2	180
STAIR C DOOR	36.0 IN.	0.2	180
STAIR D DOOR	36.0 IN.	0.2	180
TOTAL EXIT DOOR CAPACITY			540
STAIR A	45.0 IN.	0.3	150
STAIR C	45.0 IN.	0.3	150
STAIR D	45.0 IN.	0.3	150
TOTAL EXIT STAIR CAPACITY			450

2ND FLOOR OCCUPANT LOAD CALCULATIONS			
ROOM	OCCUPANCY	GROSS AREA PER OCCUPANT (TABLE 1004.1)	OCCUPANT LOAD
ACCESSORY PARKING	S-2	37.312	6
TOTAL OCCUPANT LOAD			6

*STATED OCCUPANT (FULLY ATTENDED PARKING)

TOTAL OCCUPANT LOAD AT 2ND FLOOR		
STAIR A & B	T.O.S.	
2ND FLOOR	31'-9"	
STAIR C	T.O.S.	
2ND FLOOR	31'-9"	
STAIR D	T.O.S.	
2ND FLOOR	31'-9"	



ELEVATION
Scale: 1/4"=1'

TABLE 1.1
GARAGE EXTERIOR WALL CALCULATION

NOTE: PER CODE NYC BC-406.3.3.1, THE AREA OF GARAGE OPENINGS MUST BE AT LEAST 20% OF THE TOTAL AREA OF EACH TIER LEVEL, AND THE AGGREGATE LENGTH AT LEAST 40% OF THE PERIMETER OF THE TIER.

SOUTH ELEVATION

- ELEVATION AREA = Length x Height
= 186'-11" x 18'-11" = 3380 sq/ft
- GARAGE OPENINGS = Openings Area x No of Vertical Openings
= 10 sq/ft x 100
= 1000 sq/ft
- MIN. REQUIRED OPENINGS = 3380 sq/ft x 20% = 676 sq/ft
- PROVIDED OPENINGS = 1000 sq/ft - COMPLIES

WEST ELEVATION

- ELEVATION AREA = Length x Height
= 200'-0" x 18'-11" = 3617 sq/ft
- GARAGE OPENINGS = Openings Area x No of Vertical Openings
= 10 sq/ft x 121
= 1210 sq/ft
- MIN. REQUIRED OPENINGS = 3617 sq/ft x 20% = 723 sq/ft
- PROVIDED OPENINGS = 1210 sq/ft - COMPLIES

NORTH ELEVATION

- ELEVATION AREA = Length x Height
= 189'-5" x 18'-11" = 3424 sq/ft
- GARAGE OPENINGS = Openings Area x No of Vertical Openings
= 10 sq/ft x 94
= 940 sq/ft
- MIN. REQUIRED OPENINGS = 3424 sq/ft x 20% = 685 sq/ft
- PROVIDED OPENINGS = 940 sq/ft - COMPLIES

KEY PLAN

NOTES:

LEGEND:
 ■■■■■ 2 HR. RATED FIRE SEPARATION
 ■■■■■ 3 HR. RATED FIRE SEPARATION

NOT FOR CONSTRUCTION

10/06/2017 ISSUED FOR DOB

09/15/2017 99% CD SET AND #3

06/02/2017 65% CD SET

03/04/2017 55% CD SET

03/10/2017 ISSUED FOR DOB

03/01/2017 ISSUED FOR DOB

02/14/2017 ISSUED FOR DOB

01/07/2017 SUPERSTRUCTURE SET

01/05/2017 ISSUED FOR DOB

11/11/2016 100% DOB FOUNDATION SET

10/12/2016 ISSUED FOR DOB

05/08/2016 ISSUED FOR DOB

02/05/2016 DOB FILING SET

Number: Date Revision:

Project:

City View Tower at Court Square
23-15 44th Drive
Long Island City, NY 11101

Client:

Cityview Tower LLC
112-15 NORTHERN BLVD, CF-2
CORONA, NY 11368
(718) 321-8852

Architect:

HILL | WEST
ARCHITECTS
11 BROADWAY
17TH FLOOR
NEW YORK, NY 10004
T. 212.213.8007

Consultant:

DESIMONE CONSULTING ENGINEERS
140 Broadway 25th Floor
New York, NY, 10005
(212) 532-2211

Cosentini Associates
Two Pennsylvania Plaza, 3rd FL.
New York, NY 10121
(212) 615-3600

Whitehall
11 Broadway, 17th Floor
New York, NY 10004
(212) 908-4940

DOB STAMPS & SIGNATURES:

DWG TITLE:

2ND FLOOR PLAN (PARKING LEVEL)

SEAL & SIGNATURE:

DATE: 10/06/2017

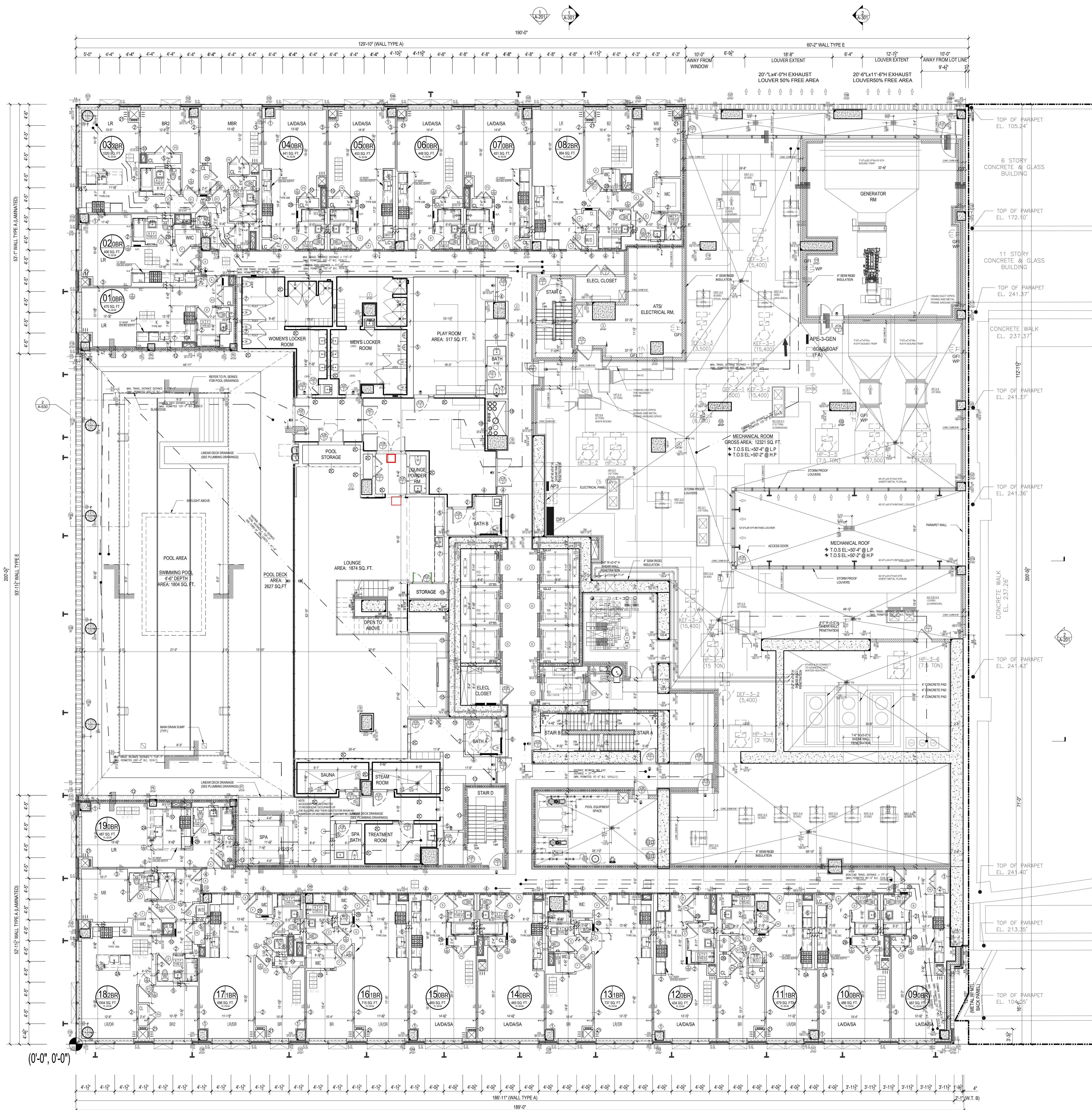
PROJECT # 15412

SCALE: 1/8"=1'-0"

A-102.00

DWG NO.

022 OF 105



1 3RD FLOOR PLAN
Scale: 1/8"=1'

Apt. Light & Air Calculations 3rd Floor (12'0" Height) & 4th Floor (13'3" Height)

UNIT	ROOM	HABITABLE AREA (Sq Ft)	10% LIGHT REQUIREMENT (Sq Ft)	LIGHT PROVIDED (Sq Ft)	5% AIR REQUIREMENT (Sq Ft)	AIR PROVIDED (Sq Ft)
01	LR	291.61	29.16	192.98	14.58	27.22
02	BR1	124.04	12.40	49.36	6.20	9.16
03	BR2	111.82	11.18	46.15	5.59	8.91
04	STUDIO	181.98	18.20	49.36	9.10	9.16
05	STUDIO	173.93	17.39	49.36	8.70	9.16
06	STUDIO	153.39	15.34	24.10	7.67	8.24
07	BR1	226.55	22.66	143.14	11.33	27.38
08	BR2	140.76	14.08	74.56	7.04	9.07
09	BR2	201.25	20.14	48.29	5.07	9.07
10	LR	261.49	26.15	48.29	13.07	18.81
11	STUDIO	160.60	16.06	48.29	8.03	17.81
12	STUDIO	173.43	17.34	41.98	8.67	9.07
13	STUDIO	173.77	17.38	48.29	8.69	9.07
14	STUDIO	172.63	17.26	52.57	8.63	9.41
15	LR	291.49	29.15	48.29	13.07	18.81
16	BR1	126.99	12.70	21.51	6.35	8.99
17	BR2	112.80	11.28	22.02	5.64	9.07
18	STUDIO	162.61	16.26	41.98	8.13	17.81
19	STUDIO	184.16	18.42	41.98	9.21	17.81
20	LR	262.11	26.21	41.98	13.11	17.81
21	BR1	135.98	13.60	20.99	6.80	8.91
22	STUDIO	184.57	18.46	41.98	9.23	17.81
23	LR	291.00	29.10	41.98	14.55	17.81
24	BR1	136.06	13.61	46.15	6.80	8.91
25	STUDIO	183.58	18.36	43.98	9.18	17.81
26	STUDIO	183.14	18.31	41.98	9.16	17.81
27	LR	291.00	29.10	41.98	14.55	17.81
28	BR1	130.39	13.04	46.15	6.52	8.91
29	LR	299.03	29.90	41.98	14.45	17.81
30	BR1	129.11	12.91	20.99	6.46	8.91

3RD FLOOR OCCUPANT LOAD CALCULATIONS

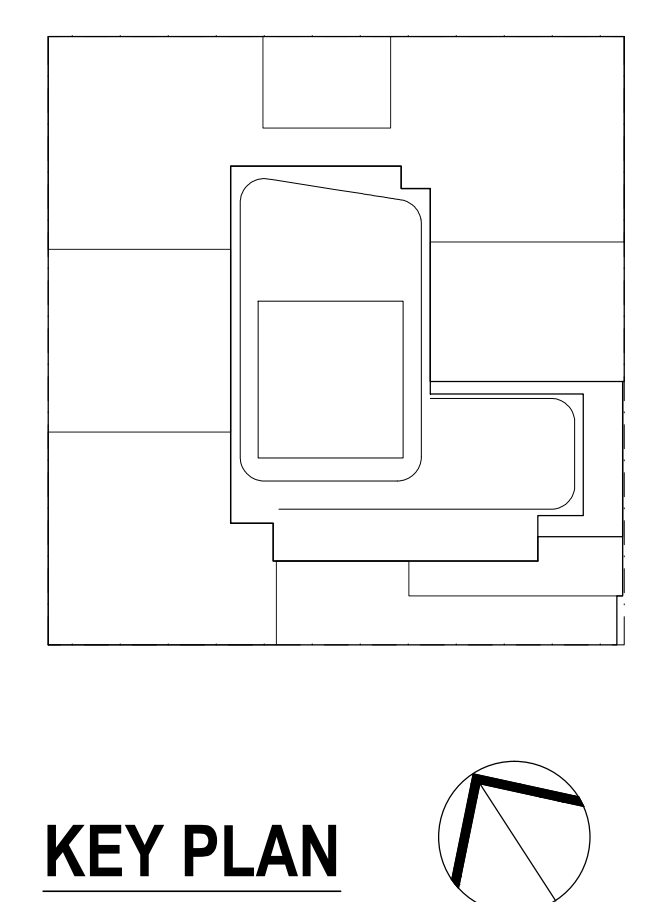
ROOM	OCCUPANCY CLASS	GROSS AREA (TABLE 1004.1)	PER OCCUPANT	OCCUPANT LOAD
UNIT 01	R	476	200	2
UNIT 02	R	399	200	2
UNIT 03	R	989	200	5
UNIT 04	R	440	200	2
UNIT 05	R	453	200	2
UNIT 06	R	448	200	2
UNIT 07	R	455	200	2
UNIT 08	R	990	200	5
UNIT 09	R	567	200	3
UNIT 10	R	487	200	2
UNIT 11	R	619	200	3
UNIT 12	R	433	200	2
UNIT 13	R	739	200	4
UNIT 14	R	465	200	2
UNIT 15	R	465	200	2
UNIT 16	R	698	200	3
UNIT 17	R	712	200	4
UNIT 18	R	1004	200	5
UNIT 19	R	487	200	2
(EACH FLOOR) TOTAL OCCUPANT LOAD				97

(SECTION BC1005.1)			
EXIT QUANTITY AND CAPACITY PROVIDED			
EXIT TYPE	WIDTH	EGRESS WIDTH PER PERSON	EXIT OCCUPANCY
STAR A DOOR	36.0 IN.	0.2	180
STAR B DOOR	36.0 IN.	0.2	180
STAR C DOOR	36.0 IN.	0.2	180
STAR D DOOR	36.0 IN.	0.2	180
TOTAL EXIT DOOR CAPACITY			720
STAR A	45.0 IN.	0.3	150
STAR B	45.0 IN.	0.3	150
STAR C	45.0 IN.	0.3	150
STAR D	45.0 IN.	0.3	150
TOTAL EXIT STAIR CAPACITY			600

3RD FLOOR OCCUPANT LOAD CALCULATIONS

ROOM	OCCUPANCY CLASS	GROSS AREA (TABLE 1004.1)	PER OCCUPANT	OCCUPANT LOAD
DECK	A-3	2627	15 SF	176
POOL	A-4	1632	50 SF	33
LOUNGE	A-3	1881	15 SF	125
PLAY ROOM	A-3	501	15 SF	35
TOTAL OCCUPANT LOAD				369
TOTAL OCCUPANT LOAD AT 3RD FLOOR (RES, AMENITY, MECH)				426

NOTE: TABLE 403.1 OF THE N.Y.C. P.C. WAS USED.
RETAIL PLUMBING REQUIREMENTS:
DECK, POOL, LOUNGE, PLAY ROOM = 66415.F./PERSON = 369 PEOPLE TOTAL
WATER CLOSET:
1-500 PEOPLE = 1 W.C. (AGGREGATE)
PROVIDED 8 W.C.
LABATORIES:
1-750 PEOPLE = 1 LAV. (AGGREGATE)
PROVIDED 8 LAV.
(1) SERVICE SINK/FACILITY
(2) DRINKING FOUNTAIN/1000 PEOPLE



NOTES:

LEGEND:
 ■■■■ 2 HR. RATED FIRE SEPARATION
 ■■■■ 3 HR. RATED FIRE SEPARATION

NOT FOR CONSTRUCTION

Number:	Date:	Revision:
01/10/2017	08/02/2017	01/10/2017
02/10/2017	02/10/2017	03/10/2017
03/10/2017	03/10/2017	03/10/2017
04/10/2017	04/10/2017	04/10/2017
05/10/2017	05/10/2017	05/10/2017
06/10/2017	06/10/2017	06/10/2017
07/10/2017	07/10/2017	07/10/2017
08/10/2017	08/10/2017	08/10/2017
09/10/2017	09/10/2017	09/10/2017
10/10/2017	10/10/2017	10/10/2017
11/10/2017	11/10/2017	11/10/2017
12/10/2017	12/10/2017	12/10/2017
13/10/2017	13/10/2017	13/10/2017
14/10/2017	14/10/2017	14/10/2017
15/10/2017	15/10/2017	15/10/2017
16/10/2017	16/10/2017	16/10/2017
17/10/2017	17/10/2017	17/10/2017
18/10/2017	18/10/2017	18/10/2017
19/10/2017	19/10/2017	19/10/2017
20/10/2017	20/10/2017	20/10/2017
21/10/2017	21/10/2017	21/10/2017
22/10/2017	22/10/2017	22/10/2017
23/10/2017	23/10/2017	23/10/2017
24/10/2017	24/10/2017	24/10/2017
25/10/2017	25/10/2017	25/10/2017
26/10/2017	26/10/2017	26/10/2017
27/10/2017	27/10/2017	27/10/2017
28/10/2017	28/10/2017	28/10/2017
29/10/2017	29/10/2017	29/10/2017
30/10/2017	30/10/2017	30/10/2017
31/10/2017	31/10/2017	31/10/2017
32/10/2017	32/10/2017	32/10/2017
33/10/2017	33/10/2017	33/10/2017
34/10/2017	34/10/2017	34/10/2017
35/10/2017	35/10/2017	35/10/2017
36/10/2017	36/10/2017	36/10/2017
37/10/2017	37/10/2017	37/10/2017
38/10/2017	38/10/2017	38/10/2017
39/10/2017	39/10/2017	39/10/2017
40/10/2017	40/10/2017	40/10/2017
41/10/2017	41/10/2017	41/10/2017
42/10/2017	42/10/2017	42/10/2017
43/10/2017	43/10/2017	43/10/2017
44/10/2017	44/10/2017	44/10/2017
45/10/2017	45/10/2017	45/10/2017
46/10/2017	46/10/2017	46/10/2017
47/10/2017	47/10/2017	47/10/2017
48/10/2017	48/10/2017	48/10/2017
49/10/2017	49/10/2017	49/10/2017
50/10/2017	50/10/2017	50/10/2017
51/10/2017	51/10/2017	51/10/2017
52/10/2017	52/10/2017	52/10/2017
53/10/2017	53/10/2017	53/10/2017
54/10/2017	54/10/2017	54/10/2017
55/10/2017	55/10/2017	55/10/2017
56/10/2017	56/10/2017	56/10/2017
57/10/2017	57/10/2017	57/10/2017
58/10/2017	58/10/2017	58/10/2017
59/10/2017	59/10/2017	59/10/2017
60/10/2017	60/10/2017	60/10/2017
61/10/2017	61/10/2017	61/10/2017
62/10/2017	62/10/2017	62/10/2017
63/10/2017	63/10/2017	63/10/2017
64/10/2017	64/10/2017	64/10/2017
65/10/2017	65/10/2017	65/10/2017
66/10/2017	66/10/2017	66/10/2017
67/10/2017	67/10/2017	67/10/2017
68/10/2017	68/10/2017	68/10/2017
69/10/2017	69/10/2017	69/10/2017
70/10/2017	70/10/2017	70/10/2017
71/10/2017	71/10/2017	71/10/2017
72/10/2017	72/10/2017	72/10/2017
73/10/2017	73/10/2017	73/10/2017
74/10/2017	74/10/2017	74/10/2017
75/10/2017	75/10/2017	75/10/2017
76/10/2017	76/10/2017	76/10/2017
77/10/2017	77/10/2017	77/10/2017
78/10/2017	78/10/2017	78/10/2017
79/10/2017	79/10/2017	79/10/2017
80/10/2017	80/10/2017	80/10/2017
81/10/2017	81/10/2017	81/10/2017
82/10/2017	82/10/2017	82/10/2017
83/10/2017	83/10/2017	83/10/2017
84/10/2017	84/10/2017	84/10/2017
85/10/2017	85/10/2017	85/10/2017
86/10/2017	86/10/2017	86/10/2017
87/10/2017	87/10/2017	87/10/2017
88/10/2017	88/10/2017	88/10/2017
89/10/2017	89/10/2017	89/10/2017
90/10/2017	90/10/2017	90/10/2017
91/10/2017	91/10/2017	91/10/2017
92/10/2017	92/10/2017	92/10/2017
93/10/2017	93/10/2017	93/10/2017
94/10/2017	94/10/2017	94/10/2017
95/10/2017	95/10/2017	95/10/2017
96/10/2017	96/10/2017	96/10/2017
97/10/2017	97/10/2017	97/10/2017
98/10/2017	98/10/2017	98/10/2017
99/10/2017	99/10/2017	99/10/2017
100/10/2017	100/10/2017	100/10/2017

Project: **City View Tower at Court Square**
23-15 44th Drive
Long Island City, NY 11101

Client: **Cityview Tower LLC**
112-15 NORTHERN BLVD, CF-2
CORONA, NY 11368
(718) 321-8652

Architect: **HILL | WEST ARCHITECTS**
11 BROADWAY
17TH FLOOR
NEW YORK, NY 10004
T. 212 213 8007

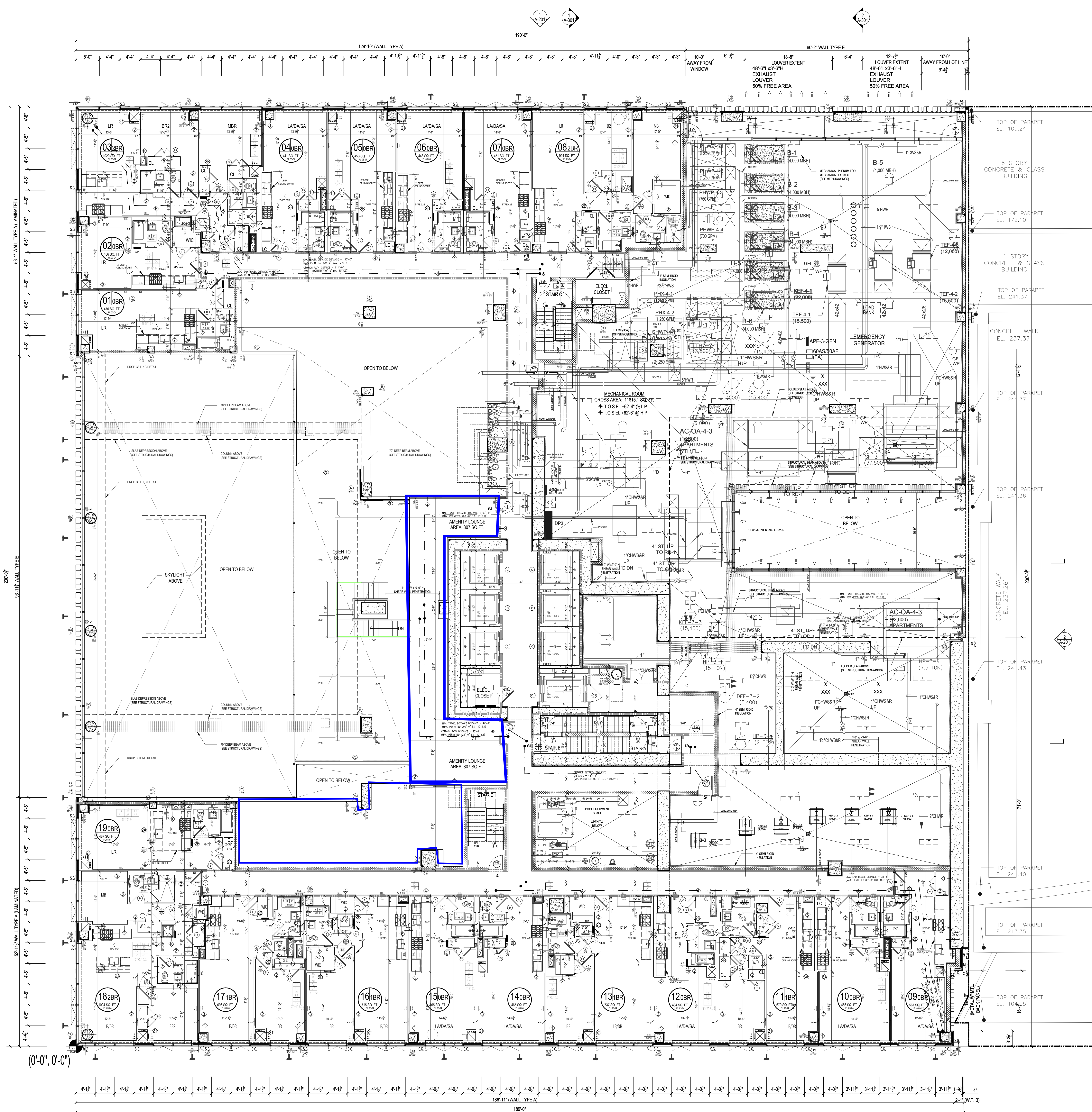
Consultant: **DESIMONE CONSULTING ENGINEERS**
140 Broadway 25th Floor
New York, NY, 10005
(212) 532-2211
Cosentini Associates
Two Pennsylvania Plaza, 3rd FL.
New York, NY 10121
(212) 615-3600
Whitehall
11 Broadway, 17th Floor
New York, NY 10004
(212) 908-4940

DOB STAMPS & SIGNATURES:

DWG TITLE: **3RD FLOOR PLAN (PODIUM LEVEL)**

SEAL & SIGNATURE: **RED STEPHEN HILL**
DATE: 10/08/2017
PROJECT #: 15412
SCALE: 1/8"=1'-0"
A-103.00
DWG NO. 023 OF 105





1 4TH FLOOR PLAN
Scale: 1/8"=1'

Apt. Light & Air Calculations 3rd Floor (12'0" Height) & 4th Floor (13'3" Height)

UNIT	ROOM	HABITABLE AREA (Sq Ft)	10% LIGHT REQUIREMENT (Sq Ft)	LIGHT PROVIDED (Sq Ft)	% AIR REQUIREMENT (Sq Ft)	AIR PROVIDED (Sq Ft)
01	LR	291.61	29.16	192.98	14.58	27.22
02	STUDIO	124.04	12.40	49.36	6.20	9.16
03	STUDIO	111.82	11.18	46.15	5.59	8.91
04	STUDIO	181.98	18.20	49.36	9.10	9.16
05	STUDIO	173.93	17.39	49.36	8.70	9.16
06	STUDIO	153.39	15.34	24.10	7.67	8.24
07	STUDIO	226.55	22.66	143.14	11.33	27.38
08	STUDIO	140.76	14.08	74.56	7.04	9.07
09	STUDIO	201.25	20.14	48.29	5.07	9.07
10	LR	261.49	26.15	48.29	13.07	18.81
11	STUDIO	126.99	12.70	21.51	6.35	8.99
12	STUDIO	112.80	11.28	22.02	5.64	9.07
13	STUDIO	162.61	16.26	41.98	8.13	17.81
14	STUDIO	184.16	18.42	41.98	9.21	17.81
15	LR	291.00	29.10	41.98	14.55	17.81
16	STUDIO	183.58	18.36	41.98	9.18	17.81
17	STUDIO	183.14	18.31	41.98	9.16	17.81
18	LR	291.00	29.10	41.98	14.55	17.81
19	LR	299.03	29.90	41.98	14.45	17.81
20	LR	129.11	12.91	20.99	6.46	8.91

4TH FLOOR OCCUPANT LOAD CALCULATIONS

ROOM	OCCUPANCY CLASS	GROSS AREA	GROSS AREA PER OCCUPANT (TABLE 1004.1)	OCCUPANT LOAD
UNIT 01	R	476	200	2
UNIT 02	R	399	200	2
UNIT 03	R	598	200	3
UNIT 04	R	440	200	2
UNIT 05	R	453	200	2
UNIT 06	R	448	200	2
UNIT 07	R	455	200	2
UNIT 08	R	990	200	5
UNIT 09	R	567	200	3
UNIT 10	R	487	200	2
UNIT 11	R	678	200	3
UNIT 12	R	433	200	2
UNIT 13	R	739	200	4
UNIT 14	R	465	200	2
UNIT 15	R	465	200	2
UNIT 16	R	698	200	3
UNIT 17	R	712	200	4
UNIT 18	R	1004	200	5
UNIT 19	R	487	200	2
(EACH FLOOR) TOTAL OCCUPANT LOAD				97

4TH FLOOR OCCUPANT LOAD CALCULATIONS				
ROOM (MEZ)	OCCUPANCY CLASS	GROSS AREA	GROSS AREA PER OCCUPANT (TABLE 1004.1)	OCCUPANT LOAD
AMENITY LOUNGE	A-3	807	15 SF	54
TOTAL OCCUPANT LOAD				54
(SECTION 9C1005.1)				
EXIT QUANTITY AND CAPACITY PROVIDED				
EXIT TYPE	WIDTH	EGRESS WIDTH PER PERSON	EXIT OCCUPANCY	
STAIR A DOOR	35.0 KL	0.2	180	
STAIR B DOOR	35.0 KL	0.2	180	
STAIR C DOOR	35.0 KL	0.2	180	
STAIR D DOOR	35.0 KL	0.2	180	
TOTAL EXIT DOOR CAPACITY			720	
STAIR A	45.0 KL	0.3	150	
STAIR B	45.0 KL	0.3	150	
STAIR C	45.0 KL	0.3	150	
STAIR D	45.0 KL	0.3	150	
TOTAL EXIT STAIR CAPACITY			600	
MECHANICAL ROOM	F-2	11887	300 SF	40
TOTAL OCCUPANT LOAD				40
TOTAL OCCUPANT LOAD AT 4TH FLOOR (RES AND MECH)				151

KEY PLAN

NOTES:

LEGEND:

2 HR. RATED FIRE SEPARATION

3 HR. RATED FIRE SEPARATION

NOT FOR CONSTRUCTION

10/06/2017 ISSUED FOR DOB
09/15/2017 90% CD SET AND #3

06/02/2017 65% CD SET
03/04/2017 50% CD SET
03/10/2017 ISSUED FOR DOB
03/01/2017 ISSUED FOR DOB
02/14/2017 ISSUED FOR DOB
01/07/2017 SUPERSTRUCTURE SET
01/05/2017 ISSUED FOR DOB

11/11/2016 100% DO FOUNDATION SET
10/12/2016 ISSUED FOR DOB

05/08/2016 ISSUED FOR DOB
02/05/2016 DOB FILING SET

Number: Date: Revision:

Project: **City View Tower at Court Square**
23-15 44th Drive
Long Island City, NY 11101

Client: **Cityview Tower LLC**
112-15 NORTHERN BLVD, CF-2
CORONA, NY 11368
(718) 321-8652

Architect: **HILL | WEST ARCHITECTS**
11 BROADWAY
17TH FLOOR
NEW YORK, NY 10004
T. 212 213 8007

Consultant: **DESIMONE CONSULTING ENGINEERS**
140 Broadway 25th Floor
New York, NY, 10005
(212) 532-2211

Cosentini Associates
Two Pennsylvania Plaza, 3rd FL.
New York, NY 10121
(212) 615-3600

Whitehall
11 Broadway, 17th Floor
New York, NY 10004
(212) 908-4940

DOB STAMPS & SIGNATURES:

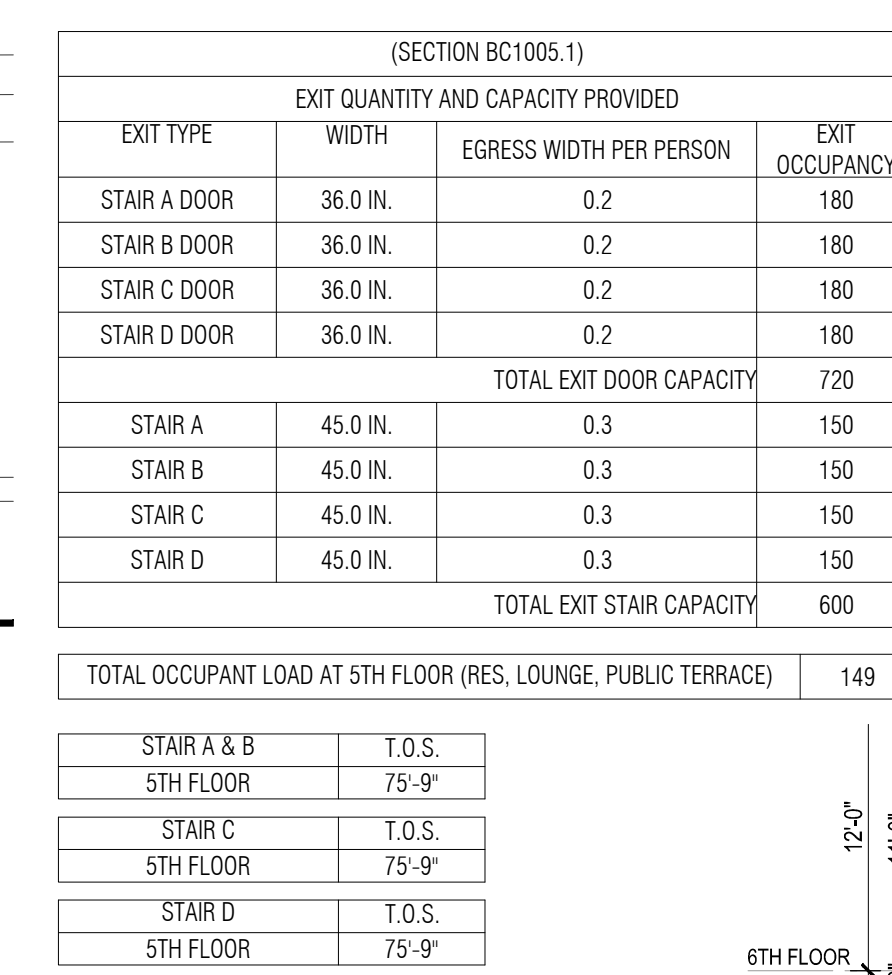
DWG TITLE: **4TH FLOOR PLAN (PODIUM LEVEL)**

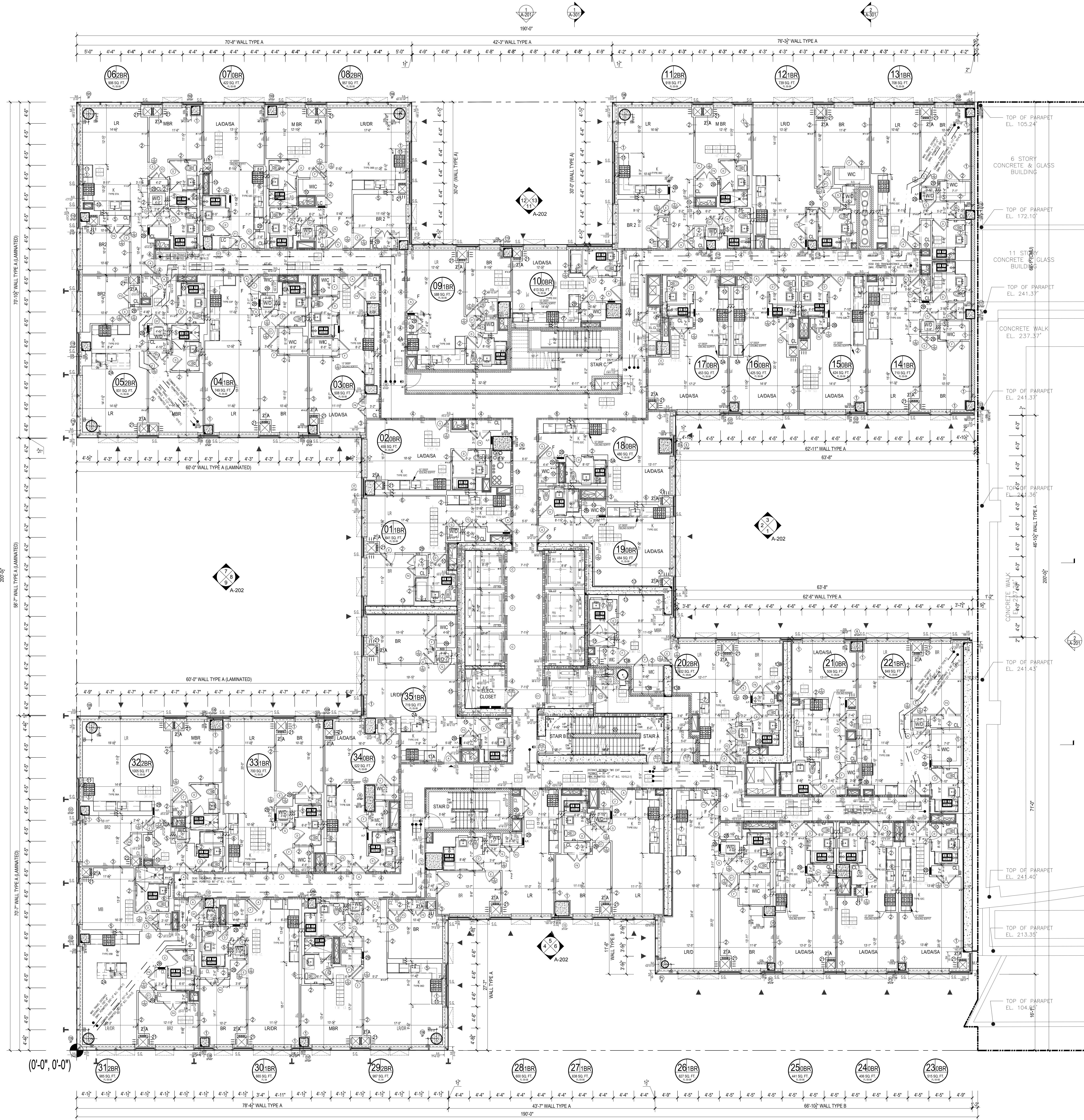
SEAL & SIGNATURE: **RED LITTING ARCHITECT**
PROJECT # **15412**
SCALE: **1/8"=1'-0"**
DWG NO. **A-104.00**

DATE: **10/06/2017**
PROJECT # **15412**
SCALE: **1/8"=1'-0"**
DWG NO. **A-104.00**



HEIGHT DIAGRAM
Scale: 1/8"=1'



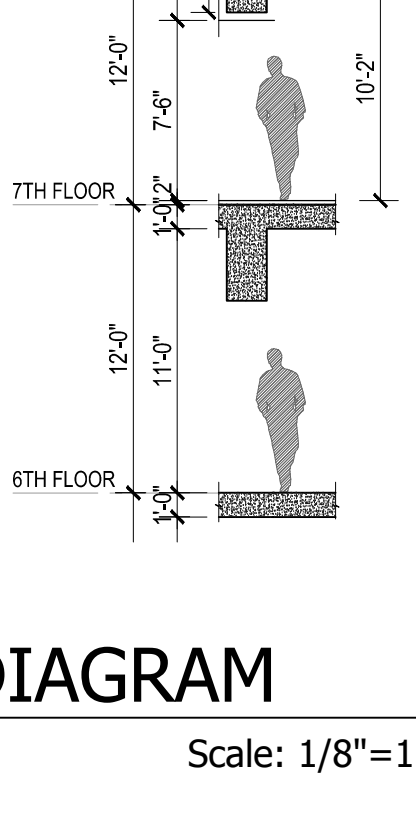


1 6TH FLOOR PLAN
Scale: 1/8"=1'

Apt. Light & Air Calculations 5th - 6th Floor (12'0" Height)						
UNIT	ROOM	HABITABLE AREA (Sq Ft)	10% LIGHT REQUIREMENT (Sq Ft)	LIGHT PROVIDED (Sq Ft)	% AIR REQUIREMENT (Sq Ft)	AIR PROVIDED (Sq Ft)
01	LR	297.22	29.72	163.90	14.86	17.81
	BR1	135.64	13.56	49.36	6.78	9.16
	BR2	105.15	10.52	46.15	5.36	8.91
02	LR	311.79	31.18	165.80	15.59	27.97
	BR1	121.18	12.12	23.58	6.06	9.32
	BR2	106.83	10.68	49.36	5.34	9.16
03	LR	278.64	27.86	47.16	13.93	18.64
	BR1	117.54	11.75	23.58	5.88	9.32
04	STUDIO	159.88	15.99	24.10	7.99	8.24
05	LR	213.55	21.36	41.98	10.68	17.81
	BR1	116.00	11.60	20.99	5.80	8.91
	BR2	238.12	23.81	41.98	11.91	17.81
06	BR1	116.68	11.67	46.15	5.83	8.91
07	STUDIO	166.54	16.65	41.98	8.22	9.91
08	STUDIO	168.23	16.82	48.88	8.41	8.99
09	LR	296.4	29.64	43.01	14.82	8.99
	BR1	139.02	13.90	21.51	6.95	8.99
10	BR1	256.87	25.69	129.57	12.84	27.39
	BR2	119.51	11.95	43.01	5.98	17.98
	BR3	99.74	9.97	49.36	4.99	9.16
11	LR	265.90	26.59	139.09	13.30	18.31
	BR1	111.69	11.17	22.02	5.58	9.07
	BR2	105.15	10.52	49.36	5.36	9.16
12	STUDIO	156.27	15.63	74.56	7.81	9.07
13	LR	272.83	27.28	160.08	13.64	27.22
	BR1	125.92	12.59	22.02	6.30	9.07
	BR2	91.20	9.12	42.76	4.56	9.07
14	LR	237.33	23.73	48.20	11.87	18.81
	BR1	104.91	10.49	24.10	5.25	9.41
15	STUDIO	160.34	16.03	48.20	8.02	18.81
16	LR	267.48	26.75	158.49	13.37	27.05
	BR1	115.32	11.53	21.51	5.77	8.99
	BR2	91.20	9.12	47.18	4.56	9.07
17	LR	301.55	30.16	68.73	15.08	17.98
	BR1	127.82	12.78	21.51	6.39	8.99
18	LR	235.47	23.55	43.01	11.77	17.98
	BR1	135.05	13.51	21.51	6.75	8.99
19	LR	274.20	27.42	45.09	13.71	18.31
	BR1	138.22	13.82	22.54	6.91	9.16
20	STUDIO	166.75	16.68	45.09	8.34	18.31
21	STUDIO	166.23	16.62	45.09	8.31	18.31
22	STUDIO	205.02	20.50	45.09	10.25	18.31
23	STUDIO	173.32	17.33	21.51	8.62	8.99
24	STUDIO	246.95	24.70	68.73	12.35	17.98
25	LR	224.60	22.46	40.42	11.23	17.48
	BR1	153.25	15.33	21.51	7.66	8.99
	BR2	105.17	10.52	49.36	5.36	9.24
26	STUDIO	195.60	19.56	50.43	9.78	18.48
27	LR	249.93	24.99	46.12	12.50	18.48
	BR1	115.68	11.57	23.06	5.78	9.24
28	STUDIO	199.77	19.98	45.09	9.99	18.31
29	STUDIO	150.13	15.01	45.09	7.51	18.31
30	STUDIO	163.19	16.32	45.09	8.16	18.31
31	LR	399.58	39.96	128.03	19.98	18.31
	BR1	116.12	11.61	45.09	5.81	9.16
32	LR	236.99	23.70	44.05	11.85	18.14
	BR1	107.18	10.72	22.02	5.36	9.07
33	LR	146.60	14.66	44.05	7.33	18.14
	BR1	118.58	11.86	69.03	5.93	9.07
34	LR	234.01	23.40	46.12	11.70	18.48
	BR1	110.97	11.10	46.15	5.55	8.91
	BR2	123.22	12.32	114.99	6.26	8.91
35	LR	282.72	28.27	41.98	14.14	17.81
	BR1	99.10	9.91	20.99	4.96	8.91

6TH FLOOR OCCUPANT LOAD CALCULATIONS				
ROOM	OCCUPANCY CLASS	GROSS AREA	PER OCCUPANT TABLE 1004.1	OCCUPANT LOAD
UNIT 01	R	998	200	5
UNIT 02	R	1007	200	5
UNIT 03	R	700	200	4
UNIT 04	R	521	200	3
UNIT 05	R	719	200	4
UNIT 06	R	642	200	3
UNIT 07	R	455	200	2
UNIT 08	R	507	200	3
UNIT 09	R	748	200	4
UNIT 10	R	932	200	5
UNIT 11	R	907	200	5
UNIT 12	R	420	200	2
UNIT 13	R	956	200	5
UNIT 14	R	593	200	3
UNIT 15	R	417	200	2
UNIT 16	R	918	200	5
UNIT 17	R	729	200	4
UNIT 18	R	708	200	4
UNIT 19	R	704	200	4
UNIT 20	R	424	200	2
UNIT 21	R	428	200	2
UNIT 22	R	459	200	2
UNIT 23	R	479	200	2
UNIT 24	R	483	200	2
UNIT 25	R	934	200	5
UNIT 26	R	526	200	3
UNIT 27	R	845	200	4
UNIT 28	R	510	200	3
UNIT 29	R	428	200	2
UNIT 30	R	425	200	2
UNIT 31	R	829	200	4
UNIT 32	R	637	200	3
UNIT 33	R	601	200	3
UNIT 34	R	980	200	5
UNIT 35	R	659	200	3
(EACH ROOM) TOTAL OCCUPANT LOAD				116

(SECTION BC1005.1)			
EXIT TYPE	WIDTH	EGRESS WIDTH PER PERSON	EXIT OCCUPANCY
STAR A DOOR	36.0 IN.	0.2	180
STAR B DOOR	36.0 IN.	0.2	180
STAR C DOOR	36.0 IN.	0.2	180
STAR D DOOR	36.0 IN.	0.2	180
TOTAL EXIT DOOR CAPACITY			720
STAR A	45.0 IN.	0.3	150
STAR B	45.0 IN.	0.3	150
STAR C	45.0 IN.	0.3	150
STAR D	45.0 IN.	0.3	150
TOTAL EXIT STAIR CAPACITY			600
TOTAL OCCUPANT LOAD AT 6TH FLOOR			
STAR A & B	T.O.S.		
6TH FLOOR	87'-9"		
STAR C	T.O.S.		
6TH FLOOR	87'-9"		
STAR D	T.O.S.		
6TH FLOOR	87'-9"		



KEY PLAN

NOTES:

LEGEND:

- 2 HR. RATED FIRE SEPARATION
- 3 HR. RATED FIRE SEPARATION

NOT FOR CONSTRUCTION

10/06/2017 ISSUED FOR DOB
09/15/2017 99% DOB SET ADD #3
06/02/2017 65% DOB SET
03/04/2017 50% DOB SET
03/10/2017 ISSUED FOR DOB
03/01/2017 ISSUED FOR DOB
02/14/2017 ISSUED FOR DOB
01/07/2017 SUPERSTRUCTURE SET
01/05/2017 ISSUED FOR DOB
11/01/2016 100% DOB FOUNDATION SET
10/12/2016 ISSUED FOR DOB
05/08/2016 ISSUED FOR DOB
02/05/2016 DOB FILING SET

Number: Date: Revision:
Project:
City View Tower at Court Square
23-15 44th Drive
Long Island City, NY 11101

Client:
Cityview Tower LLC
112-15 NORTHERN BLVD, CF-2
CORONA, NY 11368
(718) 321-8652

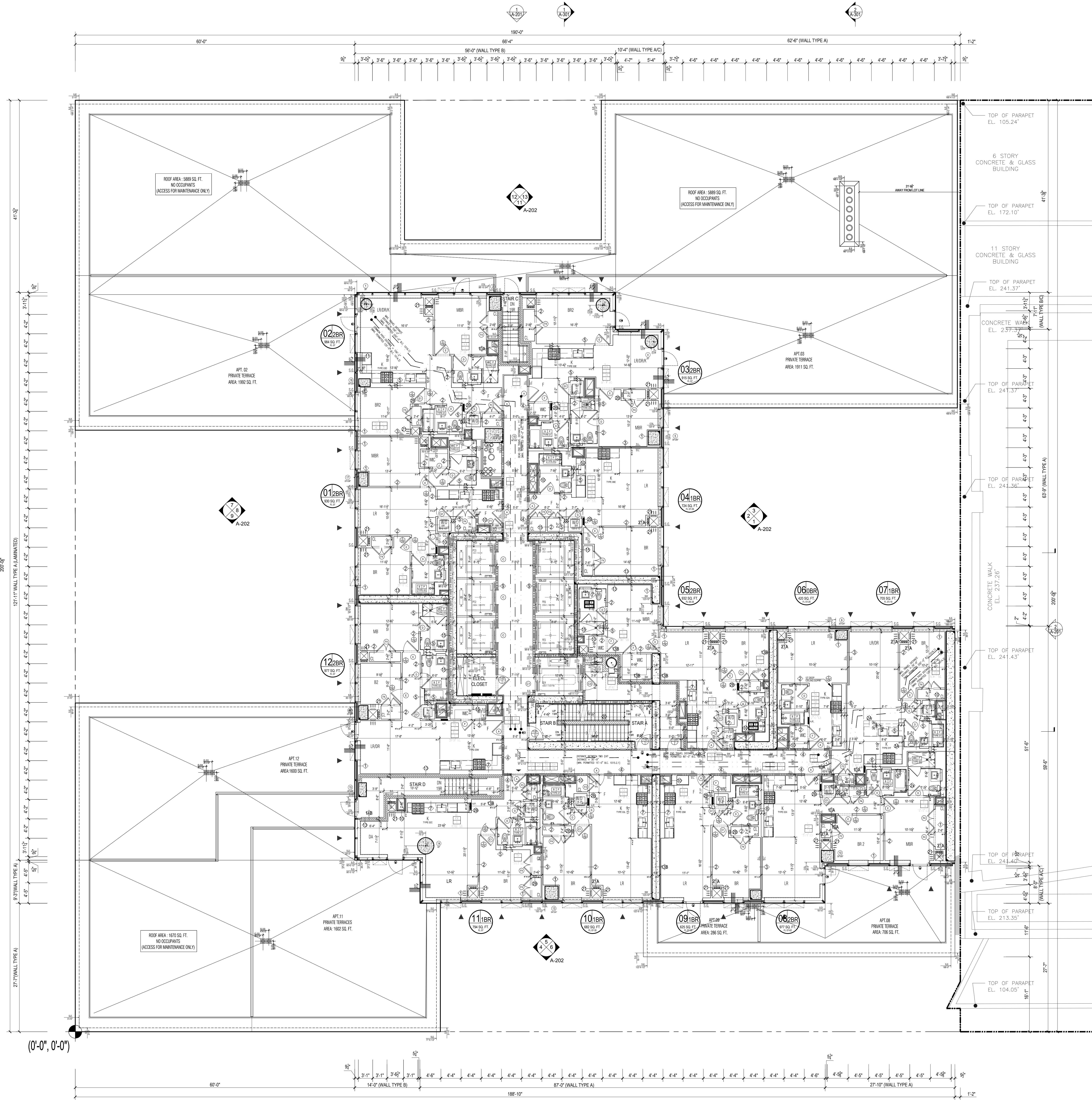
Architect:
HILL | WEST
ARCHITECTS
11 BROADWAY
17TH FLOOR
NEW YORK, NY 10004
T. 212 213 8007

Consultant:
DESIMONE CONSULTING ENGINEERS
140 Broadway 25th Floor
New York, NY 10005
(212) 532-2211
Cosentini Associates
Two Pennsylvania Plaza, 3rd FL.
New York, NY 10121
(212) 615-3600
Whitehall
11 Broadway, 17th Floor
New York, NY 10004
(212) 908-4940

DOB STAMPS & SIGNATURES:

DWG TITLE:
6TH FLOOR PLAN (PODIUM LEVEL)

SEAL & SIGNATURE: PROJECT # DATE: 10/08/2017
PROJECT # 15412
SCALE: 1/8"=1'-0"
A-106.00
DWG NO. 005 OF 105



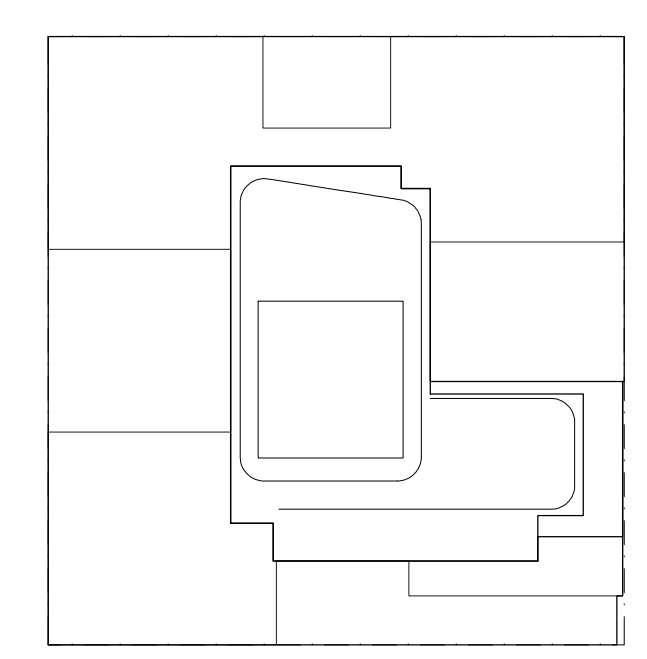
1 7TH FLOOR PLAN
Scale: 1/8"=1'

Apt. Light & Air Calculations 7th Floor (12'0" Height)							
UNIT	ROOM	HABITABLE AREA (SQ. FT.)	10% LIGHT REQUIREMENT (SQ. FT.)	LIGHT PROVIDED (SQ. FT.)	5% AIR REQUIREMENT (SQ. FT.)	AIR PROVIDED (SQ. FT.)	
01	LR	326.23	32.62	209.43	16.31	17.31	
	BR1	123.58	12.36	48.29	6.18	9.07	
02	LR	184.55	18.46	46.15	9.23	8.91	
	BR1	142.89	14.29	46.15	7.14	8.91	
03	LR	165.81	16.58	46.15	8.29	8.91	
	BR1	125.16	12.52	20.99	6.26	8.91	
04	LR	234.27	23.43	143.44	11.71	17.81	
	BR1	130.04	13.00	55.46	6.50	8.24	
05	LR	109.37	10.94	46.15	5.47	8.91	
	BR1	248.20	24.82	112.41	12.41	17.98	
06	LR	105.95	10.60	21.51	5.30	8.99	
	BR2	193.47	19.35	130.74	6.97	24.38	
07	LR	233.30	23.33	68.73	11.67	17.98	
	BR1	137.98	13.80	47.22	6.90	8.99	
08	LR	224.60	22.46	40.42	11.23	17.48	
	BR1	153.25	15.33	21.51	7.66	8.99	
09	LR	105.17	10.52	50.43	5.36	9.24	
	BR1	157.06	15.71	50.43	7.85	9.24	
10	LR	281.25	28.13	46.12	14.06	18.48	
	BR1	140.09	14.01	23.06	7.00	9.24	
11	LR	272.16	27.22	100.81	13.61	26.05	
	BR1	138.95	13.90	45.09	6.95	18.31	
12	LR	97.67	9.77	22.54	4.88	9.16	
	BR1	223.58	22.36	44.05	11.18	18.14	
13	LR	121.62	12.16	22.02	6.08	9.07	
	BR1	257.64	25.76	44.05	12.88	18.14	
14	LR	120.52	12.05	22.02	6.03	9.07	
	BR1						

7TH FLOOR OCCUPANT LOAD CALCULATIONS			
ROOM	OCCUPANCY CLASS	GROSS AREA	OCCUPANT LOAD
UNIT 01	R	793	200
UNIT 02	R	977	200
UNIT 03	R	931	200
UNIT 04	R	977	200
UNIT 05	R	924	200
UNIT 06	R	721	200
UNIT 07	R	934	200
UNIT 08	R	424	200
UNIT 09	R	703	200
UNIT 10	R	975	200
UNIT 11	R	624	200
UNIT 12	R	682	200
(EACH FLOOR) TOTAL OCCUPANT LOAD			
48			

(SECTION BC1005.1)			
EXIT TYPE	WIDTH	EGRESS WIDTH PER PERSON	EXIT OCCUPANCY
STAIR A DOOR	36.0 IN.	0.2	180
STAIR B DOOR	36.0 IN.	0.2	180
TOTAL EXIT DOOR CAPACITY			360
STAIR A	45.0 IN.	0.3	150
STAIR B	45.0 IN.	0.3	150
TOTAL EXIT STAIR CAPACITY			300
TOTAL OCCUPANT LOAD AT 7TH FLOOR			
48			

STAIR A	T.O.S.	99'-9"
STAIR B	T.O.S.	99'-9"
STAIR C	T.O.S.	99'-9"
STAIR D	T.O.S.	99'-9"
STAIR E	T.O.S.	99'-9"



KEY PLAN

NOTES:

LEGEND:
2 HR. RATED FIRE SEPARATION
3 HR. RATED FIRE SEPARATION

NOT FOR CONSTRUCTION

10/06/2017	ISSUED FOR DOB
09/15/2017	99% CD SET AND #3
08/02/2017	65% CD SET
03/04/2017	99% CD SET
03/10/2017	ISSUED FOR DOB
03/01/2017	ISSUED FOR DOB
02/14/2017	ISSUED FOR DOB
01/07/2017	SUPPERSTRUCTURE SET
01/05/2017	ISSUED FOR DOB
11/11/2016	100% DOB FOUNDATION HD SET
10/12/2016	ISSUED FOR DOB
05/08/2016	ISSUED FOR DOB
02/05/2016	DOB FILING SET

Number: Date: Revision:

Project:
City View Tower at Court Square
23-15 44th Drive
Long Island City, NY 11101

Client:
Cityview Tower LLC
112-15 NORTHERN BLVD, CF-2
CORONA, NY 11368
(718) 321-8652

Architect:
HILL | WEST
ARCHITECTS
11 BROADWAY
17TH FLOOR
NEW YORK, NY 10004
T. 212 213 8007

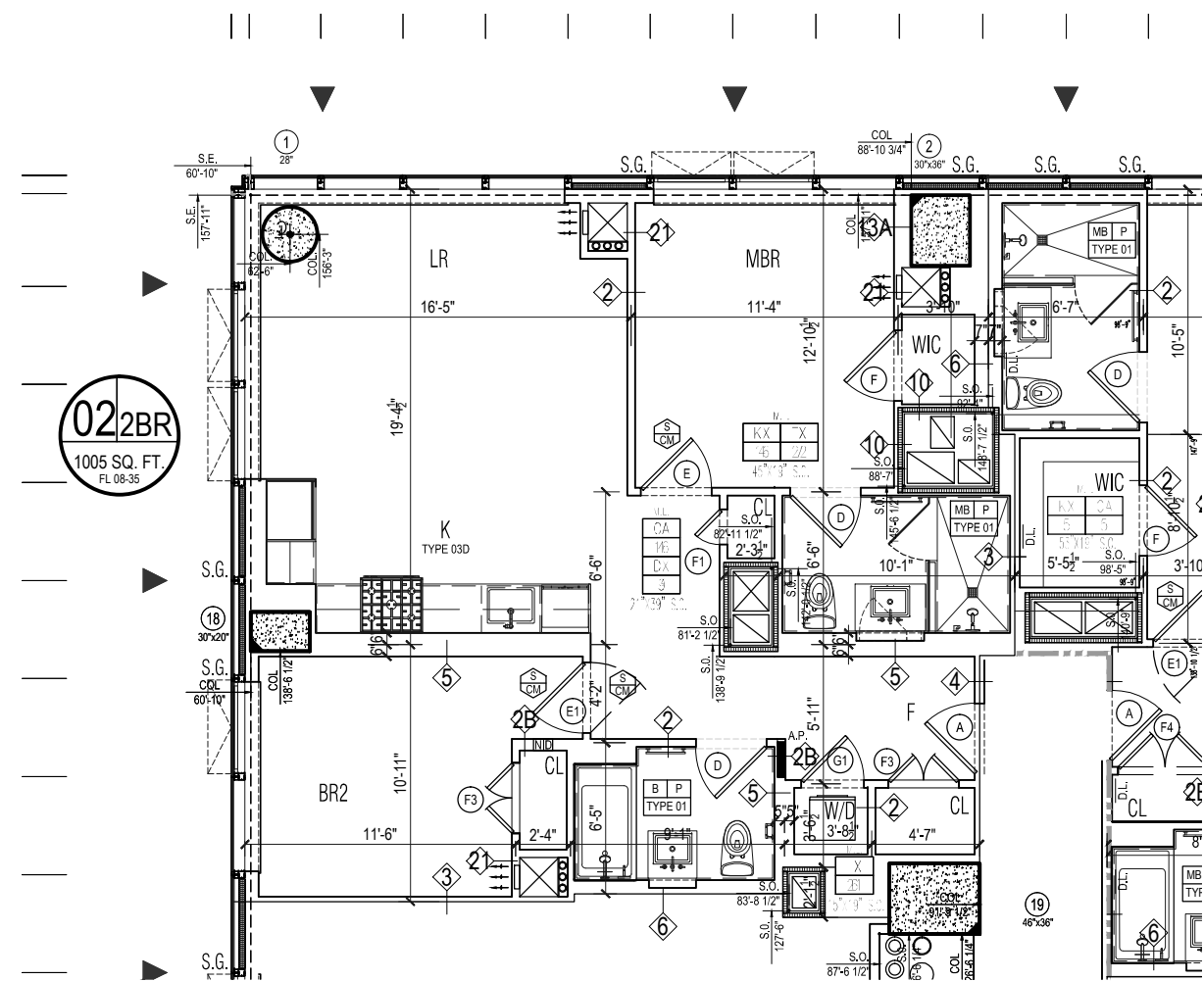
Consultant:
DESIMONE CONSULTING ENGINEERS
140 Broadway 25th Floor
New York, NY, 10005
(212) 532-2211
Cosentini Associates
Two Pennsylvania Plaza, 3rd FL.
New York, NY 10121
(212) 615-3600
Whitehall
11 Broadway, 17th Floor
New York, NY 10004
(212) 908-4940

DOB STAMPS & SIGNATURES:

DWG TITLE:
7TH FLOOR PLAN
(LOWER LEVEL)

SEAL & SIGNATURE:
PROJECT #
SCALE: 1/8"=1'-0"
A-107.00
DWG NO.

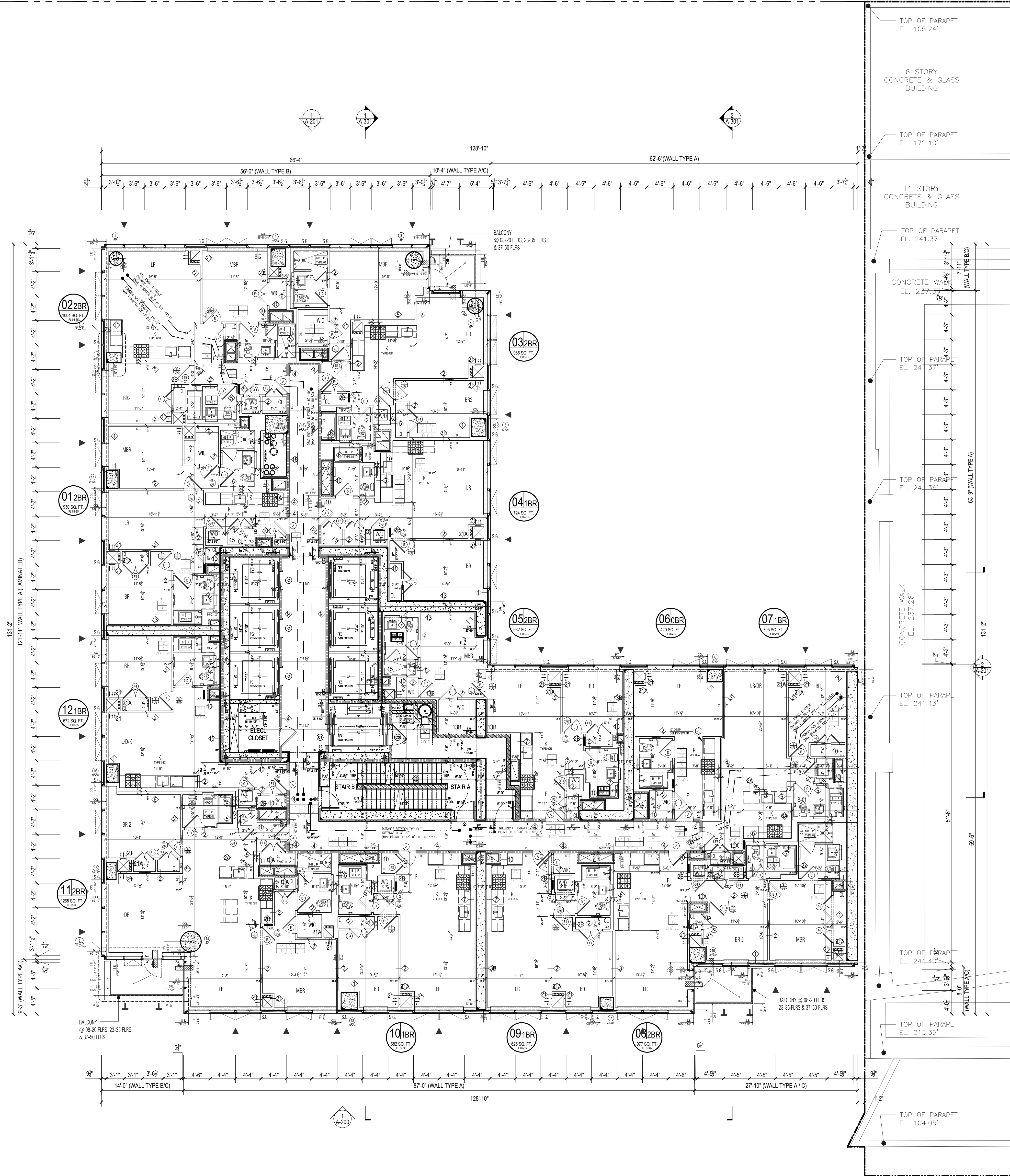
HEIGHT DIAGRAM
Scale: 1/8"=1'



2 UNIT 4 PARTIAL PLAN @ 8TH FL.
Scale: 1/8"=1'

(0'-0", 0'-0")

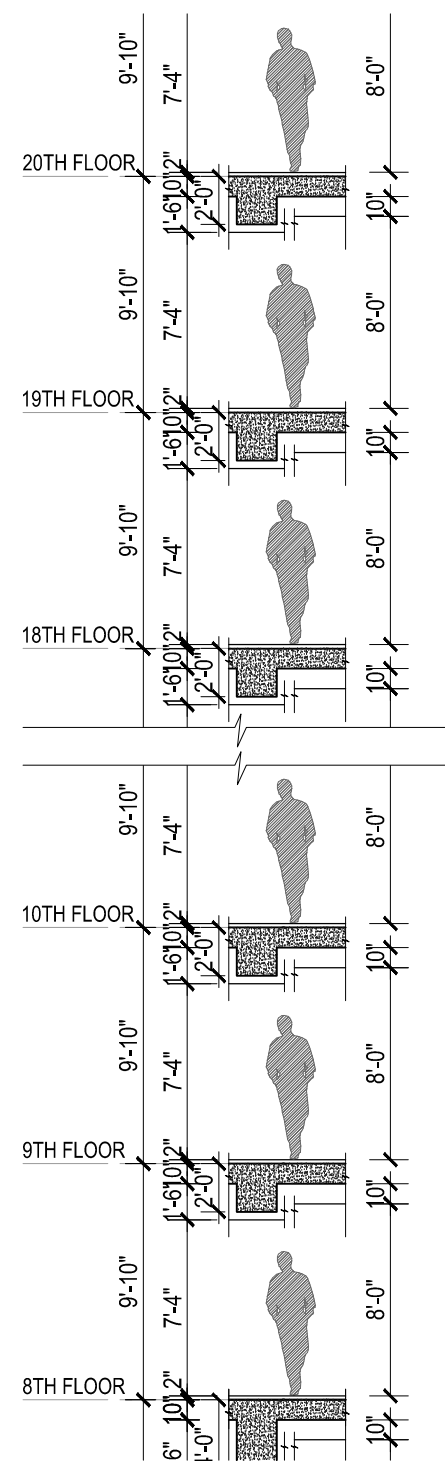
1 8TH -19TH FLOOR PLAN
Scale: 1/8"=1'



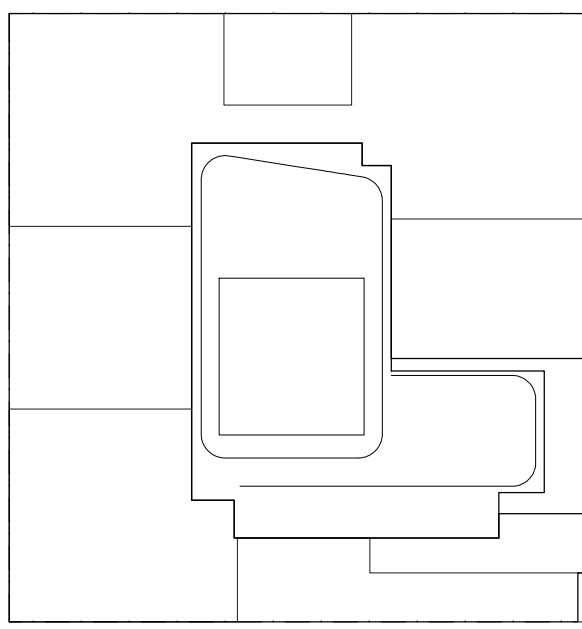
Apt. Light & Air Calculations 8-19th Floor (9'10" Height)					
UNIT	ROOM	HABITABLE AREA (Sq Ft)	10% LIGHT REQUIREMENT (Sq Ft)	LIGHT PROVIDED (Sq Ft)	% AIR REQUIREMENT (Sq Ft)
01	LR	583.22	58.32	284.09	29.16
	BR1	146.57	14.66	49.54	7.33
02	BR2	112.01	11.20	47.34	5.60
	LR	193.82	19.38	47.34	9.69
03	BR1	106.43	10.64	47.34	5.32
	LR	165.81	16.58	47.34	8.29
04	BR1	125.16	12.52	21.55	6.26
	BR2	107.99	10.80	47.34	5.40
05	LR	234.27	23.43	147.12	11.71
	BR1	146.94	14.69	56.91	7.35
06	BR2	109.37	10.94	47.34	5.47
	LR	212.40	21.24	115.30	10.62
07	BR1	175.67	17.57	134.11	8.68
	BR2	126.62	12.66	22.08	6.23
08	LR	233.30	23.33	70.52	11.67
	BR1	137.98	13.80	48.44	6.90
09	LR	281.25	28.13	47.36	14.06
	BR1	140.09	14.01	23.68	7.00
10	LR	272.16	27.22	103.44	13.61
	BR1	138.05	13.80	46.29	6.95
11	BR2	97.67	9.77	23.15	4.88
	LR	223.58	22.36	45.23	11.18
12	BR1	121.62	12.16	22.62	6.08
	BR2	257.64	25.76	45.23	12.88
	LR	120.52	12.05	22.62	6.03
	BR1				

8TH THRU 19TH FLOOR OCCUPANT LOAD CALCULATIONS			
ROOM	OCCUPANCY CLASS	GROSS AREA PER OCCUPANT (TABLE 1004.1)	OCCUPANT LOAD
UNIT 01	R	1268	200
UNIT 02	R	672	200
UNIT 03	R	931	200
UNIT 04	R	1004	200
UNIT 05	R	989	200
UNIT 06	R	721	200
UNIT 07	R	934	200
UNIT 08	R	424	200
UNIT 09	R	703	200
UNIT 10	R	975	200
UNIT 11	R	624	200
UNIT 12	R	682	200
(EACH FLOOR) TOTAL OCCUPANT LOAD			60
TOTAL OCCUPANT LOAD EACH FLOOR (8TH-19TH FLOOR)			50

(SECTION RC1005.1)			
EXIT QUANTITY AND CAPACITY PROVIDED:			
EXIT TYPE	WIDTH	EGRESS WIDTH PER PERSON	EXIT OCCUPANCY
STAR A DOOR	36.0 IN.	0.2	180
STAR B DOOR	36.0 IN.	0.2	180
TOTAL EXIT DOOR CAPACITY			360
STAR A	45.0 IN.	0.3	150
STAR B	45.0 IN.	0.3	150
TOTAL EXIT STAIR CAPACITY			300



HEIGHT DIAGRAM
Scale: 1/8"=1'



KEY PLAN

NOTES:

- LEGEND:
- 2 HR. RATED FIRE SEPARATION
 - 3 HR. RATED FIRE SEPARATION

VERTICAL GUIDE TRACK
ANCHOR INSTALLED IN BUILDING
FACADE FOR INTERMITTENT
STABILIZATION OF SUSPENDED
PLATFORM.

APPROXIMATE LOCATION OF
STAINLESS STEEL BUILDING
ANCHOR INSTALLED IN BUILDING
FACADE FOR INTERMITTENT
STABILIZATION OF SUSPENDED
PLATFORM.

NOT FOR CONSTRUCTION

10/06/2017 ISSUED FOR DOB
09/15/2017 90% CD SET AND #3
06/02/2017 65% CD SET
03/04/2017 50% CD SET
03/10/2017 ISSUED FOR DOB
03/01/2017 ISSUED FOR DOB
02/14/2017 ISSUED FOR DOB
01/07/2017 SUPERSTRUCTURE SET
01/05/2017 ISSUED FOR DOB
11/01/2016 100% DO FOUNDATION HD SET
10/12/2016 ISSUED FOR DOB
05/09/2016 ISSUED FOR DOB
02/05/2016 DOB FILING SET

Number: Date: Revision:

Project:
City View Tower at Court Square
23-15 44th Drive
Long Island City, NY 11101

Client:
Cityview Tower LLC
112-15 NORTHERN BLVD, CF-2
CORONA, NY 11368
(718) 321-8652

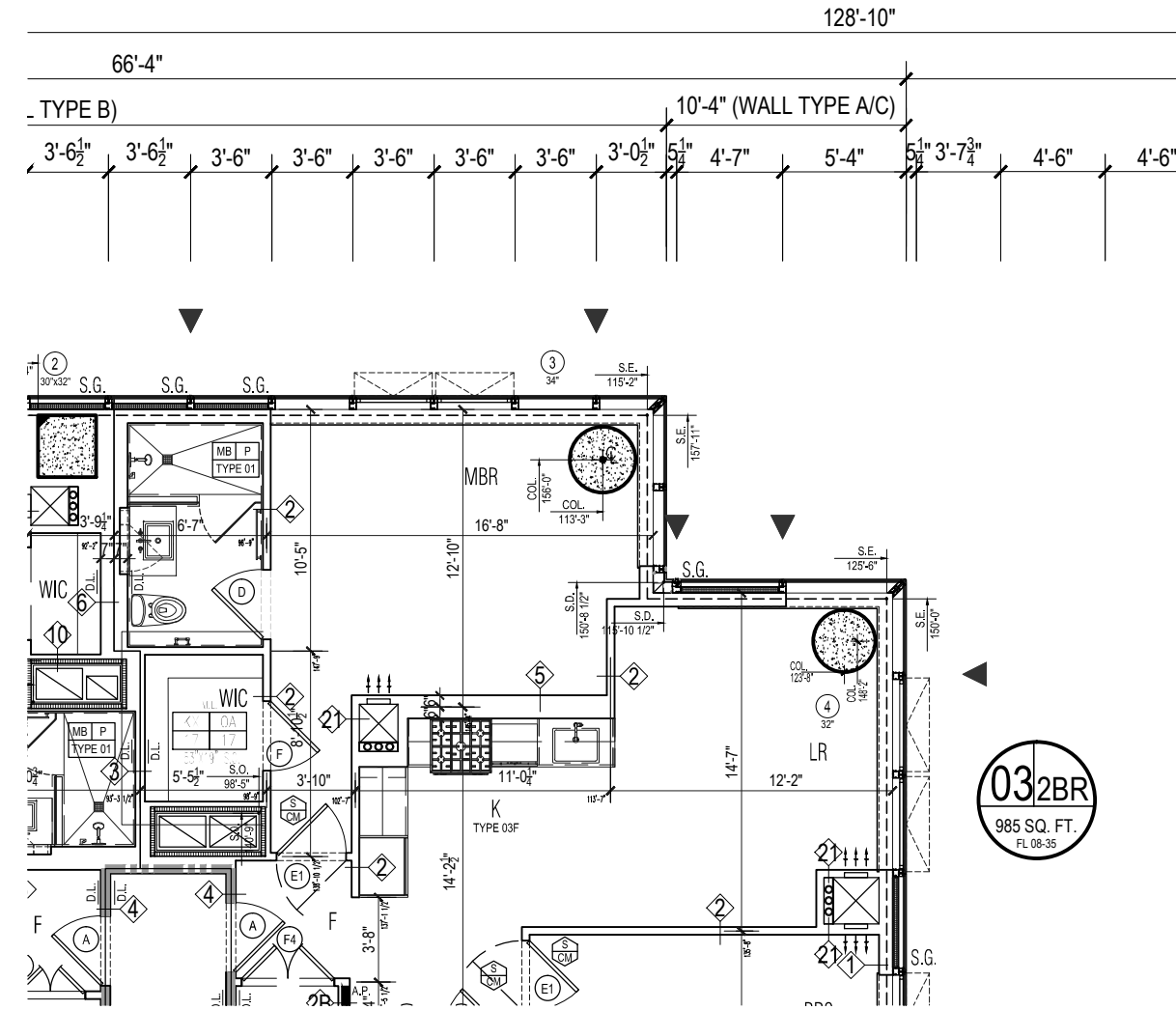
Architect:
HILL | WEST
ARCHITECTS
11 BROADWAY
17TH FLOOR
NEW YORK, NY 10004
T. 212 213 8007

Consultant:
DESIMONE CONSULTING ENGINEERS
140 Broadway 25th Floor
New York, NY, 10005
(212) 532-2211
Cosentini Associates
Two Pennsylvania Plaza, 3rd FL.
New York, NY 10121
(212) 615-3600
Whitehall
11 Broadway, 17th Floor
New York, NY 10004
(212) 908-4940

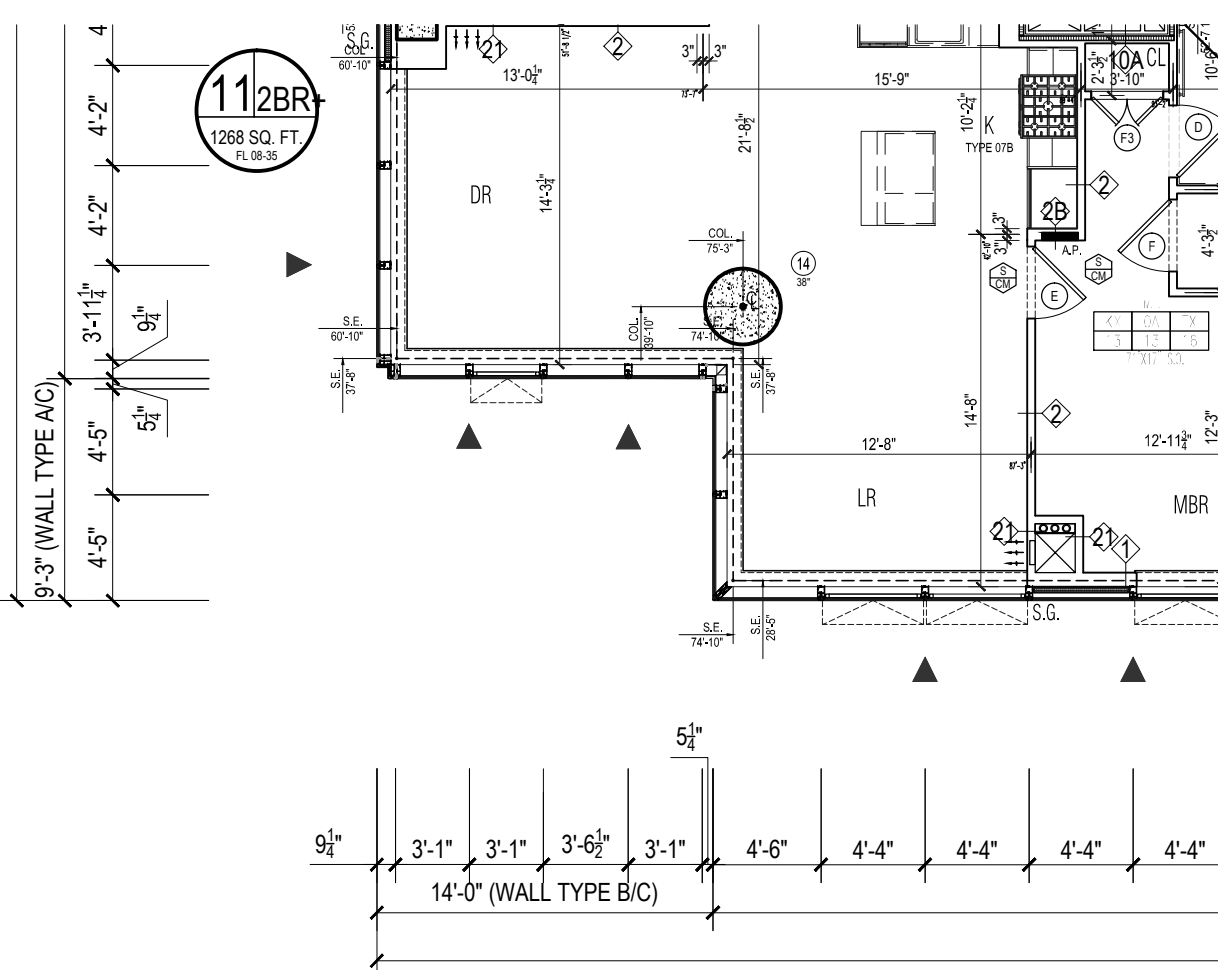
DOB STAMPS & SIGNATURES:

DWG TITLE:
8TH-19TH FLOORS PLAN
(LOWER LEVEL)

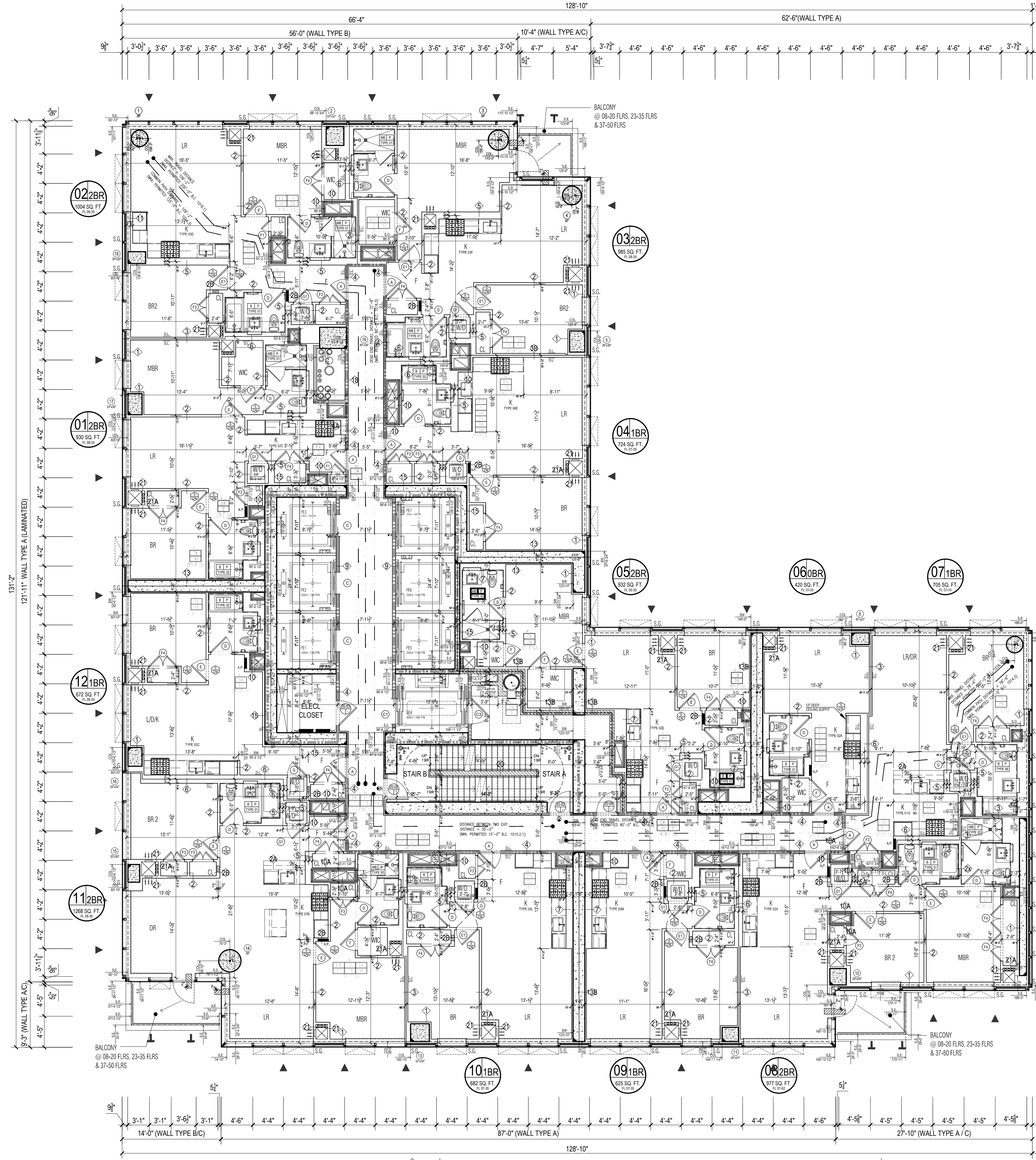
SEAL & SIGNATURE:
REGISTERED ARCHITECT
PROJECT #
DATE: 10/06/2017
PROJECT # 15412
SCALE: 1/8"=1'-0"
A-108.00
DWG NO.



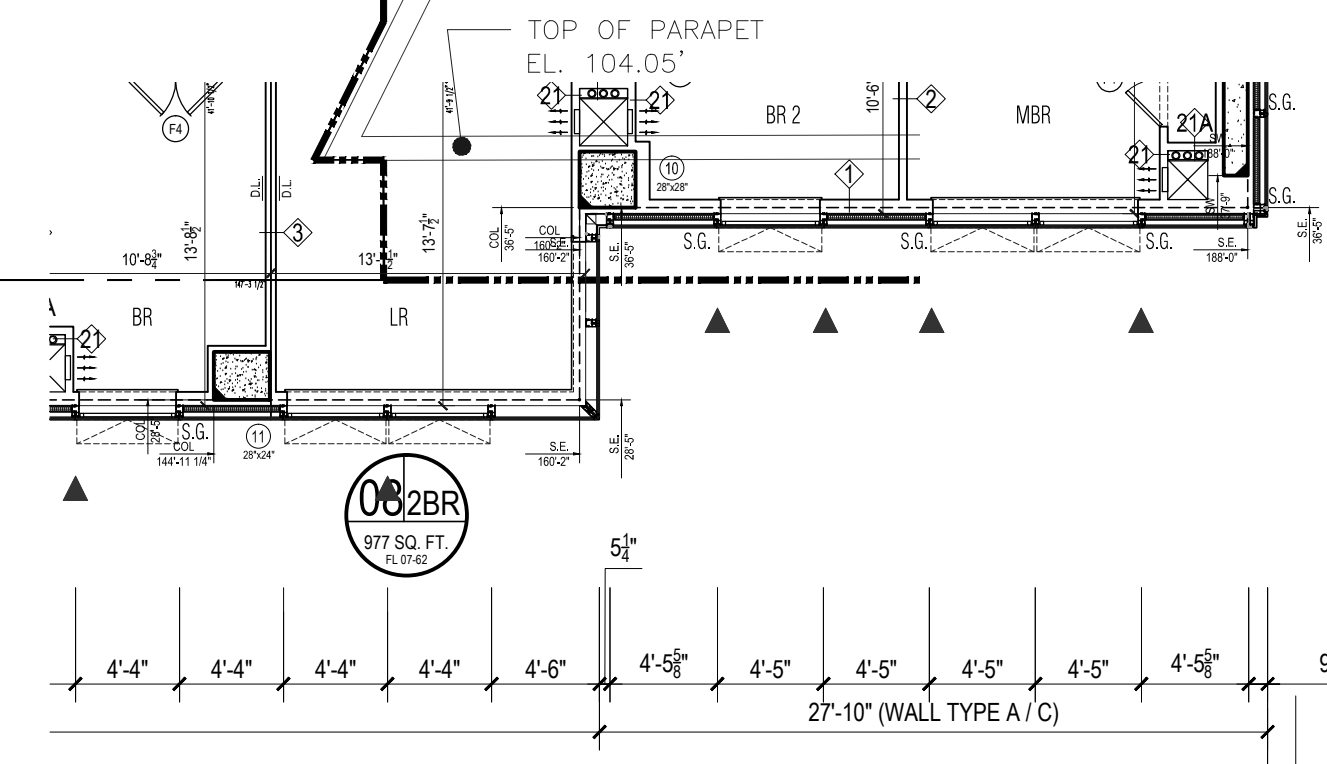
3 NE CORNER @ 20TH&21ST FLRS (PARTIAL)
Scale: 1/8"=1'



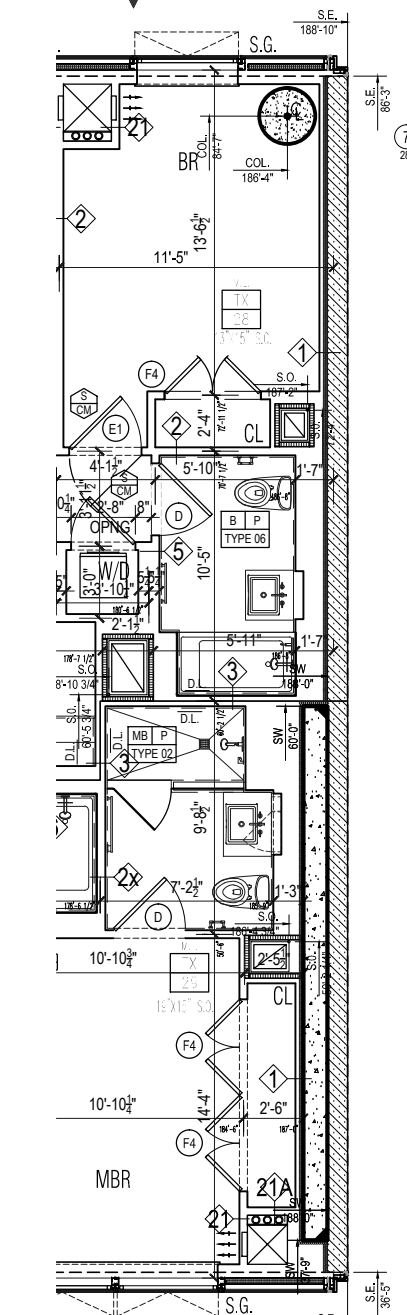
2 SW CORNER @ 20TH&21ST FLRS (PARTIAL)
Scale: 1/8"=1'



1 21ST -35TH FLOOR PLAN
Scale: 1/8"=1'



2 SE CORNER @ 20&21 FLOORS (PARTIAL)
Scale: 1/8"=1'



2 20TH FLOOR-PARTIAL
Scale: 1/8"=1'

Apt. Light & Air Calculations 20-34th Floor (9'10" Height)

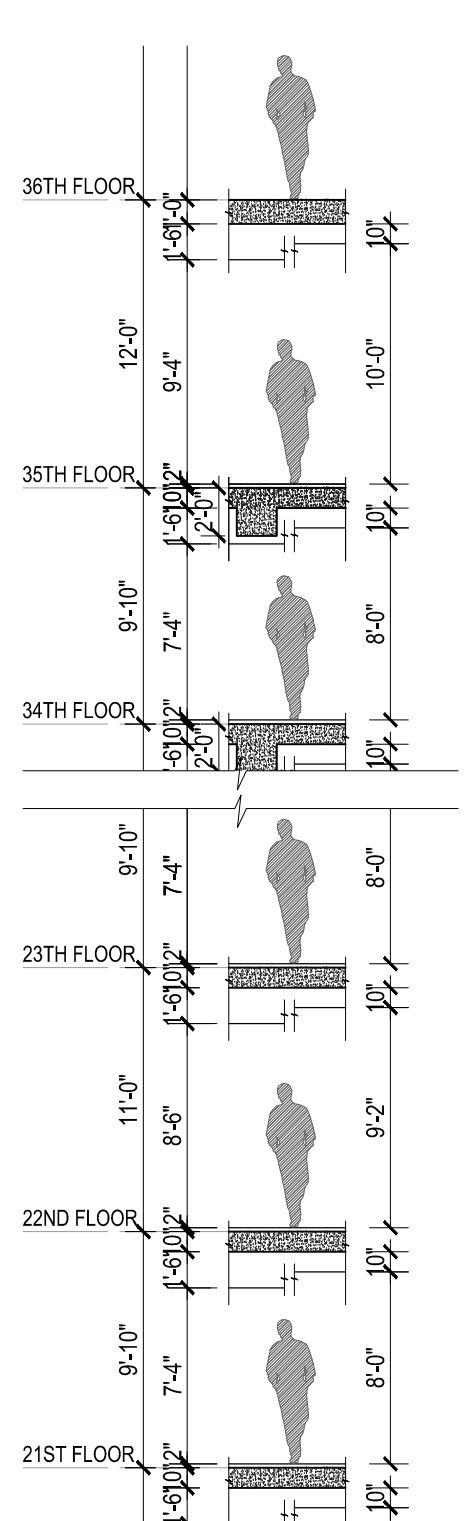
UNIT	ROOM	HABITABLE AREA (Sq Ft)	10% LIGHT REQUIREMENT (Sq Ft)	LIGHT PROVIDED (Sq Ft)	5% AIR REQUIREMENT (Sq Ft)	AIR PROVIDED (Sq Ft)
01	LR	583.22	58.32	284.09	29.16	36.79
	BR1	146.57	14.66	49.54	7.33	9.45
	BR2	112.01	11.20	47.34	5.60	9.28
02	LR	193.82	19.38	47.34	9.69	18.56
	BR1	106.43	10.64	47.34	5.32	9.28
03	LR	165.81	16.58	47.34	8.29	9.28
	BR1	125.16	12.52	21.55	6.26	9.28
	BR2	107.99	10.80	47.34	5.40	9.28
04	LR	233.93	23.39	147.12	11.70	18.56
	BR1	146.94	14.69	56.91	7.35	17.23
	BR2	109.37	10.94	47.34	5.47	9.28
05	LR	212.40	21.24	115.30	10.62	18.73
	BR1	173.67	17.37	134.11	8.68	25.51
	BR2	126.62	12.66	21.08	6.33	9.36
06	LR	233.30	23.33	70.52	11.67	18.73
	BR1	137.98	13.80	48.44	6.90	9.36
07	LR	224.60	22.46	41.51	11.23	18.23
	BR1	153.25	15.33	22.08	7.66	9.36
	BR2	105.17	10.52	51.74	5.26	9.61
08	STUDIO	157.06	15.71	51.74	7.85	9.24
09	LR	281.25	28.13	47.36	14.06	19.23
	BR1	154.59	15.46	23.68	7.73	9.61
10	LR	272.16	27.22	183.44	13.61	27.17
	BR1	138.95	13.80	46.29	6.95	19.05
	BR2	97.67	9.77	23.15	4.88	9.53
11	LR	223.58	22.36	45.23	11.18	18.89
	BR1	121.62	12.16	22.62	6.08	9.45
12	LR	257.64	25.76	45.23	12.88	18.49
	BR1	120.52	12.05	22.62	6.03	9.45

20TH THRU 35TH FLOOR OCCUPANT LOAD CALCULATIONS

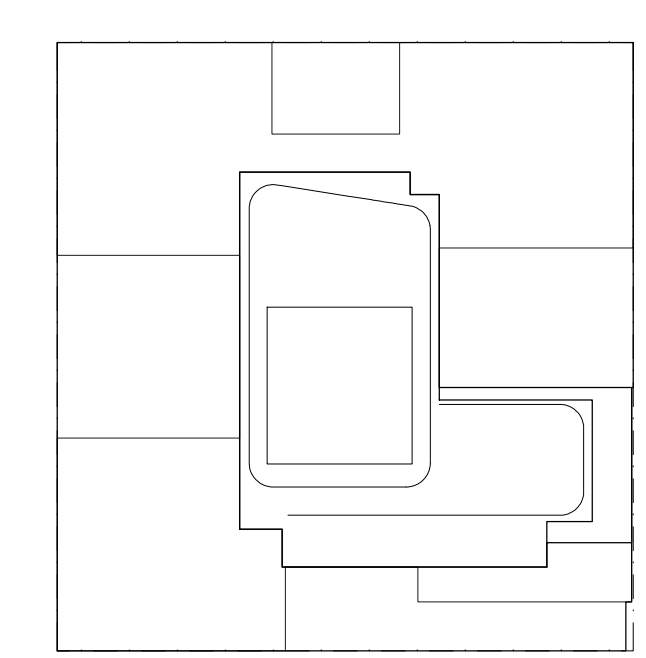
ROOM	OCCUPANCY CLASS	GROSS AREA PER OCCUPANT (TABLE 1004.1)	OCCUPANT LOAD
UNIT 01	R	1270	6
UNIT 02	R	665	3
UNIT 03	R	918	5
UNIT 04	R	1020	5
UNIT 05	R	991	5
UNIT 06	R	715	4
UNIT 07	R	934	5
UNIT 08	R	417	2
UNIT 09	R	722	4
UNIT 10	R	984	5
UNIT 11	R	630	3
UNIT 12	R	669	3
(EACH FLOOR) TOTAL OCCUPANT LOAD			60
TOTAL OCCUPANT LOAD EACH FLOOR (20TH-35TH FLOOR)			50

(SECTION 8C1005.1)

EXIT TYPE	WIDTH	EGRESS WIDTH PER PERSON	EXIT OCCUPANCY
STAIR A DOOR	36.0 IN.	0.2	180
STAIR B DOOR	36.0 IN.	0.2	180
TOTAL EXIT DOOR CAPACITY			360
STAIR A	45.0 IN.	0.3	150
STAIR B	45.0 IN.	0.3	150
TOTAL EXIT STAIR CAPACITY			300



Scale: 1/8"=1'



KEY PLAN

NOTES:

LEGEND:
 ■■■■ 2 HR. RATED FIRE SEPARATION
 ■■■■ 3 HR. RATED FIRE SEPARATION

NOT FOR CONSTRUCTION

10/06/2017	ISSUED FOR DOB
09/19/2017	90% CD SET AND #3
06/02/2017	65% CD SET
03/04/2017	50% CD SET
03/10/2017	ISSUED FOR DOB
03/01/2017	ISSUED FOR DOB
02/14/2017	ISSUED FOR DOB
01/07/2017	SUPERSTRUCTURE SET
01/05/2017	ISSUED FOR DOB
11/11/2016	100% DOB FOUNDATION HD SET
10/12/2016	ISSUED FOR DOB
05/08/2016	ISSUED FOR DOB
02/05/2016	DOB FILING SET

Number: Date Revision:

Project:
City View Tower at Court Square
 23-15 44th Drive
 Long Island City, NY 11101

Client:
Cityview Tower LLC
 112-15 NORTHERN BLVD, CF-2
 CORONA, NY 11368
 (718) 321-8652

Architect:
HILL | WEST
 ARCHITECTS
 11 BROADWAY
 17TH FLOOR
 NEW YORK, NY 10004
 T. 212 213 8007

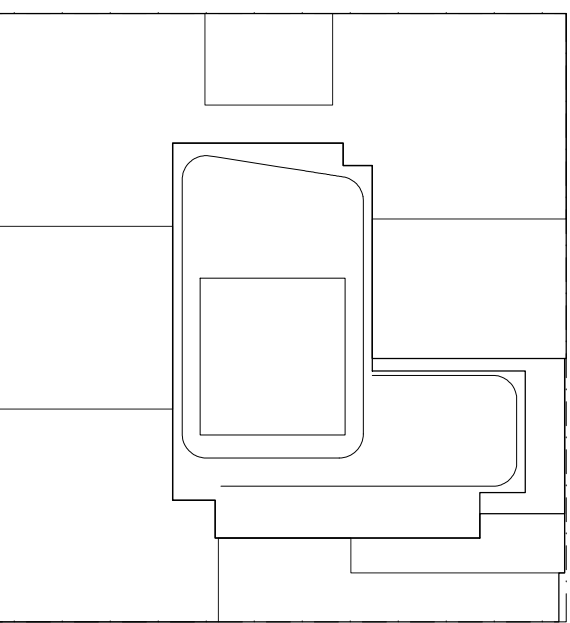
Consultant:
DESIMONE CONSULTING ENGINEERS
 140 Broadway 25th Floor
 New York, NY, 10005
 (212) 532-2211
Cosentini Associates
 Two Pennsylvania Plaza, 3rd FL.
 New York, NY 10121
 (212) 615-3600
Whitehall
 11 Broadway, 17th Floor
 New York, NY 10004
 (212) 908-4940

DOB STAMPS & SIGNATURES:

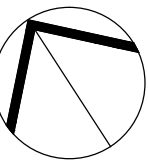
DWG TITLE:
 20TH-35TH FLOOR PLANS
 (LOWER LEVEL)

SEAL & SIGNATURE: REGISTERED ARCHITECT RED STEPHEN HILL NEW YORK	DATE: 10/06/2017 PROJECT #: 15412 SCALE: 1/8"=1'-0" DWG NO: A-109.00
---	---

HEIGHT DIAGRAM



KEY PLAN



NOTES:

- LEGEND:
- 2 HR. RATED FIRE SEPARATION
 - 3 HR. RATED FIRE SEPARATION

NOT FOR CONSTRUCTION

10/06/2017	ISSUED FOR DOB
09/15/2017	99A CD SET AND #3
06/02/2017	65A CD SET
03/04/2017	59A CD SET
03/10/2017	ISSUED FOR DOB
03/01/2017	ISSUED FOR DOB
02/14/2017	ISSUED FOR DOB
01/07/2017	SUPPERSTRUCTURE SET
01/05/2017	ISSUED FOR DOB
11/11/2016	100% DOB FOUNDATION HD SET
10/12/2016	ISSUED FOR DOB
05/09/2016	ISSUED FOR DOB
02/05/2016	DOB FILING SET

Number: Date: Revision:

Project:
City View Tower at Court Square
23-15 44th Drive
Long Island City, NY 11101

Client:
Cityview Tower LLC
112-15 NORTHERN BLVD, CF-2
CORONA, NY 11368
(718) 321-8652

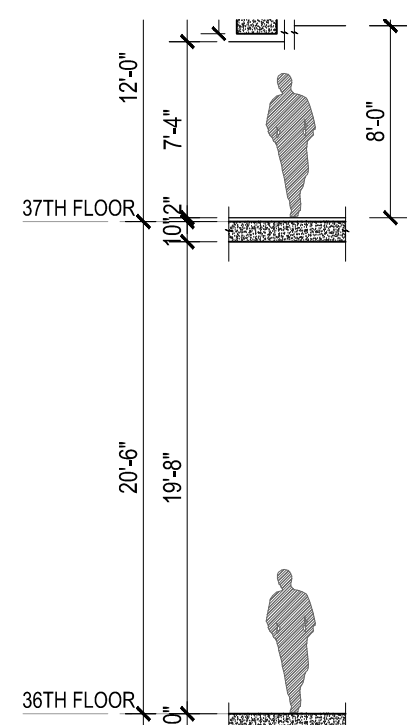
Architect:
HILL | WEST
ARCHITECTS
11 BROADWAY
17TH FLOOR
NEW YORK, NY 10004
T. 212 213 8007

Consultant:
DESIMONE CONSULTING ENGINEERS
140 Broadway 25th Floor
New York, NY, 10005
(212) 532-2211
Cosentini Associates
Two Pennsylvania Plaza, 3rd FL.
New York, NY 10121
(212) 615-3600
Whitehall
11 Broadway, 17th Floor
New York, NY 10004
(212) 908-4940

DOB STAMPS & SIGNATURES:

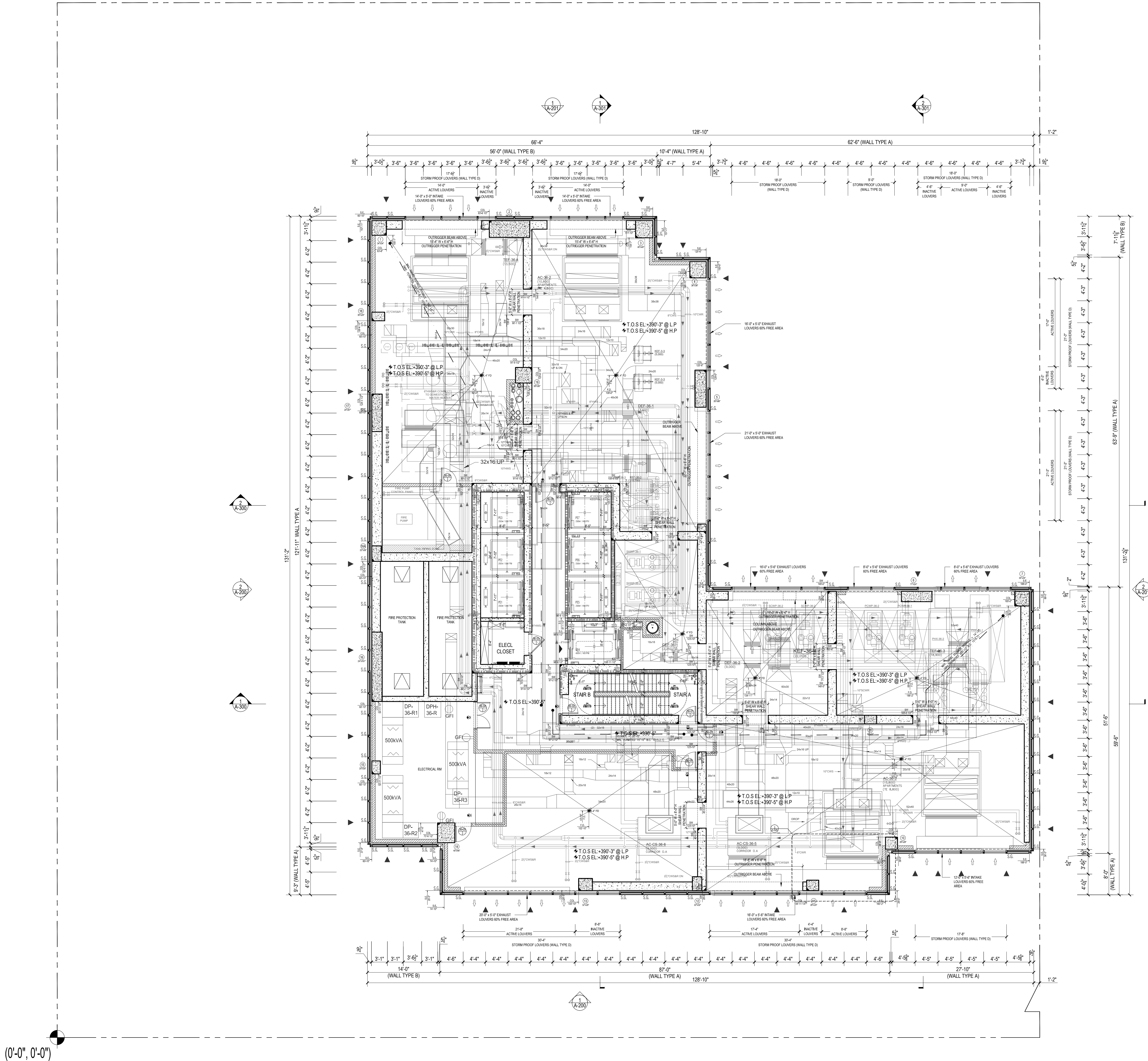
DWG TITLE:
36TH FLOOR PLAN (MECHANICAL LEVEL)

SEAL & SIGNATURE: PROJECT # 151212
DATE: 10/06/2017
SCALE: 1/8"=1'-0"
DWG NO. **A-110.00**



HEIGHT DIAGRAM

Scale: 1/8"=1'

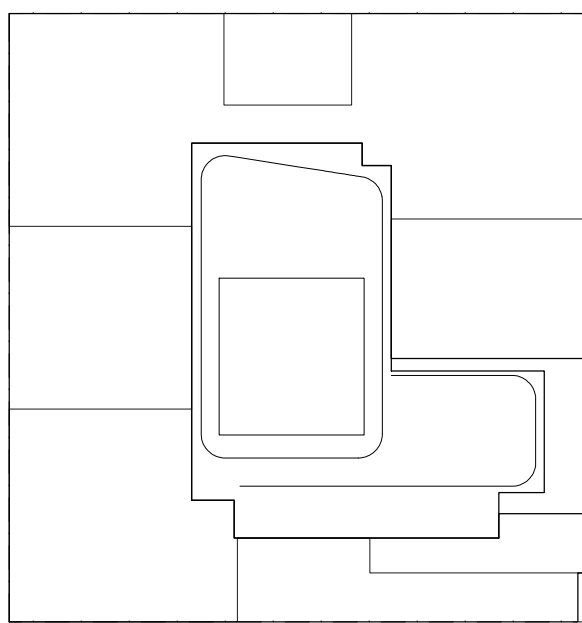


36TH FLOOR PLAN (MECHANICAL)

Scale: 1/8"=1'

1

(0'-0", 0'-0")



KEY PLAN

NOTES:

LEGEND:
2 HR. RATED FIRE SEPARATION
3 HR. RATED FIRE SEPARATION

NOT FOR CONSTRUCTION

10/06/2017	ISSUED FOR DOB
09/15/2017	99% CD SET AND #3
06/02/2017	65% CD SET
03/04/2017	50% CD SET
03/10/2017	ISSUED FOR DOB
03/01/2017	ISSUED FOR DOB
02/14/2017	ISSUED FOR DOB
01/07/2017	SUPPERSTRUCTURE SET
01/05/2017	ISSUED FOR DOB
11/11/2016	100% DOB FOUNDATION HD SET
10/12/2016	ISSUED FOR DOB
05/09/2016	ISSUED FOR DOB
02/05/2016	DOB FILING SET

Number: Date: Revision:

Project:
City View Tower at Court Square
23-15 44th Drive
Long Island City, NY 11101

Client:
Cityview Tower LLC
112-15 NORTHERN BLVD, CF-2
CORONA, NY 11368
(718) 321-8652

Architect:
HILL | WEST
ARCHITECTS
11 BROADWAY
17TH FLOOR
NEW YORK, NY 10004
T. 212 213 8007

Consultant:
DESIMONE CONSULTING ENGINEERS
140 Broadway 25th Floor
New York, NY, 10005
(212) 532-2211
Cosentini Associates
Two Pennsylvania Plaza, 3rd FL.
New York, NY 10121
(212) 615-3600
Whitehall
11 Broadway, 17th Floor
New York, NY 10004
(212) 908-4940

DOB STAMPS & SIGNATURES:

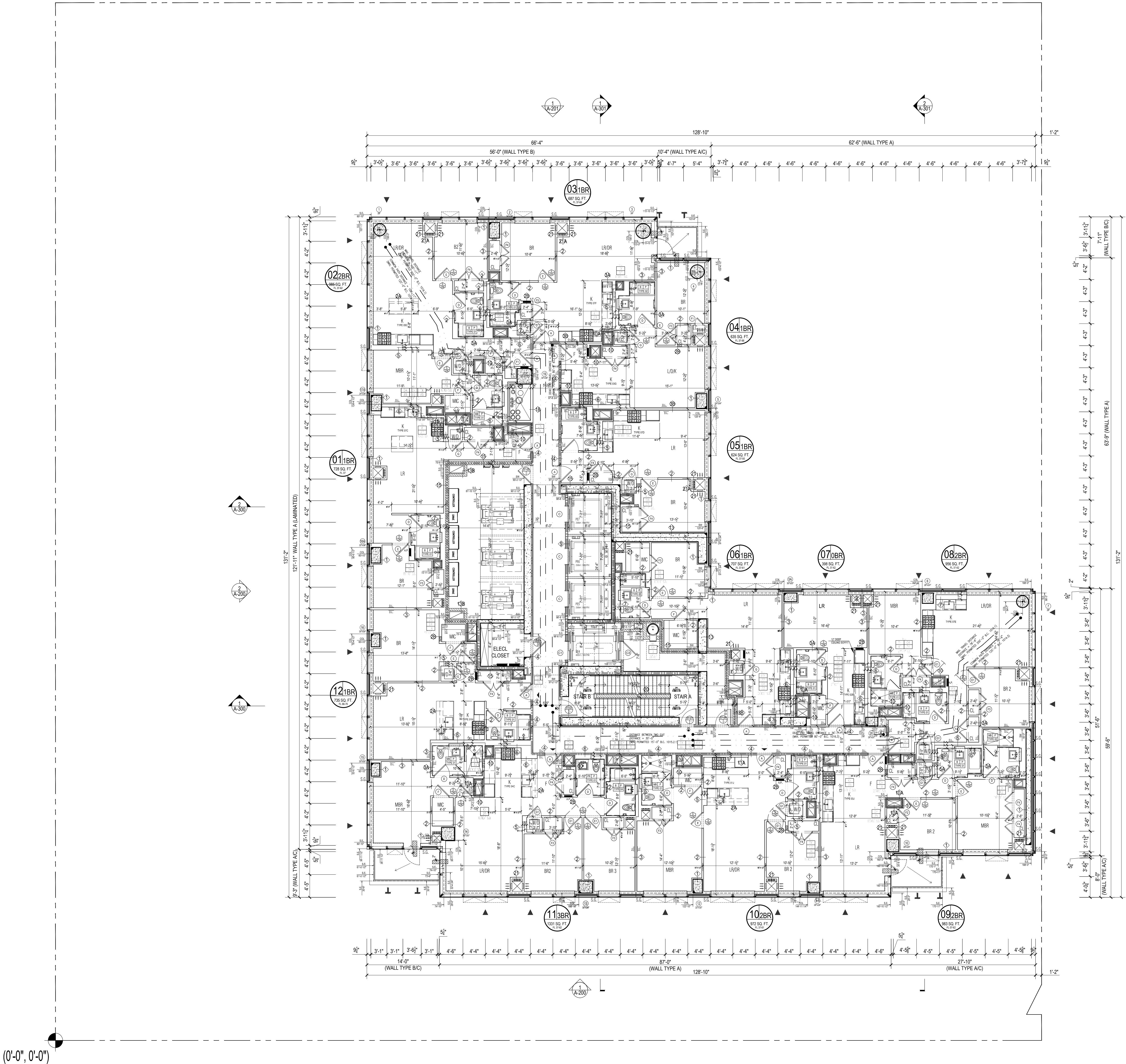
DWG TITLE:
37TH FLOOR PLAN
(HIGH LEVEL)

SEAL & SIGNATURE:
DATE: 10/06/2017
PROJECT # 15412
SCALE: 1/8" = 1'-0"
DWG NO. A-111.00

Apt. Light & Air Calculations 37th Floor (12'0" Height)					
UNIT	ROOM	HABITABLE AREA (Sq Ft)	10% LIGHT REQUIREMENT (Sq Ft)	LIGHT PROVIDED (Sq Ft)	5% AIR REQUIREMENT (Sq Ft)
01	LR	292.45	29.25	112.34	14.62
	BR1	190.29	19.03	147.61	9.51
	BR2	110.74	11.07	48.29	5.54
02	LR	243.96	24.40	41.98	12.20
	BR1	156.90	15.69	20.99	7.85
	BR2	217.69	21.77	92.30	10.88
03	LR	262.45	26.25	127.13	13.12
	BR1	133.59	13.36	46.15	6.68
	BR2	137.28	13.73	38.10	5.67
04	LR	278.16	27.82	130.74	13.91
	BR1	118.98	11.90	17.35	5.95
	BR2	225.32	22.53	43.01	11.77
05	LR	106.17	10.62	74.93	5.31
	BR1	166.19	16.62	43.01	8.31
	BR2	125.90	12.59	47.22	6.30
06	LR	240.30	24.03	66.86	12.02
	BR1	102.61	10.26	40.03	5.13
	BR2	102.61	10.26	40.03	5.13
07	LR	154.00	15.40	46.12	7.70
	BR1	254.53	25.45	129.07	12.73
	BR2	127.10	12.71	50.43	6.36
08	LR	96.49	9.65	58.83	4.82
	BR1	272.68	27.27	112.83	13.63
	BR2	138.96	13.90	49.36	6.95
09	LR	97.67	9.77	26.82	4.88
	BR1	270.83	27.08	44.05	13.54
	BR2	136.52	13.65	44.05	6.82
10	LR	105.67	10.57	22.02	5.28
	BR1	105.67	10.57	22.02	5.28
	BR2	105.67	10.57	22.02	5.28

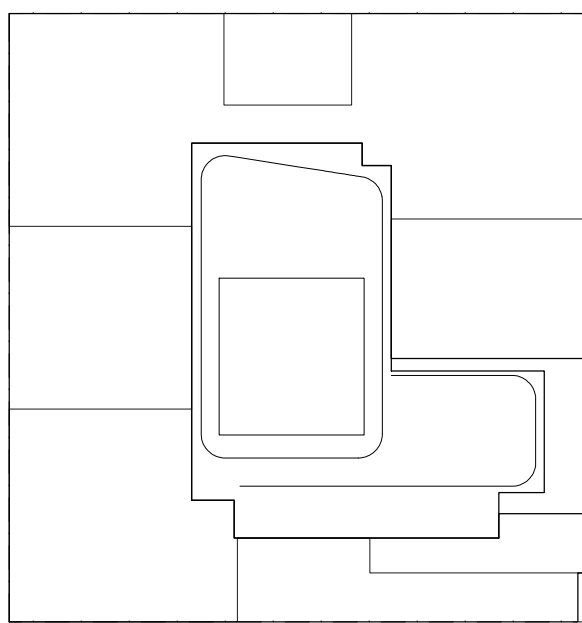
37TH FLOOR OCCUPANT LOAD CALCULATIONS			
ROOM	OCCUPANCY CLASS	GROSS AREA PER OCCUPANT (TABLE 1004.1)	OCCUPANT LOAD
UNIT 01	R	1313	200
UNIT 02	R	753	200
UNIT 03	R	726	200
UNIT 04	R	983	200
UNIT 05	R	684	200
UNIT 06	R	643	200
UNIT 07	R	623	200
UNIT 08	R	709	200
UNIT 09	R	401	200
UNIT 10	R	962	200
UNIT 11	R	975	200
UNIT 12	R	973	200
(EACH FLOOR) TOTAL OCCUPANT LOAD			49
TOTAL OCCUPANT LOAD AT 37TH FLOOR			49

(SECTION RC1006.1)			
EXIT TYPE	WIDTH	EGRESS WIDTH PER PERSON	EXIT OCCUPANCY
STAR A DOOR	36.0 IN.	0.2	180
STAR B DOOR	36.0 IN.	0.2	180
TOTAL EXIT DOOR CAPACITY			360
STAR A	45.0 IN.	0.3	150
STAR B	45.0 IN.	0.3	150
TOTAL EXIT STAR CAPACITY			300



1 37TH FLOOR PLAN
Scale: 1/8" = 1'

HEIGHT DIAGRAM
Scale: 1/8" = 1'



KEY PLAN

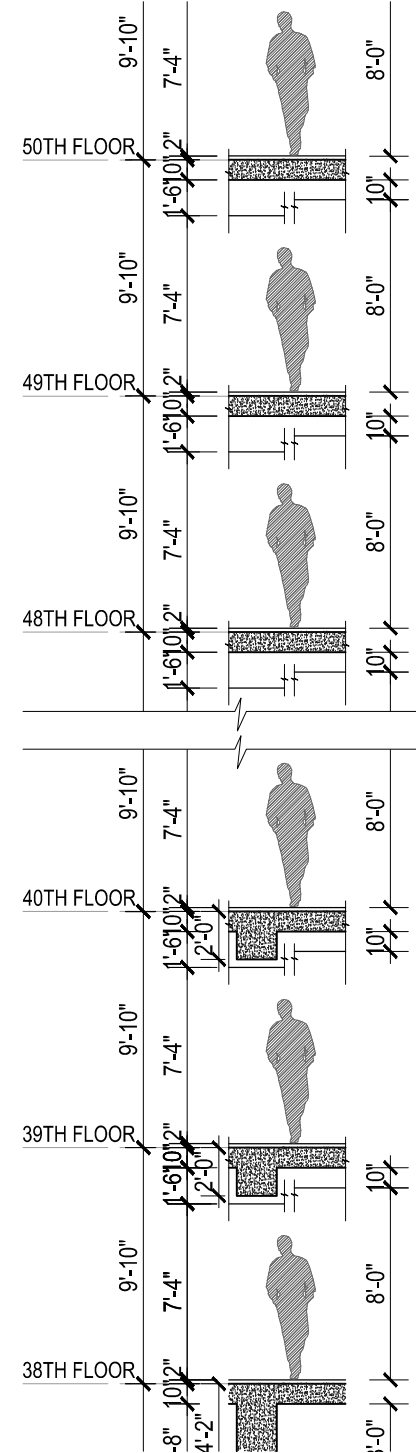
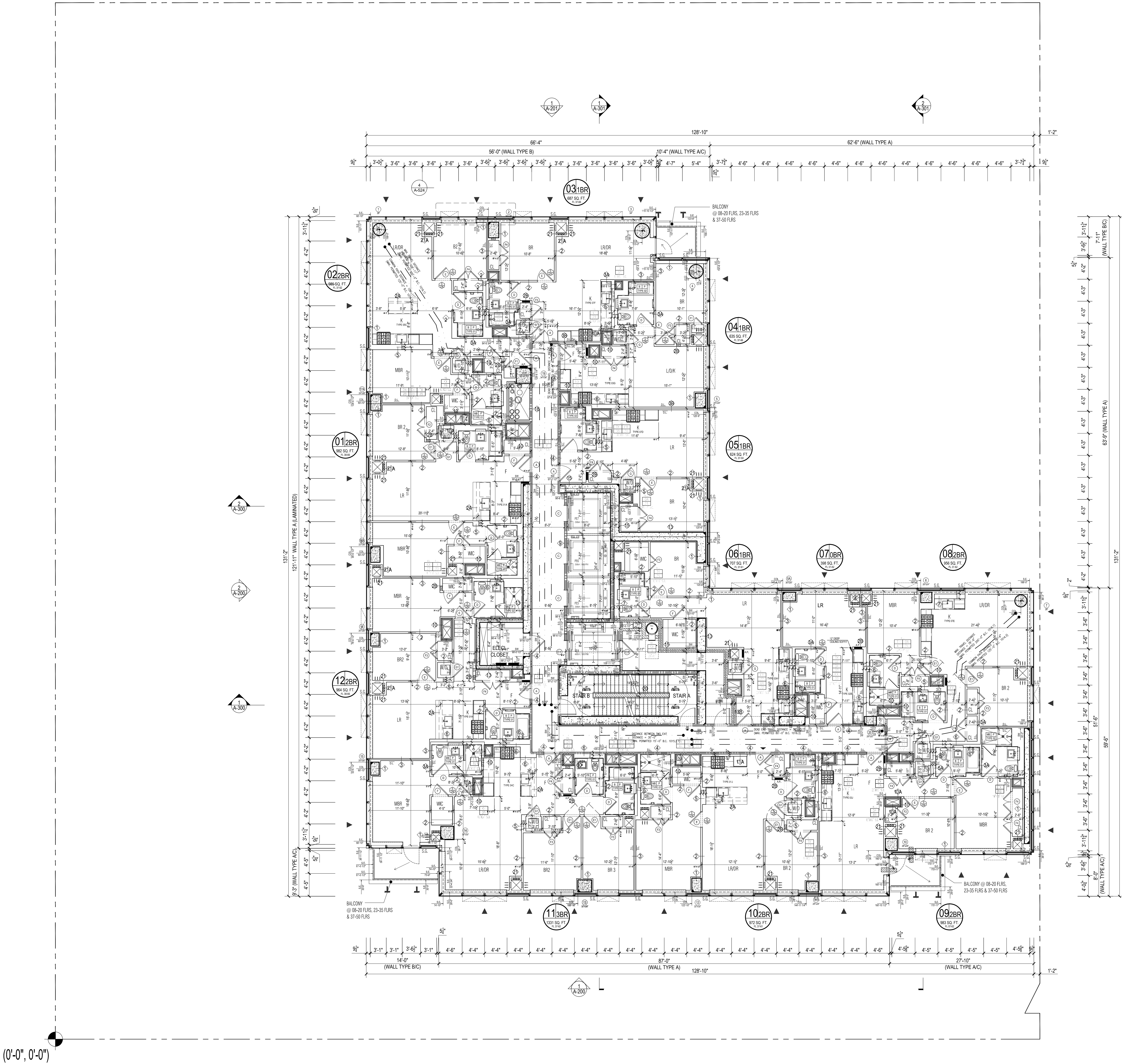
NOTES:

LEGEND:
2 HR. RATED FIRE SEPARATION
3 HR. RATED FIRE SEPARATION

Apt. Light & Air Calculations 38-49th Floor (9'10" Height)					
UNIT	ROOM	HABITABLE AREA (Sq Ft)	10% LIGHT REQUIREMENT (Sq Ft)	LIGHT PROVIDED (Sq Ft)	5% AIR REQUIREMENT (Sq Ft)
01	LR	292.45	29.25	115.23	14.62
	BR1	190.29	19.03	151.36	9.51
	BR2	110.74	11.07	49.54	5.54
02	LR	228.96	22.90	43.10	11.45
	BR1	113.14	11.31	21.55	5.66
	BR2	111.01	11.10	47.34	5.55
03	LR	298.39	29.84	43.10	14.92
	BR1	113.63	11.36	47.34	6.38
	BR2	108.14	10.81	21.55	5.41
04	LR	262.45	26.25	130.39	13.12
	BR1	137.28	13.73	47.34	6.86
	BR2	113.39	11.34	39.08	5.67
05	LR	278.15	27.82	134.11	13.91
	BR1	118.98	11.90	17.83	5.95
	BR2	235.32	23.53	44.17	11.77
06	LR	106.17	10.62	74.80	5.31
	BR1	171.21	17.12	44.17	8.56
	BR2	132.59	13.26	46.44	6.63
07	LR	240.31	24.03	68.62	12.02
	BR1	102.61	10.26	41.07	5.13
	BR2	96.49	9.65	60.34	4.82
08	LR	272.69	27.27	115.77	13.63
	BR1	138.96	13.90	50.64	6.95
	BR2	97.64	9.76	27.49	4.88
09	LR	270.83	27.08	45.23	13.54
	BR1	136.32	13.63	45.23	6.82
	BR2	105.67	10.57	22.62	5.28

38TH THRU 49TH FLOOR OCCUPANT LOAD CALCULATIONS			
ROOM	OCCUPANCY CLASS	GROSS AREA PER OCCUPANT (TABLE 1004.1)	OCCUPANT LOAD
UNIT 01	R	1313	200
UNIT 02	R	980	200
UNIT 03	R	973	200
UNIT 04	R	983	200
UNIT 05	R	684	200
UNIT 06	R	643	200
UNIT 07	R	623	200
UNIT 08	R	709	200
UNIT 09	R	401	200
UNIT 10	R	962	200
UNIT 11	R	975	200
UNIT 12	R	973	200
(EACH FLOOR) TOTAL OCCUPANT LOAD			51
TOTAL OCCUPANT LOAD AT EACH FLOOR (38TH - 50TH FLOOR)			51

(SECTION BC1005.1)			
EXIT TYPE	EXIT QUANTITY AND CAPACITY PROVIDED	EXIT OCCUPANCY	EXIT
STAIR A DOOR	36.0 IN. 0.2	180	
STAIR B DOOR	36.0 IN. 0.2	180	
TOTAL EXIT DOOR CAPACITY			360
STAIR A	45.0 IN. 0.3	150	
STAIR B	45.0 IN. 0.3	150	
TOTAL EXIT STAIR CAPACITY			300



1 38TH -50TH FLOOR PLAN
Scale: 1/8"=1'

HEIGHT DIAGRAM
Scale: 1/8"=1'

NOT FOR CONSTRUCTION

10/08/2017 ISSUED FOR DOB
09/15/2017 99% CD SET AND #3
06/02/2017 65% CD SET
03/04/2017 50% CD SET
03/10/2017 ISSUED FOR DOB
03/01/2017 ISSUED FOR DOB
02/14/2017 ISSUED FOR DOB
01/07/2017 SUPERSTRUCTURE SET
01/05/2017 ISSUED FOR DOB
11/11/2016 100% DO FOUNDATION HD SET
10/12/2016 ISSUED FOR DOB
05/08/2016 ISSUED FOR DOB
02/05/2016 DOB FILING SET

Number: Date: Revision:
Project:
City View Tower at Court Square
23-15 44th Drive
Long Island City, NY 11101
Client:
Cityview Tower LLC
112-15 NORTHERN BLVD, CF-2
CORONA, NY 11368
(718) 321-8652

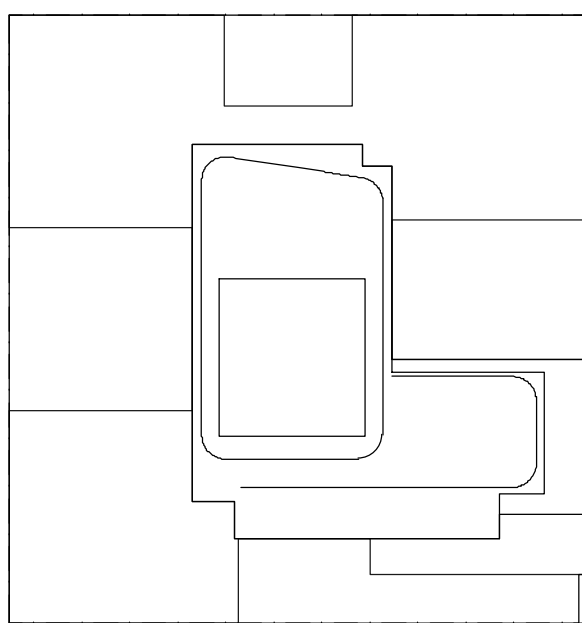
Architect:
HILL | WEST
ARCHITECTS
11 BROADWAY
17TH FLOOR
NEW YORK, NY 10004
T. 212 213 8007

Consultant:
DESIMONE CONSULTING ENGINEERS
140 Broadway 25th Floor
New York, NY, 10005
(212) 532-2211
Cosentini Associates
Two Pennsylvania Plaza, 3rd FL.
New York, NY 10121
(212) 615-3600
Whitehall
11 Broadway, 17th Floor
New York, NY 10004
(212) 908-4940

DOB STAMPS & SIGNATURES:

DWG TITLE:
38TH-50TH FLOOR PLANS
(HIGH LEVEL)

SEAL & SIGNATURE: RED STEPHEN ARCHITECTS DATE: 10/08/2017 PROJECT #: 15412 SCALE: 1/8"=1'-0" DWG NO: A-112.00



KEY PLAN

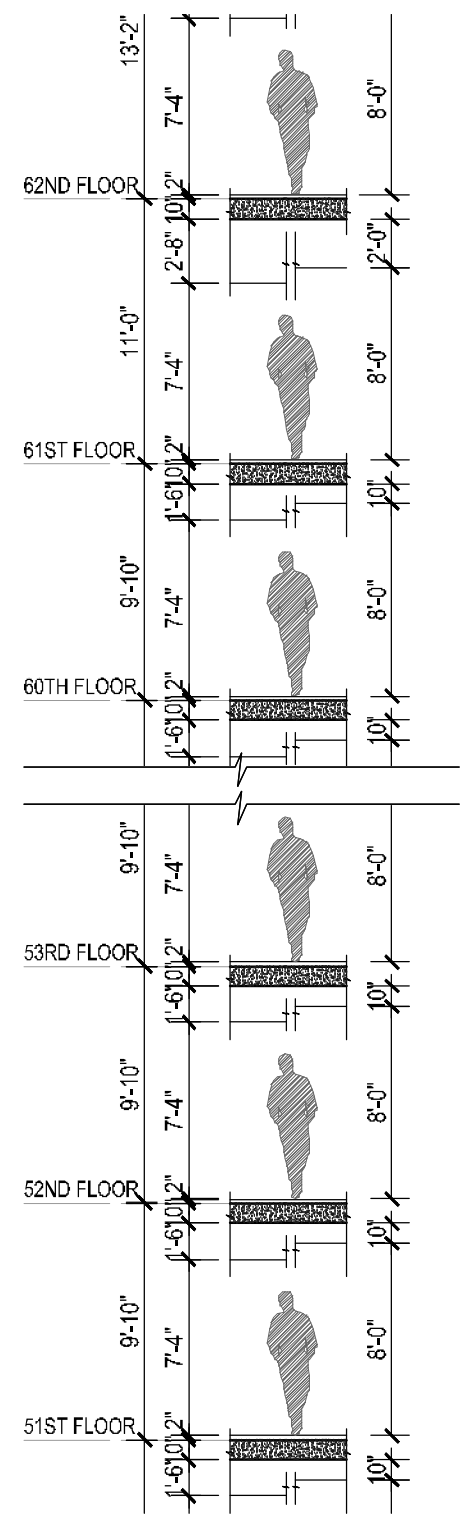
NOTES:

LEGEND:
2 HR. RATED FIRE SEPARATION
3 HR. RATED FIRE SEPARATION

Apt. Light & Air Calculations 50-60th Floor (9'10" Height)					
UNIT	ROOM	HABITABLE AREA (Sq Ft)	10% LIGHT REQUIREMENT (Sq Ft)	LIGHT PROVIDED (Sq Ft)	% AIR REQUIREMENT (Sq Ft)
01	LR	292.45	29.25	115.23	14.62
	BR1	190.29	19.03	153.36	9.51
	BR2	110.74	11.07	49.54	5.54
02	LR	228.96	22.90	43.10	11.45
	BR1	113.14	11.31	21.55	5.66
	BR2	111.01	11.10	47.34	5.55
03	LR	298.39	29.84	43.10	14.92
	BR1	131.63	13.16	47.34	6.58
	BR2	108.14	10.81	21.55	5.41
04	LR	262.45	26.25	130.39	13.12
	BR1	137.28	13.73	47.34	6.86
	BR2	113.39	11.34	39.08	5.67
05	LR	278.15	27.82	134.11	13.91
	BR1	118.98	11.90	17.83	5.95
	BR2	235.32	23.53	44.17	11.77
06	LR	106.17	10.62	74.80	5.31
	BR1	171.21	17.12	44.17	8.56
	BR2	132.50	13.25	48.44	6.63
07	LR	240.31	24.03	68.62	12.02
	BR1	102.61	10.26	41.07	5.13
	BR2	137.69	13.77	115.77	13.63
08	LR	294.54	29.45	113.38	12.73
	BR1	127.11	12.71	51.74	6.36
	BR2	96.49	9.65	60.34	4.82
09	LR	277.69	27.77	115.77	13.63
	BR1	138.96	13.90	50.64	6.95
	BR2	97.54	9.75	27.49	4.89
10	LR	270.83	27.08	45.23	13.54
	BR1	136.32	13.63	45.23	6.82
	BR2	106.67	10.67	22.62	5.28

60TH THRU 61ST FLOOR OCCUPANT LOAD CALCULATIONS			
ROOM	OCCUPANCY CLASS	GROSS AREA (TABLE 1004.1)	OCCUPANT LOAD
UNIT 01	R	1313	200
UNIT 02	R	960	200
UNIT 03	R	973	200
UNIT 04	R	983	200
UNIT 05	R	604	200
UNIT 06	R	643	200
UNIT 07	R	632	200
UNIT 08	R	709	200
UNIT 09	R	401	200
UNIT 10	R	962	200
UNIT 11	R	975	200
UNIT 12	R	973	200

(SECTION 80106.1)			
EXIT TYPE	EXIT QUANTITY AND CAPACITY PROVIDED	EXIT OCCUPANCY	
STAIR A DOOR	36.0 IN. 0.2	180	
STAIR B DOOR	36.0 IN. 0.2	180	
TOTAL EXIT DOOR CAPACITY		360	
STAIR A	45.0 IN. 0.3	180	
STAIR B	45.0 IN. 0.3	180	
TOTAL EXIT STAIR CAPACITY		360	



HEIGHT DIAGRAM

Scale: 1/8"=1'

51ST -61ST FLOOR PLAN

Scale: 1/8"=1'

NOT FOR CONSTRUCTION

10/06/2017 ISSUED FOR DOB
09/10/2017 90% CD SET AND #3
04/05/2017 60% CD SET
03/04/2017 90% CD SET
03/07/2017 ISSUED FOR DOB
03/01/2017 ISSUED FOR DOB
02/14/2017 ISSUED FOR DOB
01/07/2017 SUPERSTRUCTURE SET
01/05/2017 ISSUED FOR DOB
11/11/2016 100% EXISTING/NEW/REPAIR SET
10/12/2016 ISSUED FOR DOB
05/09/2016 ISSUED FOR DOB
02/05/2016 DOB FILING SET

Number: Date: Revision:

Project:
City View Tower at
Court Square
23-15 44th Drive
Long Island City, NY 11101

Client:
Cityview Tower LLC
112-15 NORTHERN BLVD, CF-2
CORONA, NY 11368
(718) 321-8652

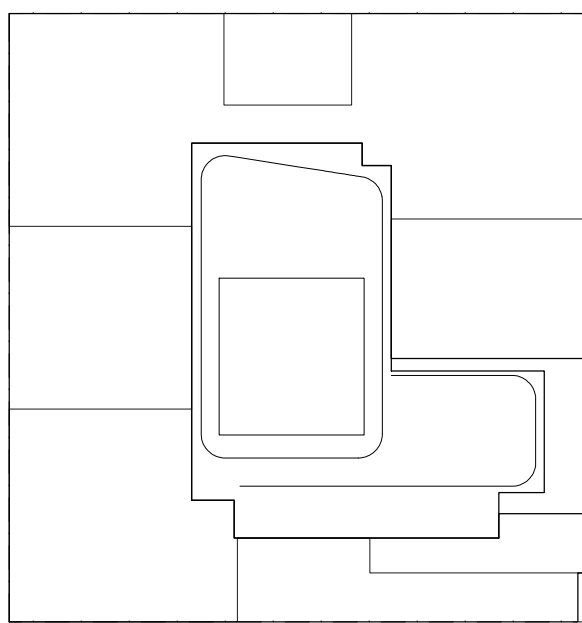
Architect:
HILL | WEST
ARCHITECTS
11 BROADWAY
17TH FLOOR
NEW YORK, NY 10004
T. 212 213 8007

Consultant:
DESIMONE
CONSULTING ENGINEERS
140 Broadway 25th Floor
New York, NY, 10005
(212) 532-2211
Cosentini Associates
Two Pennsylvania Plaza, 3rd FL.
New York, NY 10121
(212) 615-3600
Whitehall
11 Broadway, 17th Floor
New York, NY 10004
(212) 908-4940

DOB STAMPS & SIGNATURES:

DWG TITLE:
51ST-61ST FLOOR PLANS
(HIGH LEVEL)

SEAL & SIGNATURE:
DATE: 10/06/2017
PROJECT # 15412
SCALE: 1/8"=1'-0"
A-113.00
DWG NO. 033 OF 105



KEY PLAN

NOTES:

LEGEND:
2 HR. RATED FIRE SEPARATION
3 HR. RATED FIRE SEPARATION

Apt. Light & Air Calculations 61st Floor (12'0" Height)					
UNIT	ROOM	HABITABLE AREA (Sq Ft)	10% LIGHT REQUIREMENT (Sq Ft)	LIGHT PROVIDED (Sq Ft)	5% AIR REQUIREMENT (Sq Ft)
01	LR	292.45	29.25	112.34	14.62
	BR1	190.29	19.03	147.61	9.51
	BR2	110.74	11.07	48.29	5.54
02	LR	227.03	22.70	41.98	11.35
	BR1	113.14	11.31	46.15	5.66
	BR2	111.01	11.10	20.99	5.55
03	LR	298.35	29.84	41.98	14.92
	BR1	113.63	11.36	20.99	6.58
	BR2	108.14	10.81	20.99	5.41
04	LR	262.45	26.25	127.13	13.12
	BR1	137.28	13.73	46.15	6.86
	BR2	113.39	11.34	36.10	5.67
05	LR	278.15	27.82	133.88	13.91
	BR1	118.98	11.90	17.36	5.95
	BR2	118.98	11.90	17.36	5.95
06	LR	235.32	23.53	43.01	11.77
	BR1	106.17	10.62	128.78	5.31
	BR2	113.39	11.34	43.01	8.56
07	LR	132.60	13.26	47.22	6.63
	BR1	132.60	13.26	47.22	6.63
08	LR	254.54	25.45	129.07	12.73
	BR1	129.83	12.98	50.43	6.49
	BR2	96.49	9.65	58.83	4.82
09	LR	272.68	27.27	116.21	13.63
	BR1	138.96	13.90	49.36	6.95
	BR2	97.67	9.77	26.82	4.88

61ST FLOOR OCCUPANT LOAD CALCULATIONS				
ROOM	OCCUPANCY CLASS	GROSS AREA	GROSS AREA PER OCCUPANT (TABLE 1004.1)	OCCUPANT LOAD
UNIT 01	R	1313	200	7
UNIT 02	R	980	200	5
UNIT 03	R	973	200	5
UNIT 04	R	963	200	5
UNIT 05	R	684	200	3
UNIT 06	R	643	200	3
UNIT 07	R	632	200	3
UNIT 08	R	401	200	2
UNIT 09	R	962	200	5
UNIT 10	R	973	200	5
UNIT 11	R	973	200	5
UNIT 12	R	973	200	5
(EACH FLOOR) TOTAL OCCUPANT LOAD				48
TOTAL OCCUPANT LOAD AT 62ND FLOOR				48
(SECTION 8100.5.1)				
EXIT QUANTITY AND CAPACITY PROVIDED				
EXIT TYPE	WIDTH	EGRESS WIDTH PER PERSON	EXIT OCCUPANCY	
STAIR A DOOR	36.0 IN.	0.2	180	
STAIR B DOOR	36.0 IN.	0.2	180	
TOTAL EXIT DOOR CAPACITY			360	
STAIR A	45.0 IN.	0.3	150	
STAIR B	45.0 IN.	0.3	150	
TOTAL EXIT STAIR CAPACITY			300	

NOT FOR CONSTRUCTION

10/06/2017 ISSUED FOR DOB
09/15/2017 99% CD SET AND #3
06/02/2017 65% CD SET
03/04/2017 50% CD SET
03/10/2017 ISSUED FOR DOB
03/01/2017 ISSUED FOR DOB
02/14/2017 ISSUED FOR DOB
01/07/2017 SUPERSTRUCTURE SET
01/05/2017 ISSUED FOR DOB
11/11/2016 100% DO FOUNDATION HD SET
10/12/2016 ISSUED FOR DOB
05/09/2016 ISSUED FOR DOB
02/05/2016 DOB FILING SET

Number: Date: Revision:

Project:
City View Tower at Court Square
23-15 44th Drive
Long Island City, NY 11101

Client:
Cityview Tower LLC
112-15 NORTHERN BLVD, CF-2
CORONA, NY 11368
(718) 321-8652

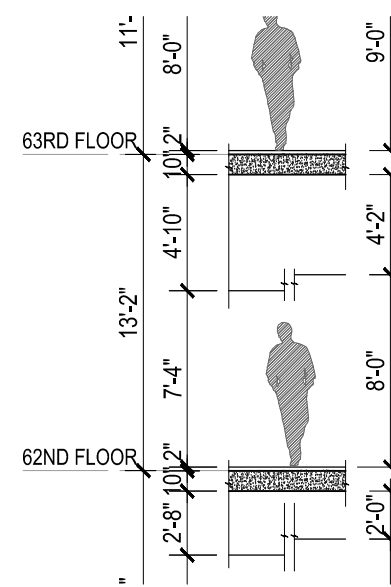
Architect:
HILL | WEST
ARCHITECTS
11 BROADWAY
17TH FLOOR
NEW YORK, NY 10004
T. 212 213 8007

Consultant:
DESIMONE CONSULTING ENGINEERS
140 Broadway 25th Floor
New York, NY, 10005
(212) 532-2211
Cosentini Associates
Two Pennsylvania Plaza, 3rd FL.
New York, NY 10121
(212) 615-3600
Whitehall
11 Broadway, 17th Floor
New York, NY 10004
(212) 908-4940

DOB STAMPS & SIGNATURES:

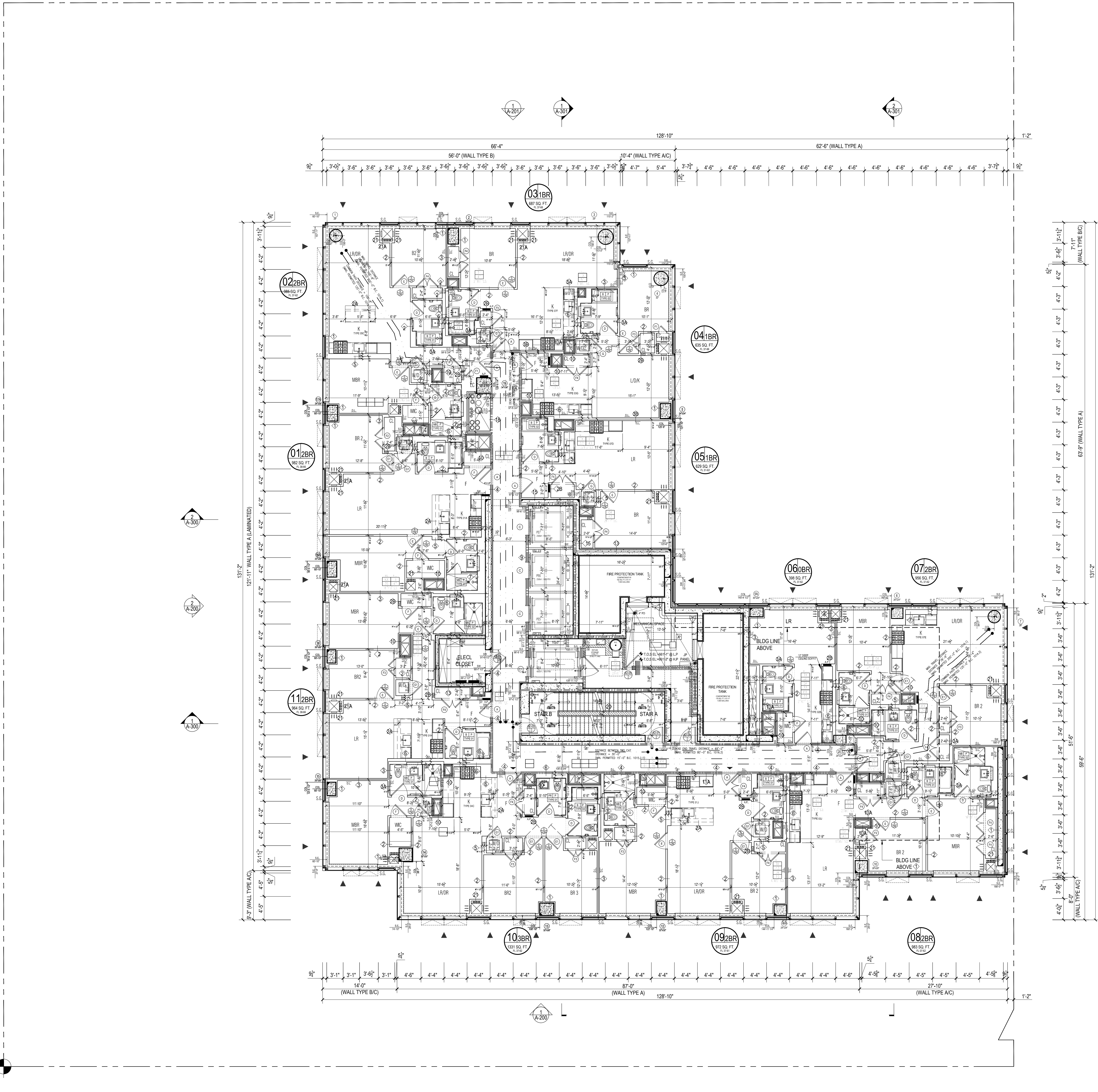
DWG TITLE:
62ND FLOOR PLAN (HIGH LEVEL)

SEAL & SIGNATURE:
PROJECT #
DATE:
SCALE:
DWG NO.



HEIGHT DIAGRAM

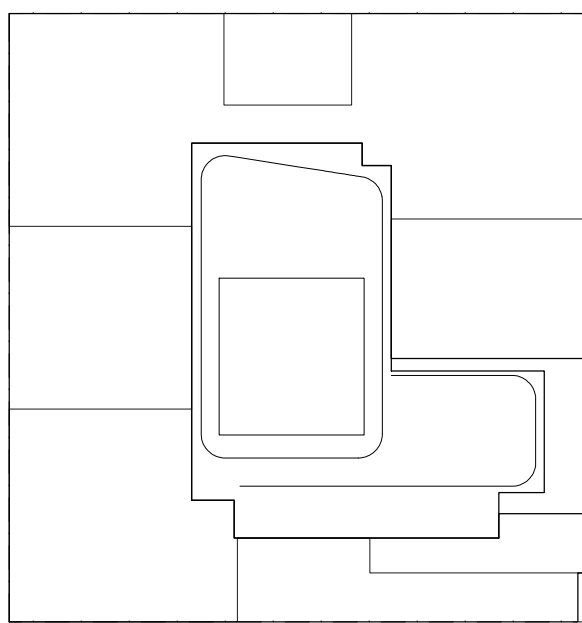
Scale: 1/8"=1'



62ND FLOOR PLAN

Scale: 1/8"=1'

1



KEY PLAN

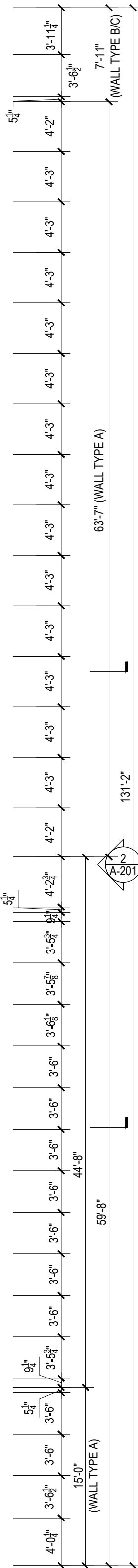
NOTES:

- LEGEND:
- 2 HR. RATED FIRE SEPARATION
 - 3 HR. RATED FIRE SEPARATION

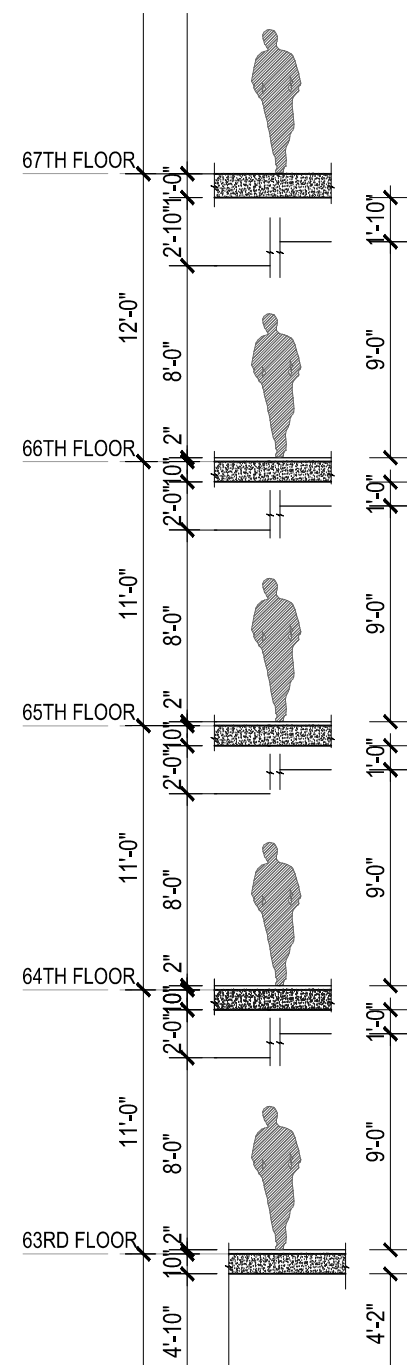
Apt. Light & Air Calculations 62-65th Floor (11'0" Height) & 66th Floor (13'2" Height)						
UNIT	ROOM	HABITABLE AREA (Sq. Ft.)	10% LIGHT REQUIREMENT (Sq. Ft.)	LIGHT PROVIDED (Sq. Ft.)	5% AIR REQUIREMENT (Sq. Ft.)	AIR PROVIDED (Sq. Ft.)
01	LR	292.45	29.25	94.96	14.62	16.75
	BR1	190.29	19.03	125.16	9.51	16.42
	BR2	110.74	11.07	40.79	5.54	8.37
02	LR	227.03	22.70	95.23	13.35	16.42
	BR1	113.14	11.31	38.98	5.66	8.21
	BR2	111.01	11.10	17.61	5.55	8.21
03	LR	298.39	29.84	35.23	14.92	16.42
	BR1	131.63	13.16	17.61	6.58	8.21
	BR2	108.14	10.81	17.61	5.41	8.21
04	LR	262.45	26.25	107.55	13.12	16.42
	BR1	137.28	13.73	38.98	6.86	8.21
	BR2	113.39	11.34	52.38	5.67	7.54
05	LR	274.86	27.49	113.43	13.74	15.08
	BR1	118.98	11.90	14.57	5.95	7.54
	BR2	106.17	10.62	109.15	5.31	8.29
07	LR	150.04	15.00	36.10	7.50	16.58
	BR1	164.26	16.43	39.89	8.21	8.29
	BR2	131.50	13.15	39.89	6.58	8.29
08	LR	263.74	26.37	112.27	13.19	22.62
	BR1	117.19	11.72	97.70	5.86	15.08
	BR2	86.66	8.67	29.14	4.33	7.54
09	LR	318.60	31.86	36.97	15.93	16.75
	BR1	136.32	13.63	40.79	6.82	8.37
	BR2	91.77	9.18	18.48	4.59	8.37
BR3	BR3	107.10	10.71	95.50	5.36	8.37

62ND - 66TH FLOOR OCCUPANT LOAD CALCULATIONS			
ROOM	OCCUPANCY CLASS	GROSS AREA (SQUARE FEET)	OCCUPANT PER OCCUPANT (BASED ON 100 S.F.)
UNIT 01	R	1313	200
UNIT 02	R	980	200
UNIT 03	R	973	200
UNIT 04	R	983	200
UNIT 05	R	684	200
UNIT 06	R	643	200
UNIT 07	R	980	200
UNIT 08	R	1539	200
UNIT 09	R	1254	200
(EACH FLOOR) TOTAL OCCUPANT LOAD			47
TOTAL OCCUPANT LOAD AT EACH FLOOR (63RD - 66TH FLOOR)			47

(SECTION BC1005.1)			
EXIT TYPE	EXIT QUANTITY AND CAPACITY PROVIDED	EGRESS WIDTH PER PERSON	EXIT OCCUPANCY
STAR A DOOR	36.0 IN.	0.2	180
STAR B DOOR	36.0 IN.	0.2	180
TOTAL EXIT DOOR CAPACITY			360
STAR A	45.0 IN.	0.3	150
STAR B	45.0 IN.	0.3	150
TOTAL EXIT STAR CAPACITY			300



64TH-66TH FLOOR-PARTIAL
Scale: 1/8"=1'



63RD FLOOR PLAN
Scale: 1/8"=1'

NOT FOR CONSTRUCTION

Number	Date	Revision
1	10/06/2017	ISSUED FOR DOB
2	09/15/2017	90% CD SET AND #3
3	06/02/2017	65% CD SET
4	03/04/2017	50% CD SET
5	03/10/2017	ISSUED FOR DOB
6	03/01/2017	ISSUED FOR DOB
7	02/14/2017	ISSUED FOR DOB
8	01/07/2017	SUPERSTRUCTURE SET
9	01/05/2017	ISSUED FOR DOB
10	11/11/2016	100% DO FOUNDATION HD SET
11	10/12/2016	ISSUED FOR DOB
12	05/09/2016	ISSUED FOR DOB
13	02/05/2016	DOB FILING SET

Project:
City View Tower at Court Square
23-15 44th Drive
Long Island City, NY 11101

Client:
Cityview Tower LLC
112-15 NORTHERN BLVD, CF-2
CORONA, NY 11368
(718) 321-8652

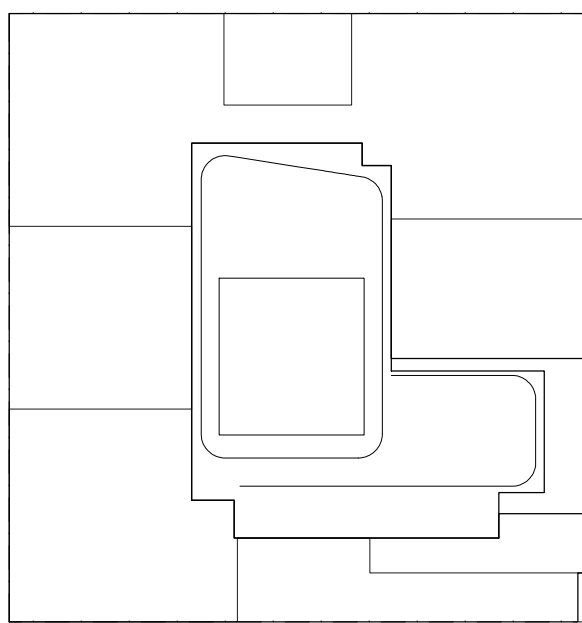
Architect:
HILL | WEST
ARCHITECTS
11 BROADWAY
17TH FLOOR
NEW YORK, NY 10004
T. 212 213 8007

Consultant:
DESIMONE CONSULTING ENGINEERS
140 Broadway 25th Floor
New York, NY, 10005
(212) 532-2211
Cosentini Associates
Two Pennsylvania Plaza, 3rd FL.
New York, NY 10121
(212) 615-3600
Whitehall
11 Broadway, 17th Floor
New York, NY 10004
(212) 908-4940

DOB STAMPS & SIGNATURES:

DWG TITLE:
63RD-66TH FLOOR PLAN
(UPPER LEVEL)

SEAL & SIGNATURE:
PROJECT # 15412
SCALE: 1/8"=1'-0"
A-115.00
DWG NO.



KEY PLAN

NOTES:

- LEGEND:
- 2 HR. RATED FIRE SEPARATION
 - 3 HR. RATED FIRE SEPARATION

67TH FLOOR OCCUPANT LOAD CALCULATIONS				
ROOM	OCCUPANCY CLASS	GROSS AREA	PER OCCUPANT (TABLE 1004.1)	OCCUPANT LOAD
MECHANICAL	F-2	9491	300 SF	32
(EACH FLOOR) TOTAL OCCUPANT LOAD				32
TOTAL OCCUPANT LOAD AT 67TH FLOOR				32
(SECTION BC1005.1)				
EXIT QUANTITY AND CAPACITY PROVIDED				
EXIT TYPE	WIDTH	EGRESS WIDTH PER PERSON	EXIT OCCUPANCY	
STAIR A DOOR	36.0 IN.	0.2	180	
STAIR B DOOR	36.0 IN.	0.2	180	
TOTAL EXIT DOOR CAPACITY			360	
STAIR A	45.0 IN.	0.5	150	
STAIR B	45.0 IN.	0.5	150	
TOTAL EXIT STAIR CAPACITY			300	

NOT FOR CONSTRUCTION

Number	Date	Revision
10/06/2017	ISSUED FOR DOB	
09/15/2017	90% CD SET AND #3	
06/02/2017	65% CD SET	
03/04/2017	50% CD SET	
03/10/2017	ISSUED FOR DOB	
03/01/2017	ISSUED FOR DOB	
02/14/2017	ISSUED FOR DOB	
01/27/2017	SUPPLEMENTAL SET	
01/25/2017	ISSUED FOR DOB	
11/11/2016	100% DOB FOUNDATION HD SET	
10/12/2016	ISSUED FOR DOB	
05/09/2016	ISSUED FOR DOB	
02/05/2016	DOB FILING SET	

Project:
City View Tower at Court Square
23-15 44th Drive
Long Island City, NY 11101

Client:
Cityview Tower LLC
112-15 NORTHERN BLVD, CF-2
CORONA, NY 11368
(718) 321-8652

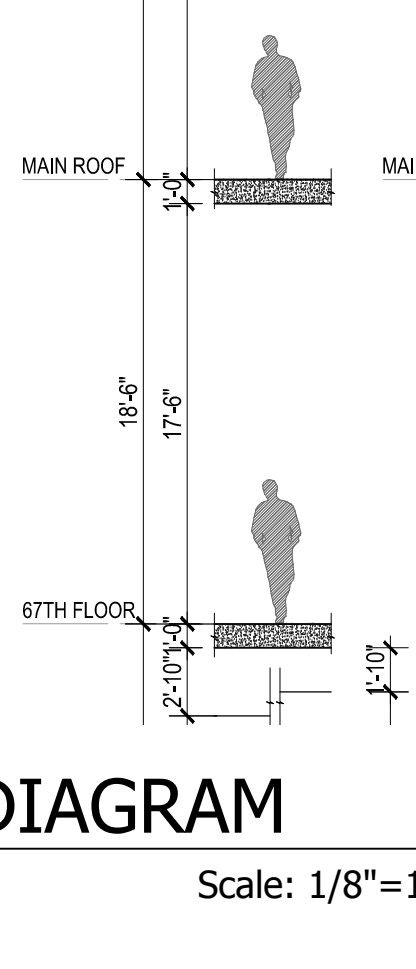
Architect:
HILL | WEST
ARCHITECTS
11 BROADWAY
17TH FLOOR
NEW YORK, NY 10004
T. 212 213 8007

Consultant:
DESIMONE CONSULTING ENGINEERS
140 Broadway 25th Floor
New York, NY, 10005
(212) 532-2211
Cosentini Associates
Two Pennsylvania Plaza, 3rd FL.
New York, NY 10121
(212) 615-3600
Whitehall
11 Broadway, 17th Floor
New York, NY 10004
(212) 908-4940

DOB STAMPS & SIGNATURES:


DWG TITLE:
67TH FLOOR PLAN (UPPER TOWER MECH.)

SEAL & SIGNATURE:
RED STEPHEN WILSON
DATE: 10/18/2017
PROJECT # 15412
SCALE: 1/8"=1'-0"
A-116.00
DWG NO.



HEIGHT DIAGRAM

Scale: 1/8"=1'-0"




67TH FLOOR PLAN (MECH.)

Scale: 1/8"=1'

1

(0'-0", 0'-0")

LEGEND:

 2 HR. RATED FIRE SEPARATION
 3 HR. RATED FIRE SEPARATION

10/06/2017	ISSUED FOR DOB
09/15/2017	90% CD SET, ADD # 3
06/02/2017	85% CD SET
03/04/2017	50% CD SET
03/10/2017	ISSUED FOR DOB
03/01/2017	ISSUED FOR DOB
02/14/2017	ISSUED FOR DOB
01/27/2017	SUPERSTRUCTURE SET
01/25/2017	ISSUED FOR DOB
11/11/2016	100% DD FOUNDATION BID SET
10/12/2016	ISSUED FOR DOB
05/09/2016	ISSUED FOR DOB
02/05/2016	DOB FILING SET

Number:	Date:	Revision:
---------	-------	-----------

Client: **Cityview Tower LLC**
112-15 NORTHERN BLVD, CF-2
CORONA, NY 11368
(718) 321-8652

Consultant:

**DESIMONE
CONSULTING ENGINEERS**

140 Broadway 25th Floor
New York, NY, 10005
(212) 532-2211

Cosentini Associates


Two Pennsylvania Plaza, 3rd FL,
New York, NY 10121
(212) 615-3600

Whitehall

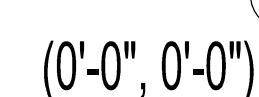
11 Broadway, 17th Floor
New York, NY 10004
(212) 908-4940

DOB STAMPS & SIGNATURES:

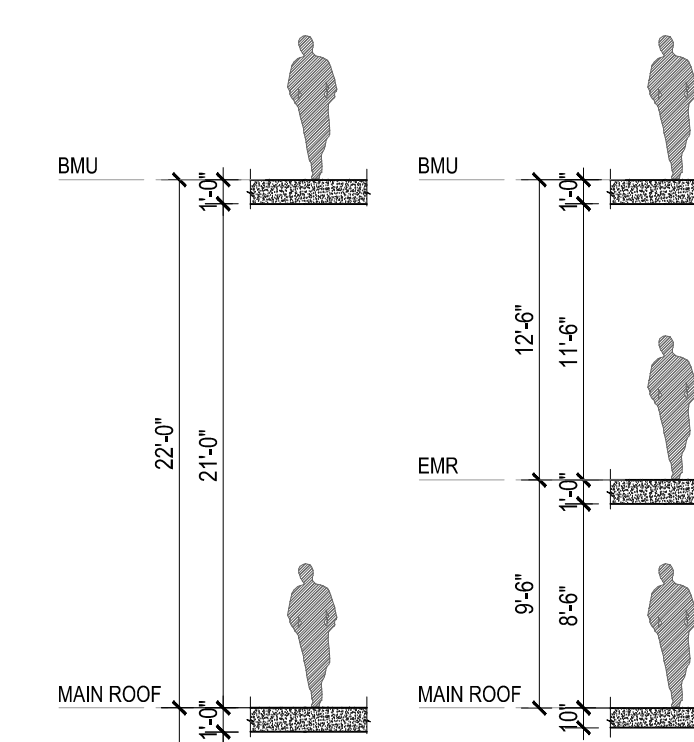
DWG TITLE: MAIN ROOF
(MECHANICAL LEVEL)

SEAL & SIGNATURE	DATE: 10/06/2010
	PROJECT #: 15A117
	SCALE: 1/8" = 1'-0"
	A-117.00
	DWG NO.

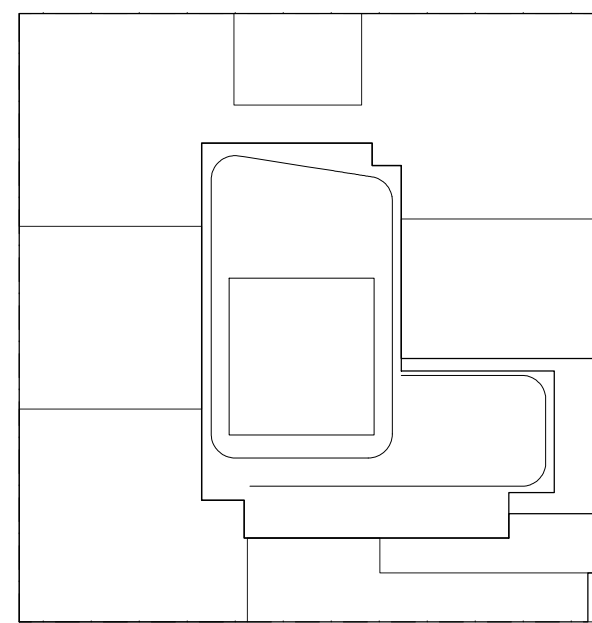
037 OF 103



(1



Scale: 1/8"=1



KEY PLAN

NOTES:

- LEGEND:
- 2 HR. RATED FIRE SEPARATION
 - 3 HR. RATED FIRE SEPARATION

NOT FOR CONSTRUCTION

10/06/2017	ISSUED FOR DOB
09/15/2017	90% CD SET AND # 3
09/02/2017	65% CD SET
03/04/2017	90% CD SET
03/10/2017	ISSUED FOR DOB
03/01/2017	ISSUED FOR DOB
02/14/2017	ISSUED FOR DOB
01/27/2017	SUPERSTRUCTURE SET
01/25/2017	ISSUED FOR DOB
11/11/2016	100% DOB FOUNDATION HD SET
10/12/2016	ISSUED FOR DOB
05/09/2016	ISSUED FOR DOB
02/05/2016	DOB FILING SET

Number: Date: Revision:

Project:
City View Tower at Court Square
23-15 44th Drive
Long Island City, NY 11101

Client:
Cityview Tower LLC
112-15 NORTHERN BLVD, CF-2
CORONA, NY 11368
(718) 321-8652

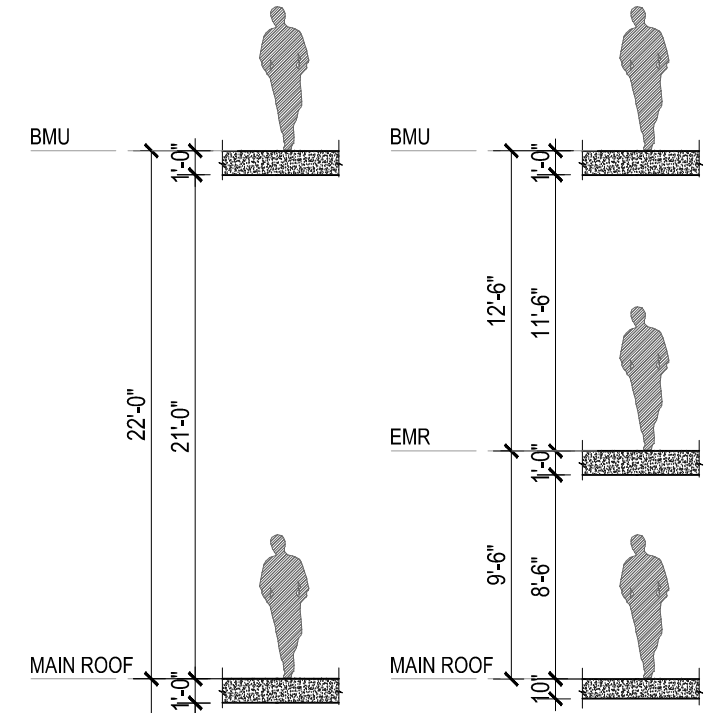
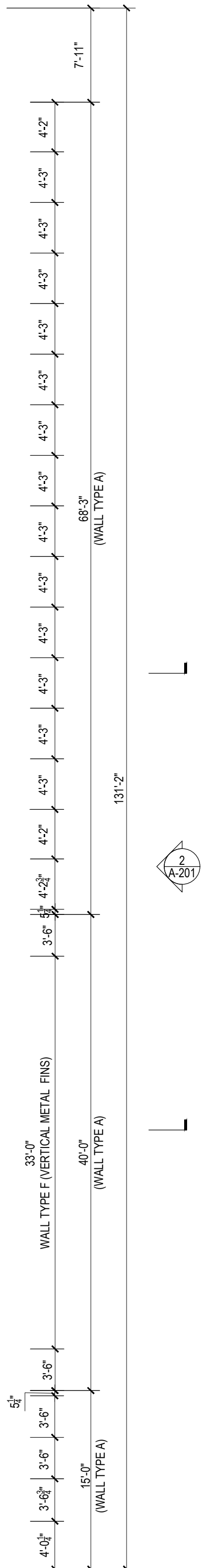
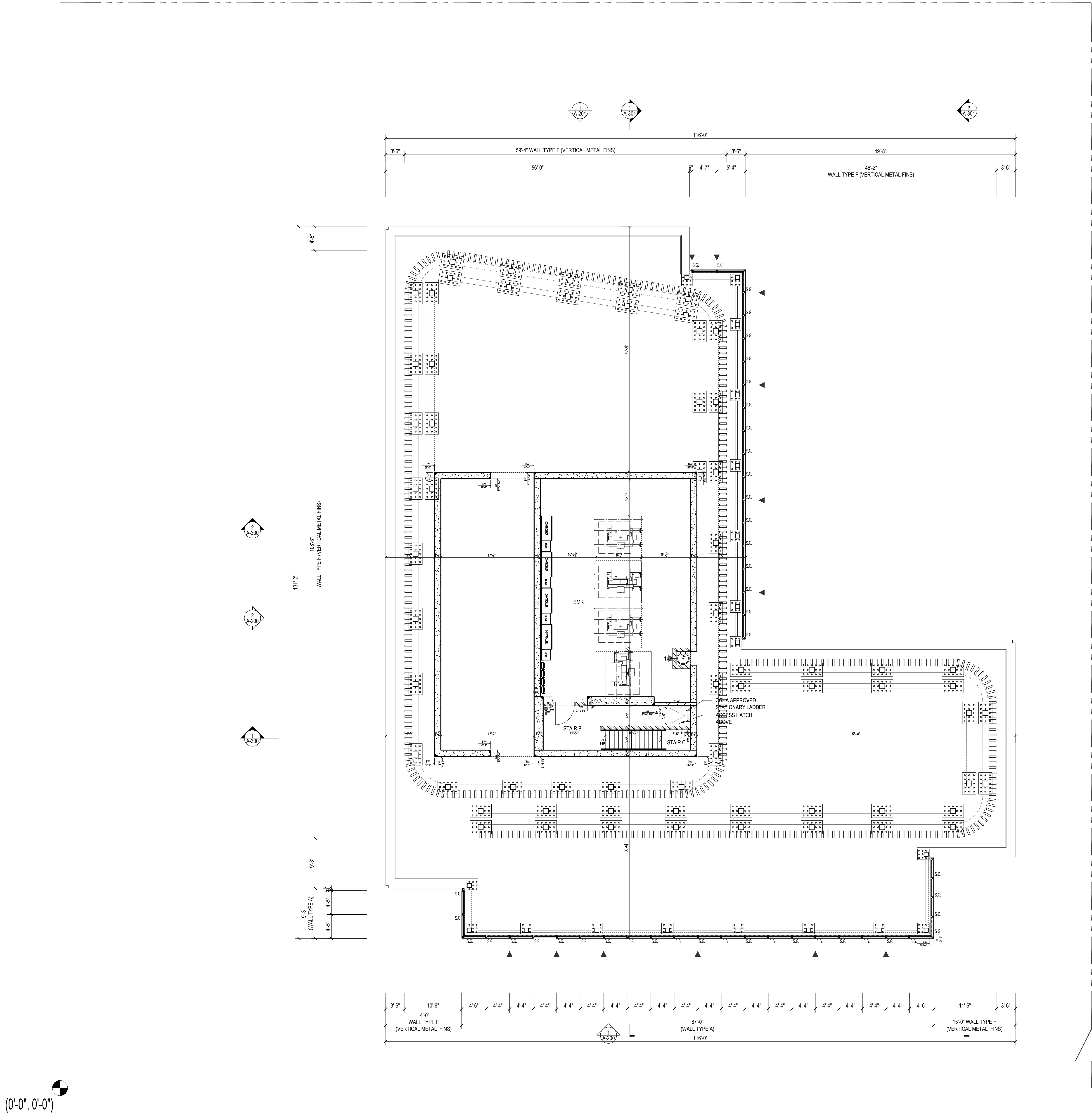
Architect:
HILL | WEST
ARCHITECTS
11 BROADWAY
17TH FLOOR
NEW YORK, NY 10004
T. 212 213 8007

Consultant:
DESIMONE CONSULTING ENGINEERS
140 Broadway 25th Floor
New York, NY, 10005
(212) 532-2211
Cosentini Associates
Two Pennsylvania Plaza, 3rd FL,
New York, NY 10121
(212) 615-3600
Whitehall
11 Broadway, 17th Floor
New York, NY 10004
(212) 908-4940

DOB STAMPS & SIGNATURES:

DWG TITLE:
EMR
(BULKHEAD)

SEAL & SIGNATURE:
PROJECTED ARCHITECT
PROJECT #
SCALE: 1/8"=1'-0"
DWG NO.
DATE: 10/06/2017
PROJECT # 15412
SCALE: 1/8"=1'-0"
A-118.00



1 EMR PLAN
Scale: 1/8"=1'

HEIGHT DIAGRAM
Scale: 1/8"=1'

LEGEND:

2 HR. RATED FIRE SEPARATION
3 HR. RATED FIRE SEPARATION

10/06/2017	ISSUED FOR DOB
09/15/2017	90% CD SET /ADD # 3
06/02/2017	85% CD SET
03/24/2017	50% CD SET
03/10/2017	ISSUED FOR DOB
03/01/2017	ISSUED FOR DOB
02/14/2017	ISSUED FOR DOB
01/27/2017	SUPERSTRUCTURE SET
01/25/2017	ISSUED FOR DOB
11/11/2016	100% DD FOUNDATION AND SET
10/12/2016	ISSUED FOR DOB
05/09/2016	ISSUED FOR DOB
02/05/2016	DOB FILING SET

Number:	Date:	Revision:
---------	-------	-----------

Client: **Cityview Tower LLC**
112-15 NORTHERN BLVD, CF-2
CORONA, NY 11368
(718) 321-8652

Architect:

HILL | WEST
ARCHITECTS

11 BROADWAY
17TH FLOOR
NEW YORK, NY 10004
T. 212.213.8007


**DESIMONE
CONSULTING ENGINEERS**
140 Broadway, 25th Floor
New York, NY 10005
(212) 532-2211

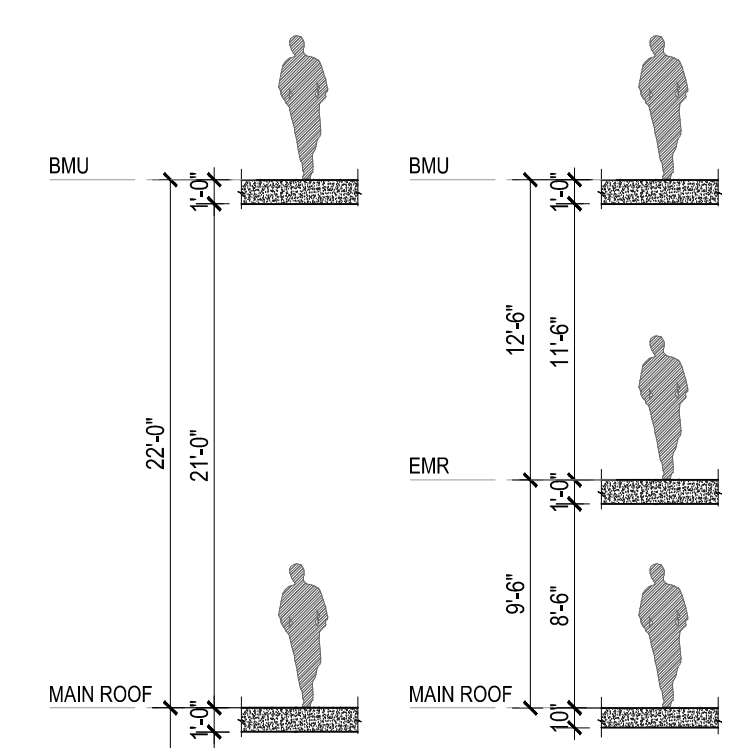
Cosentini Associates
Two Pennsylvania Plaza, 3rd FL,
New York, NY 10121
(212) 615-3600

Whitehall
1 Broadway, 17th Floor
New York, NY 10004
(212) 908-4940

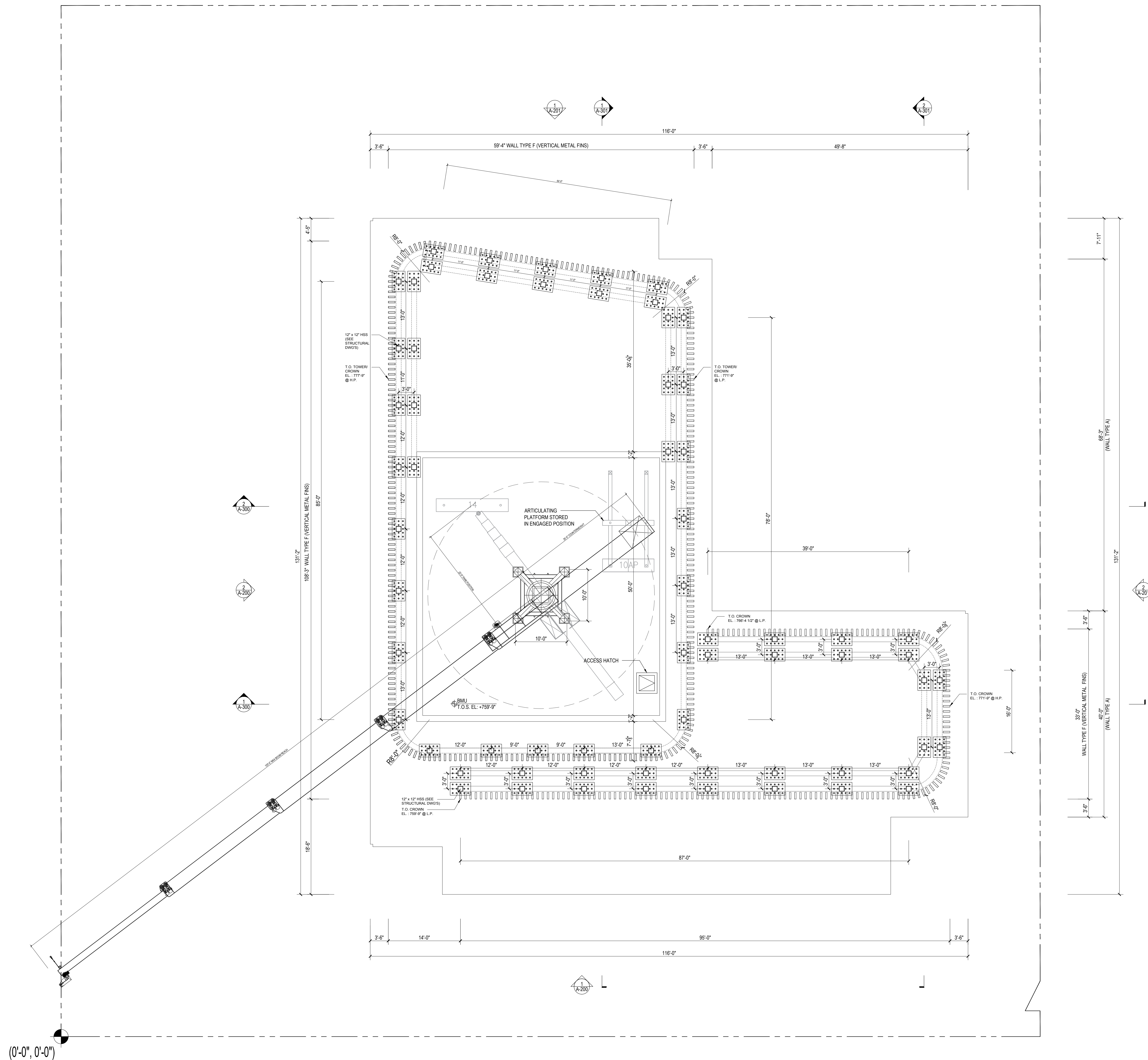
STAMPS & SIGNATURES:

TITLE: BMU ROOF PLAN

	DATE:	10/06/2017
	PROJECT #:	15A12
	SCALE:	1/8" = 1'-0"
	<div style="font-size: 2em; font-weight: bold;">A-119.00</div> <div>DWG NO.</div>	



HEIGHT DIAGRAM



1 BMU ROOF PLAN
Scale: 1/8"=1'

NOTES:

10/06/2017	ISSUED FOR DOB
09/15/2017	90% CD SET /ADD # 3
06/02/2017	85% CD SET
03/04/2017	50% CD SET
03/10/2017	ISSUED FOR DOB
03/01/2017	ISSUED FOR DOB
02/14/2017	ISSUED FOR DOB
01/27/2017	SUPERSTRUCTURE SET
01/25/2017	ISSUED FOR DOB
11/11/2016	100% DO FOUNDATION
10/12/2016	ISSUED FOR DOB
05/09/2016	ISSUED FOR DOB
04/03/2016	FOUNDATION BID SET
02/05/2016	DOB FILINGS SET

Project:

**City View Tower at
Court Square**

23-15 44th Drive
Long Island City, NY 11101

Cityview Tower LLC
112-15 NORTHERN BLVD, CF-2
CORONA, NY 11368
(718) 321-8652

architect:

HILL | WEST
ARCHITECTS
11 BROADWAY
17TH FLOOR
NEW YORK, NY 10004
T. 212 213 8007

consultant:


**RESIMONE
CONSULTING ENGINEERS**
40 Broadway, 25th Floor
New York, NY, 10005
(212) 532-2211

rosentini Associates
Two Pennsylvania Plaza, 3rd FL,
New York, NY 10121
(212) 615-3600

Whitehall
10 Broadway, 17th Floor
New York, NY 10004
(212) 908-4940

STAMPS & SIGNATURES:

BUILDING ELEVATIONS W.C.

	DATE:	10/06/2017
	PROJECT #:	15A12
	SCALE:	1/8" = 1'-0"
	<div style="font-size: 2em; font-weight: bold;">A-200.00</div>	
DWG NO.		



NOTES:



10/06/2017	ISSUED FOR DOB
09/15/2017	90% CD SET JAOO # 3
06/02/2017	85% CD SET
03/04/2017	50% CD SET
01/10/2017	ISSUED FOR DOB
03/01/2017	ISSUED FOR DOB
02/14/2017	ISSUED FOR DOB
01/27/2017	SUPERSTRUCTURE SET
01/25/2017	ISSUED FOR DOB
11/11/2016	100% DD FOUNDATION BID SET
10/12/2016	ISSUED FOR DOB
05/09/2016	ISSUED FOR DOB
04/08/2016	FOUNDATION BID SET
02/05/2016	DOB PILING SET

Number:	Date:	Revision:
---------	-------	-----------

**City View Tower at
Court Square**
23-15 44th Drive
Long Island City, NY 11101

Cityview Tower LLC
112-15 NORTHERN BLVD, CF-2
CORONA, NY 11368
(718) 321-8652

architect:

HILL | WEST
ARCHITECTS
11 BROADWAY
17TH FLOOR
NEW YORK, NY 10004
T. 212 213 8007

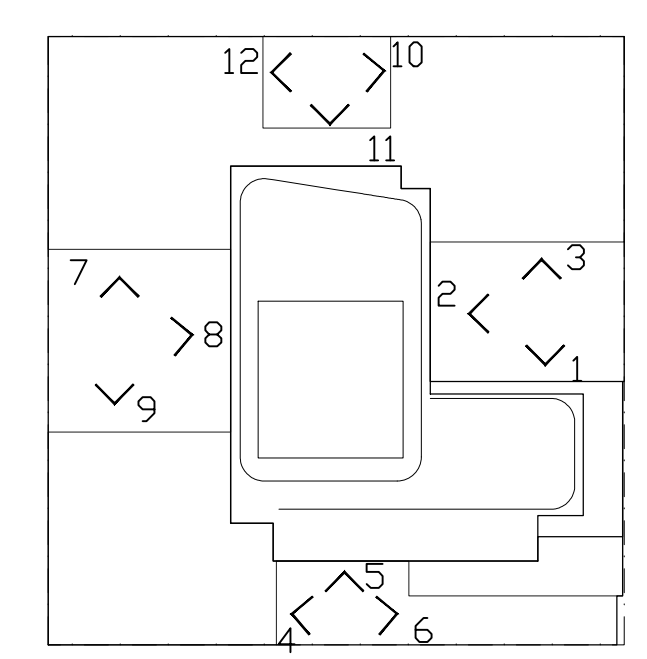
ESIMONE
CONSULTING ENGINEERS
10 Broadway, 25th Floor
New York, NY, 10005
(2) 532-2211

Associates
100 Pennsylvania Plaza, 3rd FL,
New York, NY 10121
(2) 615-3600

Whitehall
Broadway, 17th Floor
New York, NY 10004
(2) 908-4940

STAMPS & SIGNATURES:

BUILDING ELEVATIONS N-E



KEY PLAN

NOTES:

NOT FOR CONSTRUCTION

Number:	Date:	Revision:
10/06/2017	ISSUED FOR DOB	
09/15/2017	99% CD SET AND #3	
08/02/2017	65% CD SET	
07/04/2017	99% CD SET	
03/10/2017	ISSUED FOR DOB	
03/01/2017	ISSUED FOR DOB	
02/14/2017	ISSUED FOR DOB	
01/07/2017	SUPERSTRUCTURE SET	
01/05/2017	ISSUED FOR DOB	
11/11/2016	100% DO FOUNDATION HD SET	
10/12/2016	ISSUED FOR DOB	
05/09/2016	ISSUED FOR DOB	
02/05/2016	DOB FILING SET	

Project:
City View Tower at Court Square
23-15 44th Drive
Long Island City, NY 11101

Client:
Cityview Tower LLC
112-15 NORTHERN BLVD, CF-2
CORONA, NY 11368
(718) 321-8652

Architect:
HILL | WEST
ARCHITECTS
11 BROADWAY
17TH FLOOR
NEW YORK, NY 10004
T. 212 213 8007

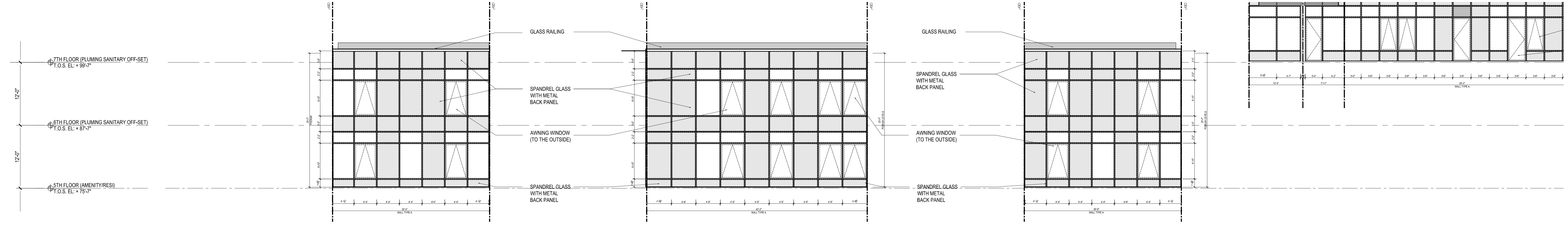
Consultant:
DESIMONE CONSULTING ENGINEERS
140 Broadway 25th Floor
New York, NY, 10005
(212) 532-2211
Cosentini Associates
Two Pennsylvania Plaza, 3rd FL,
New York, NY 10121
(212) 615-3600
Whitehall
11 Broadway, 17th Floor
New York, NY 10004
(212) 908-4940

DOB STAMPS & SIGNATURES:

DWG TITLE:
PODIUM COURTYARD ELEVATIONS

SEAL & SIGNATURE:
REGISTERED ARCHITECT
15412
PROJECT #
15412
SCALE:
1/8"=1'-0"
A-202.00
DWG NO.
042 OF 105

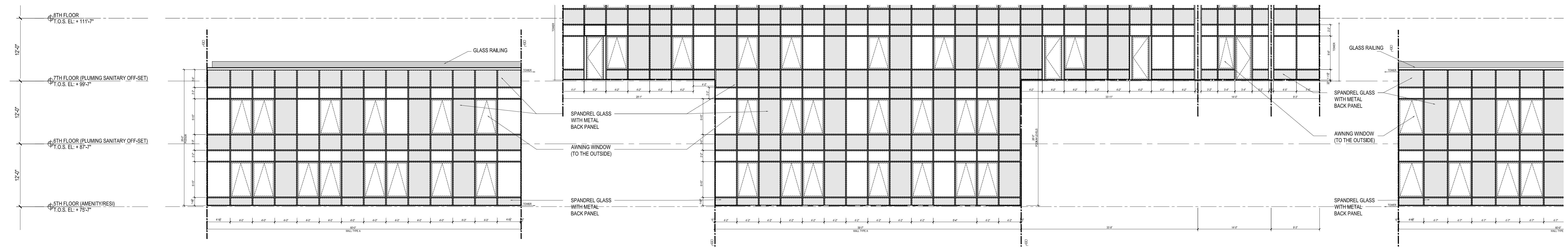
DATE:
10/06/2017
PROJECT #:
15412
SCALE:
1/8"=1'-0"
A-202.00
DWG NO.
042 OF 105



10 NORTH WEST ELEVATION
Scale: 1/8"=1'-0"

11 NORTH EAST ELEVATION
Scale: 1/8"=1'-0"

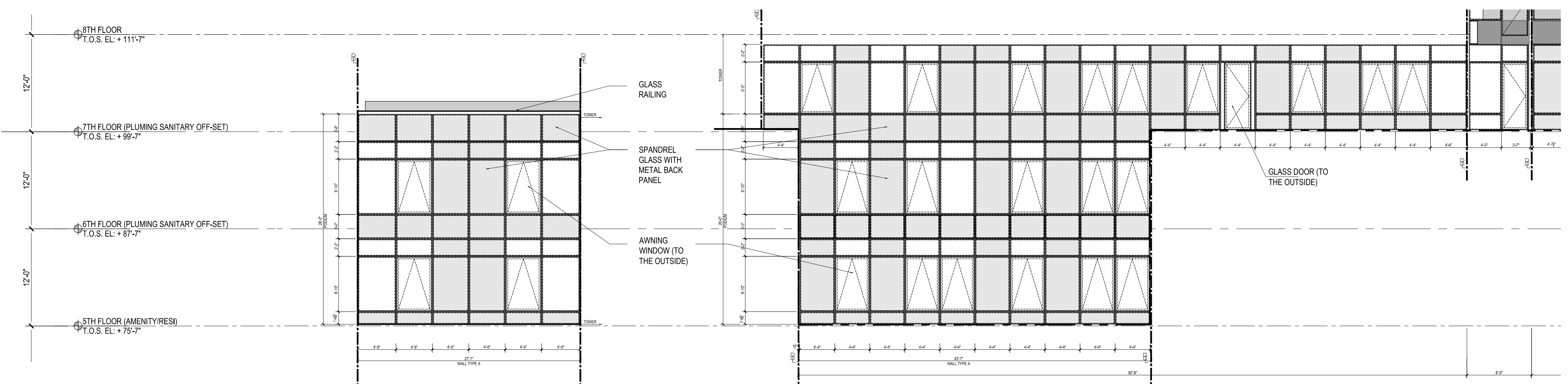
12 WEST ELEVATION
Scale: 1/8"=1'-0"



13 WEST NORTH ELEVATION
Scale: 1/8"=1'-0"

14 WEST EAST ELEVATION
Scale: 1/8"=1'-0"

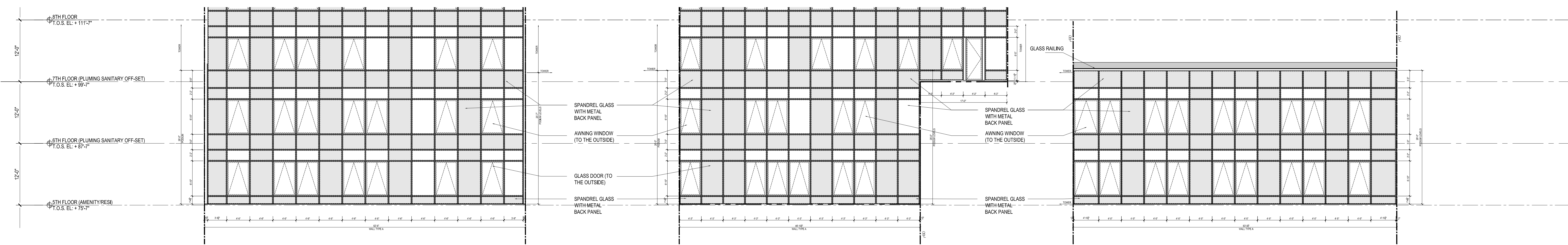
15 WEST SOUTH ELEVATION
Scale: 1/8"=1'-0"



16 SOUTH WEST ELEVATION
Scale: 1/8"=1'-0"

17 SOUTH EAST ELEVATION
Scale: 1/8"=1'-0"

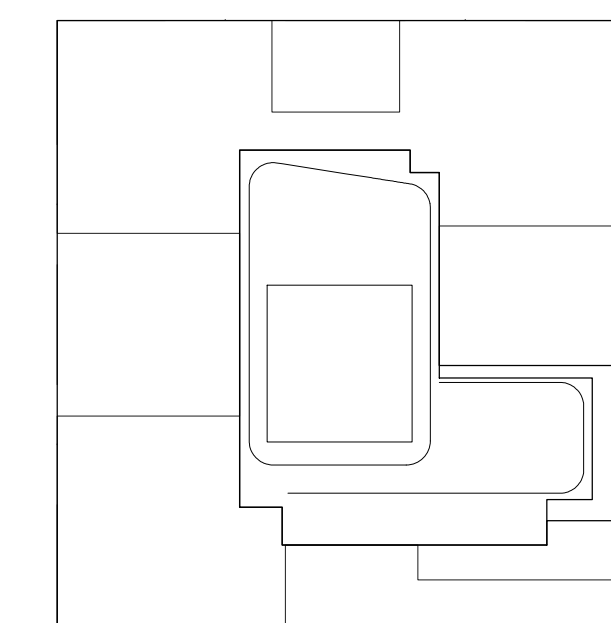
18 SOUTH EAST ELEVATION
Scale: 1/8"=1'-0"




1 EAST NORTH ELEVATION
Scale: 1/8"=1'-0"

2 EAST WEST ELEVATION
Scale: 1/8"=1'-0"

3 EAST SOUTH ELEVATION
Scale: 1/8"=1'-0"



	DATE:	10/06/2017
	PROJECT #:	15412
	SCALE:	1/8" = 1'-0"
	<div style="font-size: 2em; font-weight: bold;">A-210.00</div> <div>DWG NO.</div>	

NOTES:

10/06/2017	ISSUED FOR DOB
09/19/2017	50% CS SET ADDO # 3
06/02/2017	65% CS SET
03/24/2017	50% CS SET
03/10/2017	ISSUED FOR DOB
03/01/2017	ISSUED FOR DOB
02/14/2017	ISSUED FOR DOB
01/27/2017	SUPERSTRUCTURE SET
01/25/2017	ISSUED FOR DOB
11/11/2016	100% REDUCTIVATION/END SET
10/12/2016	ISSUED FOR DOB
04/08/2016	FOUNDATION END SET
02/05/2016	DOB PLUG SET

Number:	Date:	Revision:
---------	-------	-----------

Project: **City View Tower at Court Square**
23-15 44th Drive
Long Island City, NY 11101

Client: **Cityview Tower LLC**
112-15 NORTHERN BLVD, CF-2
CORONA, NY 11368
(718) 321-8652

Architect:
HILL | WEST
ARCHITECTS
11 BROADWAY
17TH FLOOR
NEW YORK, NY 10004
T. 212 213 8007

Consultant:

**DESIMONE
CONSULTING ENGINEERS**

140 Broadway, 25th Floor
New York, NY, 10005
(212) 532-2211

Cosentini Associates


Two Pennsylvania Plaza, 3rd FL,
New York, NY 10121
(212) 615-3600

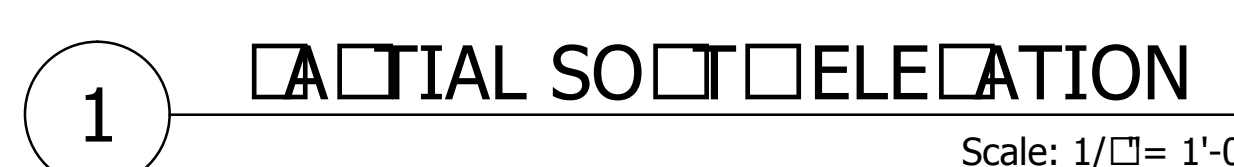
Whitehall

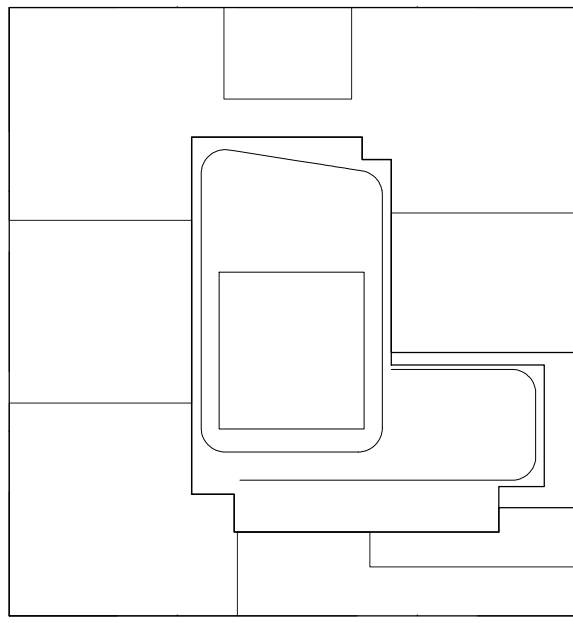
11 Broadway, 17th Floor
New York, NY 10004
(212) 908-4940

DOB STAMPS & SIGNATURES:

DWG TITLE: PARTIAL SOUTH ELEVATION
(MID & HIGH ZONE)

SEAL & SIGNATURE: 	DATE: 10/08/2017 PROJECT #: 15A12 SCALE: 1/8" = 1'-0" <div style="font-size: 2em; font-weight: bold;">A-211.00</div> DWG NO
--	--





KEY PLAN

NOTES:

NOT FOR CONSTRUCTION

10/06/2017	ISSUED FOR DOB
08/15/2017	95% CD SET AND # 3
06/02/2017	65% CD SET
03/04/2017	55% CD SET
03/10/2017	ISSUED FOR DOB
03/01/2017	ISSUED FOR DOB
02/14/2017	ISSUED FOR DOB
01/07/2017	SUPERSTRUCTURE SET
01/05/2017	ISSUED FOR DOB
11/11/2016	100% DOB FOUNDATION SET
10/12/2016	ISSUED FOR DOB
02/05/2016	DOB FILING SET

Number: Date: Revision:

Project:
City View Tower at Court Square
23-15 44th Drive
Long Island City, NY 11101

Client:
Cityview Tower LLC
112-15 NORTHERN BLVD, CF-2
CORONA, NY 11368
(718) 321-8652


Architect:
HILL | WEST
ARCHITECTS
11 BROADWAY
17TH FLOOR
NEW YORK, NY 10004
T. 212 213 8007

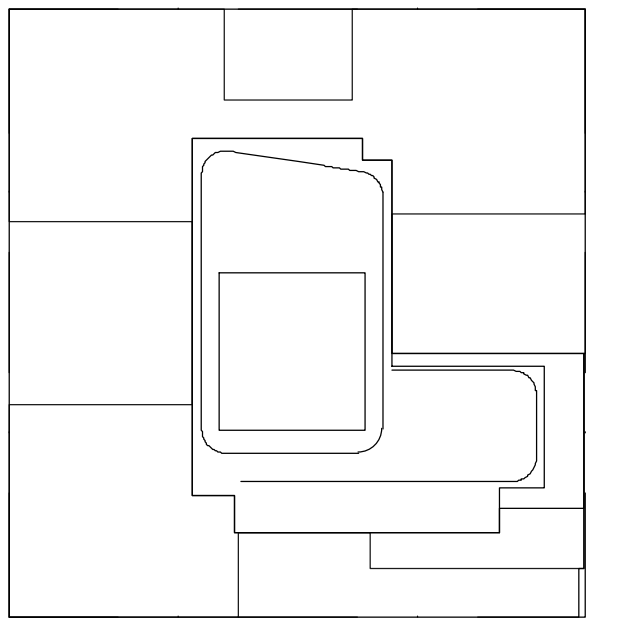
Consultant:
DESIMONE CONSULTING ENGINEERS
140 Broadway 25th Floor
New York, NY, 10005
(212) 532-2211
Cosentini Associates
Two Pennsylvania Plaza, 3rd FL,
New York, NY 10121
(212) 615-3600
Whitehall
11 Broadway, 17th Floor
New York, NY 10004
(212) 908-4940

DOB STAMPS & SIGNATURES:

DWG TITLE:
**PARTIAL WEST ELEVATION
(BASE & MID ZONE)**

SEAL & SIGNATURE: PROJECTED ARCHITECT
DATE: 10/06/2017
PROJECT # 15412
SCALE: 1/8" = 1'-0"
A-212.00
DWG NO.





KEY PLAN

NOTES:

NOT FOR CONSTRUCTION

10/06/2017	ISSUED FOR DOB
02/10/2017	90% CD SET, ADD #3
04/02/2017	60% CD SET
02/04/2017	90% CD SET
03/30/2017	ISSUED FOR DOB
03/01/2017	ISSUED FOR DOB
02/14/2017	ISSUED FOR DOB
01/07/2017	SUPPLEMENTARY SET
01/05/2017	ISSUED FOR DOB
11/11/2016	100% EDITION/REVISION SET
10/12/2016	ISSUED FOR DOB
02/05/2016	DOB PLING SET

Number: Date: Revision:

Project:

City View Tower at Court Square
23-15 44th Drive
Long Island City, NY 11101

Client:

Cityview Tower LLC
112-15 NORTHERN BLVD, CF-2
CORONA, NY 11368
(718) 321-8652

Architect:

HILL | WEST
ARCHITECTS
11 BROADWAY
17TH FLOOR
NEW YORK, NY 10004
T. 212 213 8007

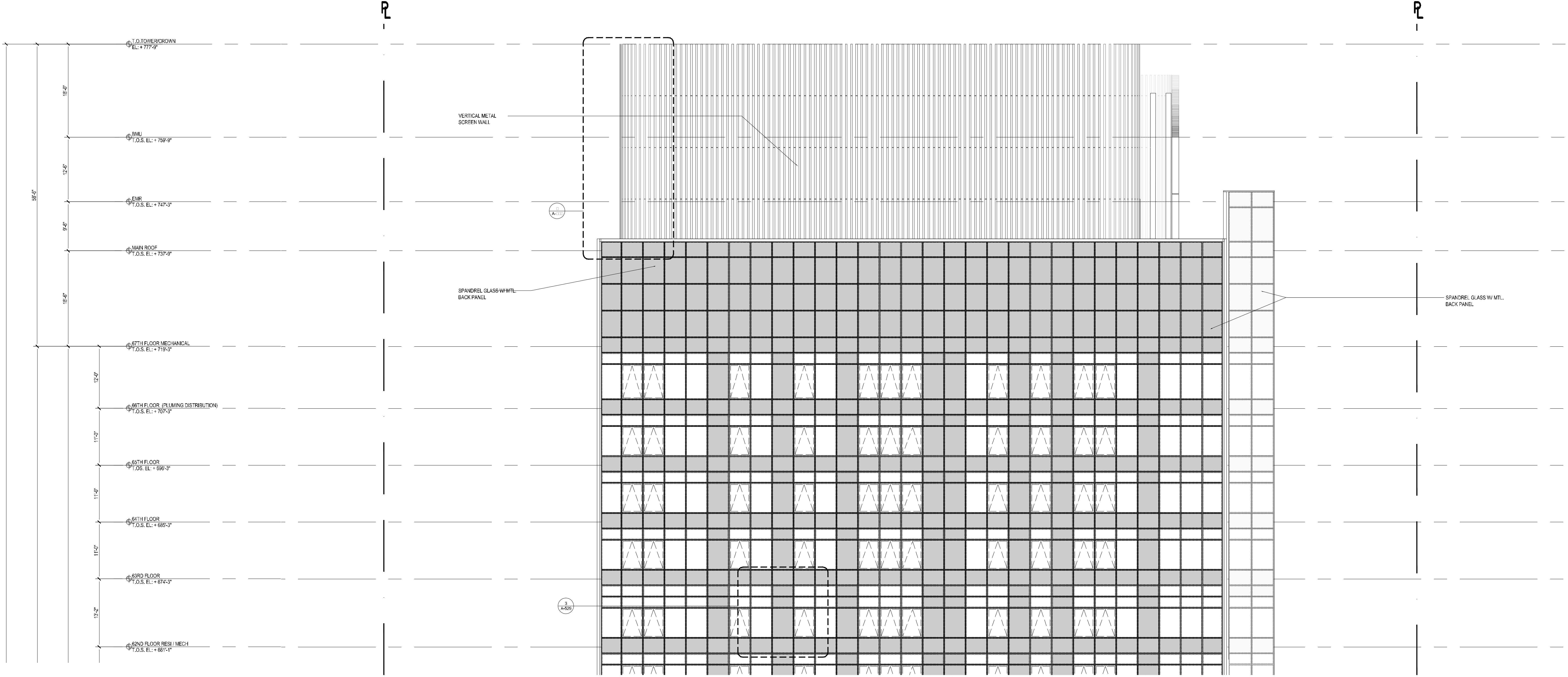
Consultant:

DESIMONE CONSULTING ENGINEERS
140 Broadway 25th Floor
New York, NY, 10005
(212) 532-2211
Cosentini Associates
Two Pennsylvania Plaza, 3rd FL,
New York, NY 10121
(212) 615-3600
Whitehall
11 Broadway, 17th Floor
New York, NY 10004
(212) 908-4940

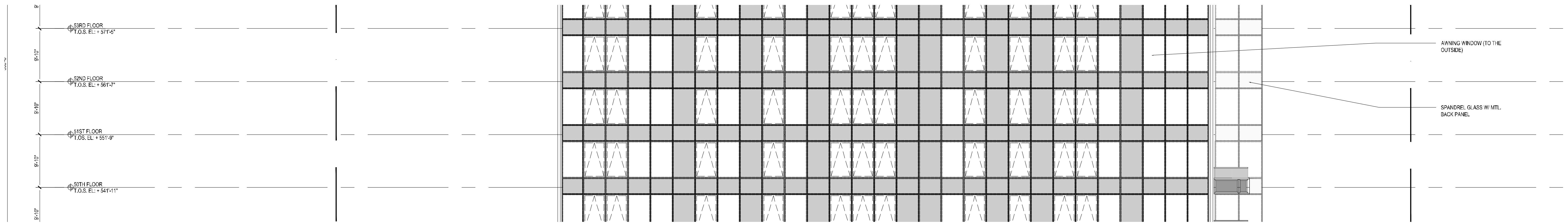
DOB STAMPS & SIGNATURES:

DWG TITLE:
**PARTIAL SOUTH ELEVATION
(MID & HIGH ZONE)**

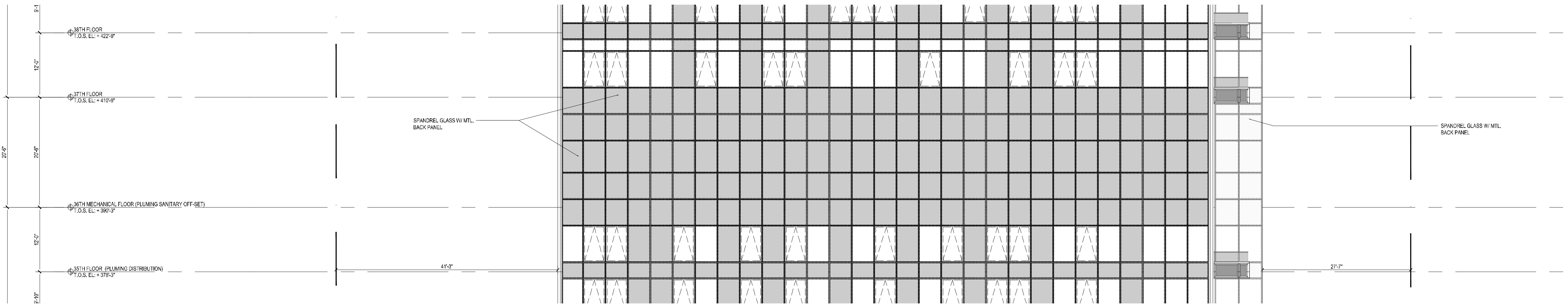
SEAL & SIGNATURE: PROJECT # DATE: 10/06/2017
SCALE: 1/8" = 1'-0"
A-213.00
DWG NO. 046 OF 105



3 PARTIAL WEST ELEVATION
Scale: 1/8" = 1'-0"



2 PARTIAL WEST ELEVATION
Scale: 1/8" = 1'-0"



1 PARTIAL WEST ELEVATION
Scale: 1/8" = 1'-0"



NOTES:

NOT	FOR	CONSTRUCTION
-----	-----	--------------

10/06/2017	ISSUED FOR COB
09/15/2017	50% CO SET, ADD # 3
06/02/2017	85% CO SET
03/24/2017	50% CO SET
03/10/2017	ISSUED FOR COB
03/01/2017	ISSUED FOR COB
02/14/2017	ISSUED FOR COB
01/27/2017	SUPERSTRUCTURE SET
01/25/2017	ISSUED FOR COB
11/11/2016	100% DD FOUNDATION BID SET
10/12/2016	ISSUED FOR COB
02/05/2016	DOB PILING SET

Number:	Date:	Revision
---------	-------	----------

Number:	
Project:	

Number:	Date:	Revision:
Project:		
City View Tower at Court Square		
23-15 44th Drive		
Long Island City, NY 11101		

Client: **Cityview Tower LLC**
112-15 NORTHERN BLVD, CF-2
CORONA, NY 11368
(718) 321-8652

Architect:

HILL | WEST
ARCHITECTS
11 BROADWAY
17TH FLOOR
NEW YORK, NY 10004
T. 212 213 8007

Consultant:

**DESIMONE
CONSULTING ENGINEERS**

140 Broadway, 25th Floor
New York, NY, 10005
(212) 552-2211

Cosentini Associates

Two Pennsylvania Plaza, 3rd FL,
New York, NY 10121
(212) 615-3600


Whitehall

11 Broadway, 17th Floor
New York, NY 10004
(212) 908-4940

DOB STAMPS & SIGNATURES:

DWG TITLE: PARTIAL NORTH ELEVATION
(BASE & MID ZONE)

SEAL & SIGNATURE:	DATE:	10/06/20
REGISTERED ARCHITECT ED STEPHENSON OFFICE OF THE ARCHITECT OF THE STATE OF NEW YORK	PROJECT #:	15A
	SCALE:	1/8" = 1'
	A-214.00	
	DWG NO.	



047 OF 10



1 NO. CASE ELEVATION
Scale: 1/4" = 1'-0"

047 OF 10

KEY PLAN

NOTES:

NOT FOR CONSTRUCTION

10/08/2017	ISSUED FOR DOB
09/10/2017	90% CD SET, ADD # 3
08/02/2017	60% CD SET
07/04/2017	90% CD SET
03/30/2017	ISSUED FOR DOB
03/01/2017	ISSUED FOR DOB
02/14/2017	ISSUED FOR DOB
01/07/2017	SUPPLEMENTARY SET
01/05/2017	ISSUED FOR DOB
11/11/2016	100% EXISTING/NEW/REWORK SET
10/12/2016	ISSUED FOR DOB
02/05/2016	DOB PLING SET

Number: Date: Revision:

Project:
City View Tower at Court Square
23-15 44th Drive
Long Island City, NY 11101

Client:
Cityview Tower LLC
112-15 NORTHERN BLVD, CF-2
CORONA, NY 11368
(718) 321-8652

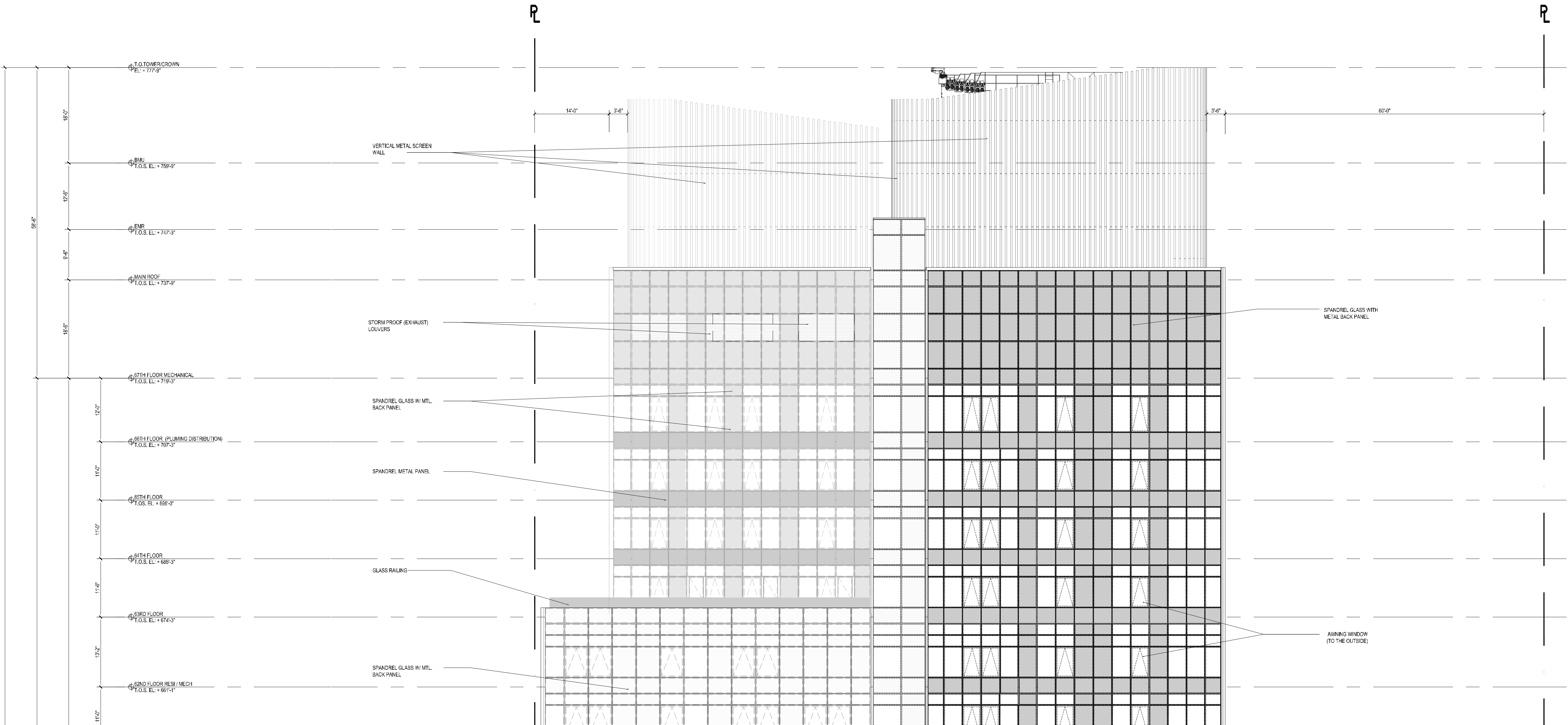
Architect:
HILL | WEST
ARCHITECTS
11 BROADWAY
17TH FLOOR
NEW YORK, NY 10004
T. 212 213 8007

Consultant:
DESIMONE CONSULTING ENGINEERS
140 Broadway, 25th Floor
New York, NY, 10005
(212) 532-2211
Cosentini Associates
Two Pennsylvania Plaza, 3rd FL,
New York, NY 10121
(212) 615-3600
Whitehall
11 Broadway, 17th Floor
New York, NY 10004
(212) 908-4940

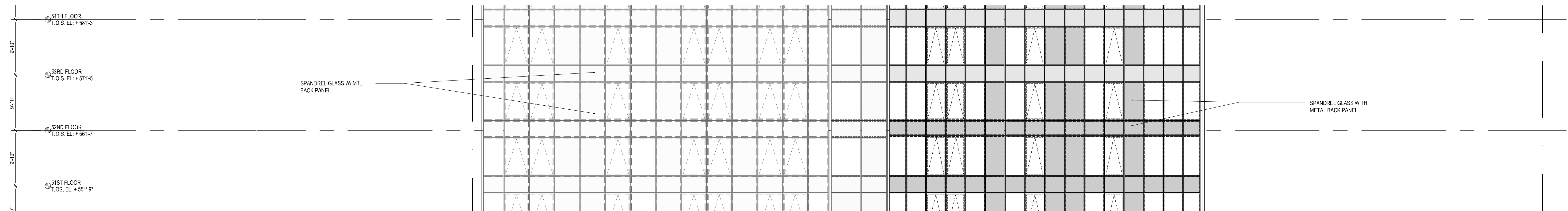
DOB STAMPS & SIGNATURES:

DWG TITLE:
PARTIAL NORTH ELEVATION
(MID & HIGH ZONE)

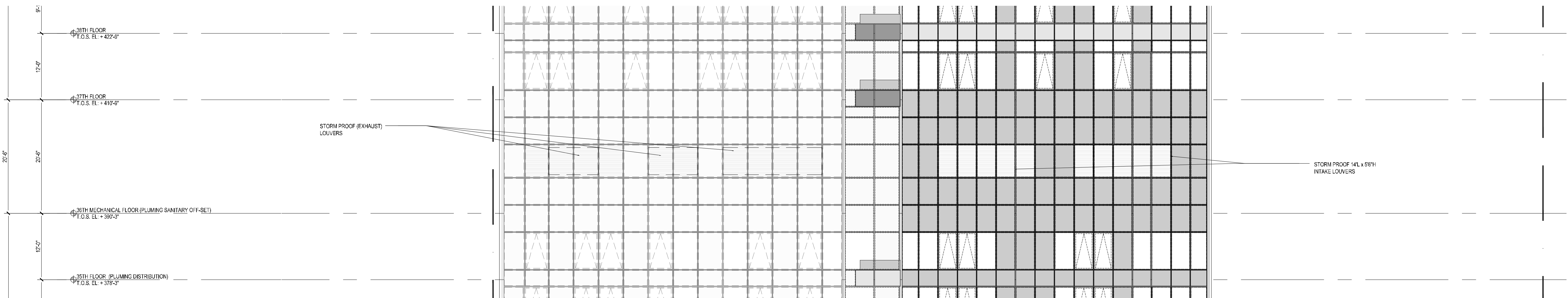
SEAL & SIGNATURE
REGISTERED ARCHITECT
STATE OF NEW YORK
JULY 1, 2014
DATE: 10/08/2017
PROJECT # 15412
SCALE: AS NOTED
DWG NO. A-215.00



3 PARTIAL NORTH ELEVATION
Scale: 1/8" = 1'-0"



2 PARTIAL NORTH ELEVATION
Scale: 1/8" = 1'-0"



1 PARTIAL NORTH ELEVATION
Scale: 1/8" = 1'-0"

NOT	FOR	CONSTRUCTION
-----	-----	--------------

Number:	Date:	Revision:
---------	-------	-----------


Project:

**City View Tower at
Court Square**

23-15 44th Drive
Long Island City, NY 11101

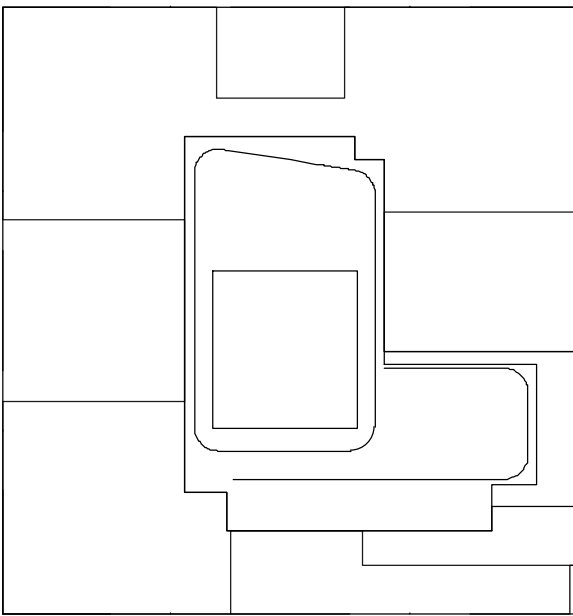
Architect:
HILL | WEST
ARCHITECTS
11 BROADWAY
17TH FLOOR
NEW YORK, NY 10004
T. 212 213 8007

DOB STAMPS & SIGNATURES:

SEAL & SIGNATURE: 	DATE: 10/08/2017 PROJECT #: 15412 SCALE: AS NOTED <div style="font-size: 2em; font-weight: bold;">A-216.00</div> DWG NO
--	--

049 OF 105





KEY PLAN

NOTES:

NOT FOR CONSTRUCTION

10/05/2017	ISSUED FOR DOB
08/15/2017	20% CD SET AND #3
06/05/2017	45% CD SET
03/24/2017	20% CD SET
03/19/2017	ISSUED FOR DOB
03/01/2017	ISSUED FOR DOB
02/14/2017	ISSUED FOR DOB
01/27/2017	SUPPLEMENTAL SET
01/25/2017	ISSUED FOR DOB
11/11/2016	100% CD FOUNDATION AND SET
10/12/2016	ISSUED FOR DOB
02/05/2016	DOB PLING SET

Number: Date: Revision:

Project:
City View Tower at Court Square
23-15 44th Drive
Long Island City, NY 11101

Client:
Cityview Tower LLC
112-15 NORTHERN BLVD, CF-2
CORONA, NY 11368
(718) 321-8652

Architect:
HILL | WEST
ARCHITECTS
11 BROADWAY
17TH FLOOR
NEW YORK, NY 10004
T. 212 213 8807

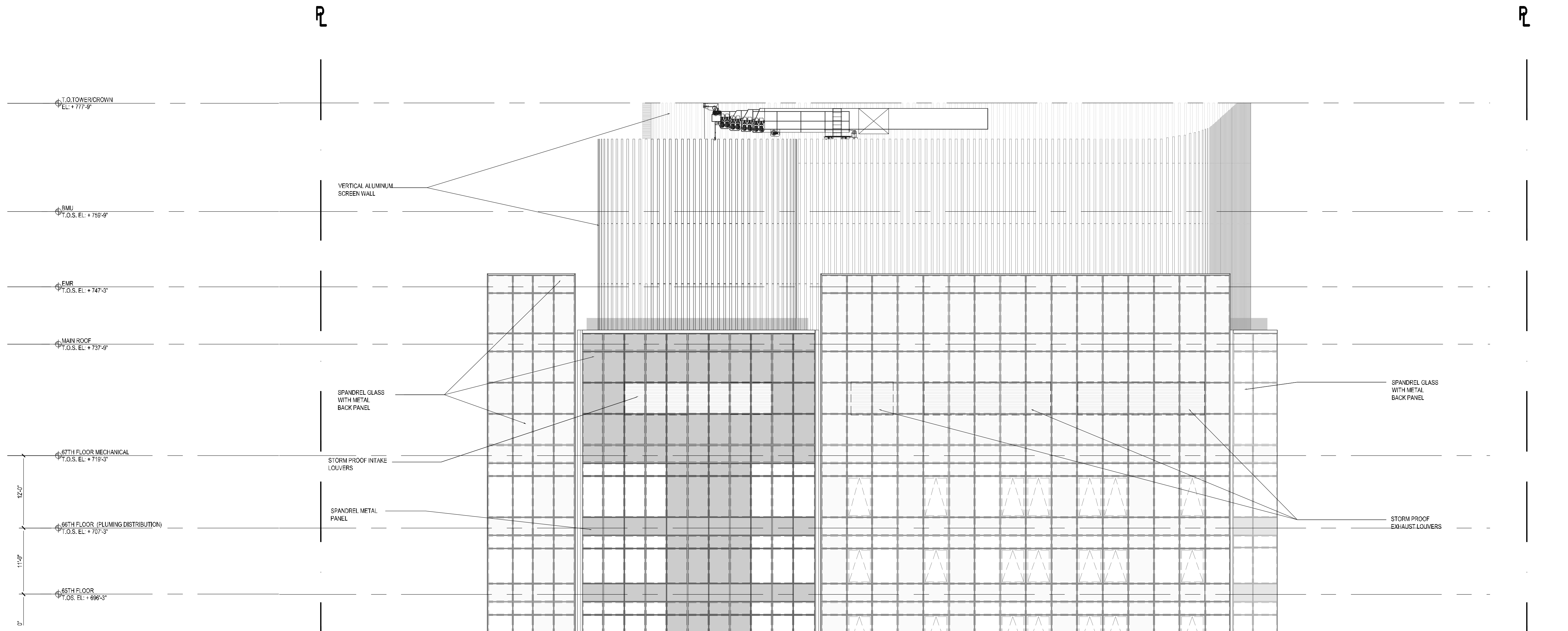
Consultant:
DESIMONE CONSULTING ENGINEERS
140 Broadway 25th Floor
New York, NY, 10005
(212) 532-2211
Cosentini Associates
Two Pennsylvania Plaza, 3rd FL,
New York, NY 10121
(212) 615-3600
Whitehall
11 Broadway, 17th Floor
New York, NY 10004
(212) 908-4940

DOB STAMPS & SIGNATURES:

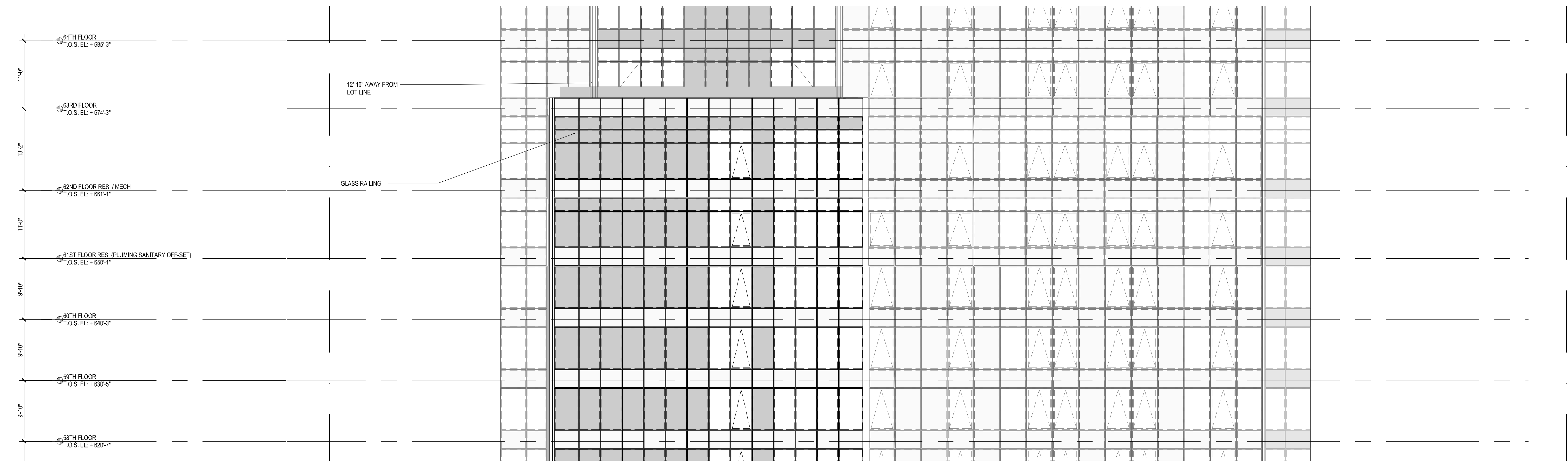
DWG TITLE:
PARTIAL EAST ELEVATION
(HIGH ZONE)

SEAL & SIGNATURE:

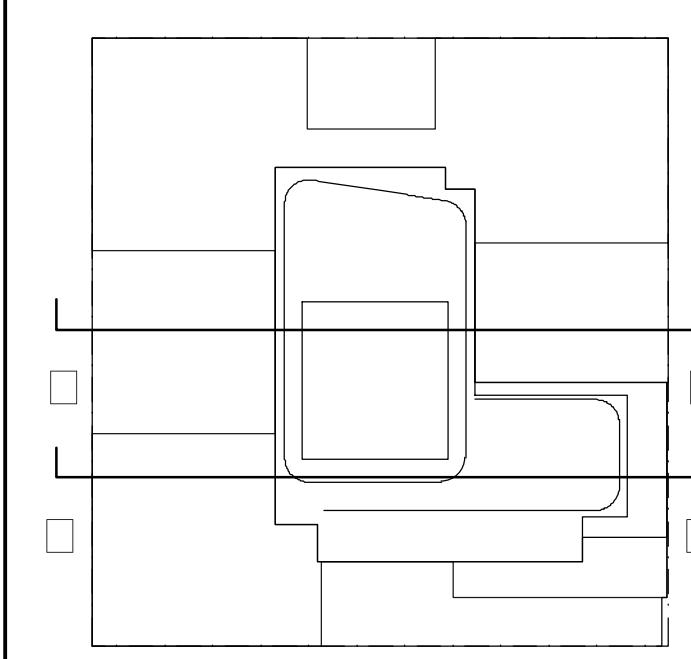
DATE: 10/05/2017
PROJECT #: 15412
SCALE: AS NOTED
A-217.00
DWG NO.
050 OF 105



2 PARTIAL EAST ELEVATION
Scale: 1/8" = 1'-0"



1 PARTIAL EAST ELEVATION
Scale: 1/8" = 1'-0"



KEY PLAN

NOTES:

NOT FOR CONSTRUCTION

10/06/2017	ISSUED FOR DOB
09/19/2017	90A D3 SET ADD #3
04/02/2017	60A D3 SET
02/02/2017	90A D3 SET
03/30/2017	ISSUED FOR DOB
03/01/2017	ISSUED FOR DOB
02/14/2017	ISSUED FOR DOB
01/07/2017	SUPPLEMENTAL SET
01/02/2017	ISSUED FOR DOB
11/17/2016	FACADE PHASE SET
11/11/2016	100A D3 SET
10/12/2016	ISSUED FOR DOB
05/09/2016	ISSUED FOR DOB
04/09/2016	100A D3 SET
02/05/2016	DOE FILE SET

Number: Date: Revision:

Project:
City View Tower at Court Square
23-15 44th Drive
Long Island City, NY 11101

Client:
Cityview Tower LLC
112-15 NORTHERN BLVD, CF-2
CORONA, NY 11368
(718) 321-8652

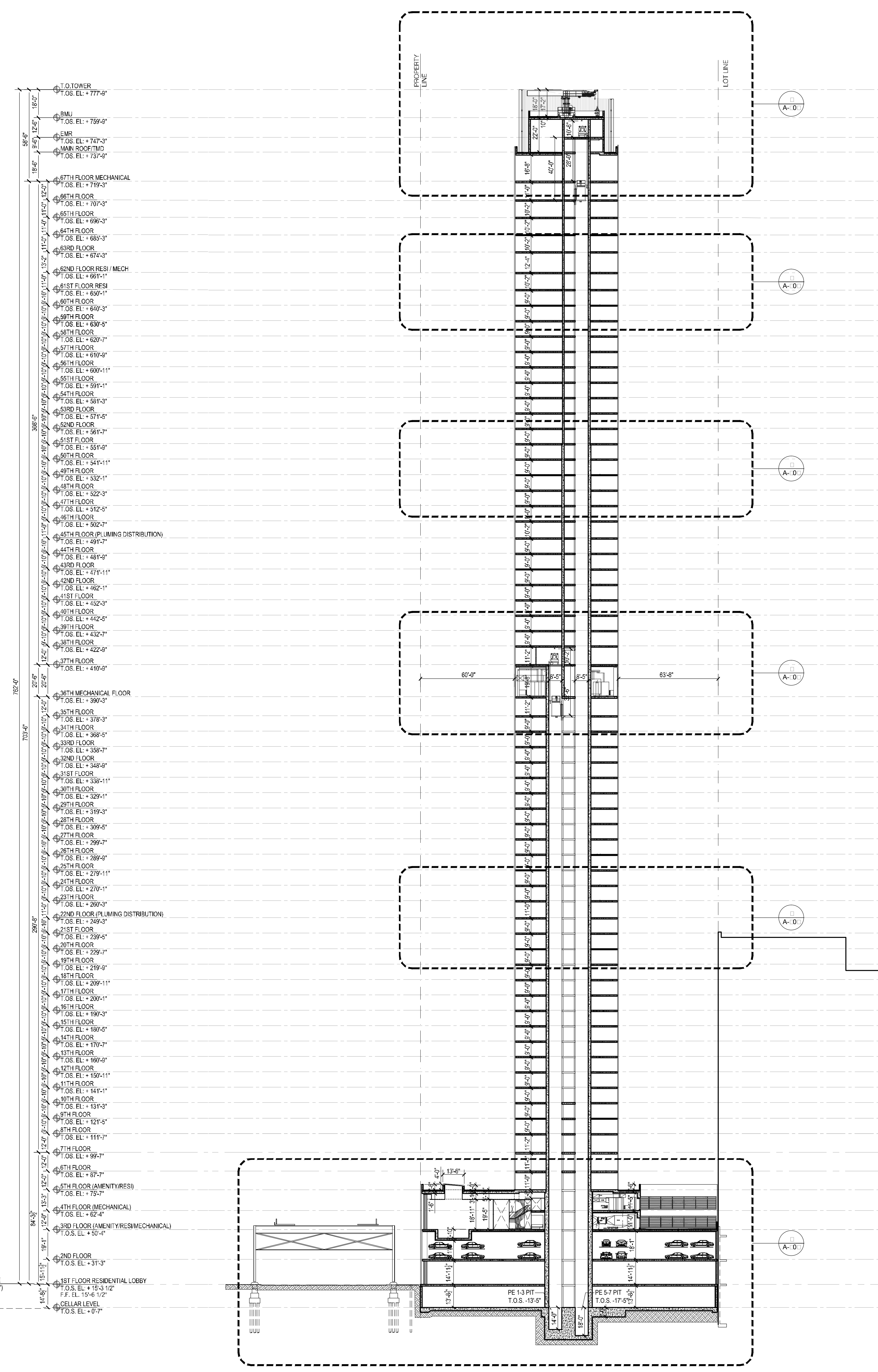
Architect:
HILL | WEST
ARCHITECTS
11 BROADWAY
17TH FLOOR
NEW YORK, NY 10004
T. 212 213 8007

Consultant:
DESMONE CONSULTING ENGINEERS
140 Broadway 25th Floor
New York, NY, 10005
(212) 532-2211
Cosentini Associates
Two Pennsylvania Plaza, 3rd FL.
New York, NY 10121
(212) 615-3600
Whitehall
11 Broadway, 17th Floor
New York, NY 10004
(212) 908-4940

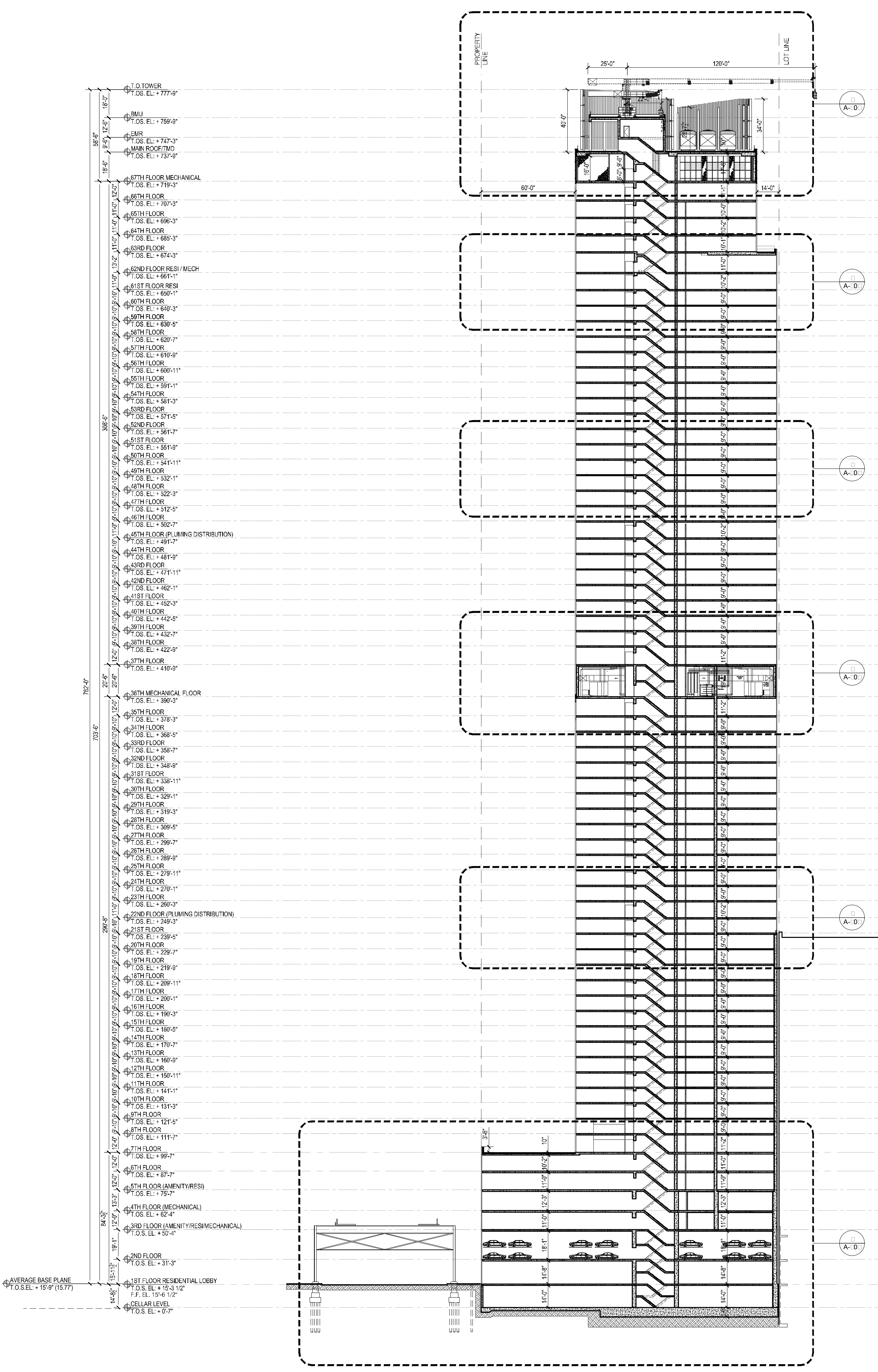
DOB STAMPS & SIGNATURES:

DWG TITLE:
OVERALL BUILDING SECTIONS

SEAL & SIGNATURE: REGISTERED ARCHITECT NEW YORK	DATE: 10/06/2017 PROJECT # 15412 SCALE: 1/32"=1'-0" DWG NO. A-300.00
---	---



2 EAST-WEST SECTION A
Scale: 1/32"=1'



1 EAST-WEST SECTION A
Scale: 1/32"=1'

NOTES:

NOT	FOR	CONSTRUCTION
1/06/2017		ISSUES FOR 005
04/10/2017		OWN TO SET POINT # 3
04/02/2017	OWN TO SET	
01/04/2017		ISSUES FOR 005
03/01/2017		ISSUES FOR 005
02/14/2017		ISSUES FOR 005
01/07/2017		SUPPLEMENTARY SET
01/05/2017		ISSUES FOR 005
11/17/2016		ISSUE PRIME SET
11/01/2016		OWN TO OWN/OWN/OWN SET
10/12/2016		ISSUES FOR 005
08/09/2016		ISSUES FOR 005
04/08/2016		OWN/OWN/OWN SET
03/05/2016		OWN/OWN/OWN SET

er:	Date:	Revision:
-----	-------	-----------

Project:

**City View Tower at
Court Square**
23-15 44th Drive
Long Island City, NY 11101

Cityview Tower LLC
112-15 NORTHERN BLVD, CF-2
CORONA, NY 11368
(718) 321-8652

architect:

HILL | WEST
ARCHITECTS

11 BROADWAY
17TH FLOOR
NEW YORK, NY 10004
T. 212 213 8007


ESIMONE
CONSULTING ENGINEERS
1 Broadway, 25th Floor
New York, NY, 10005
(212) 632-2211

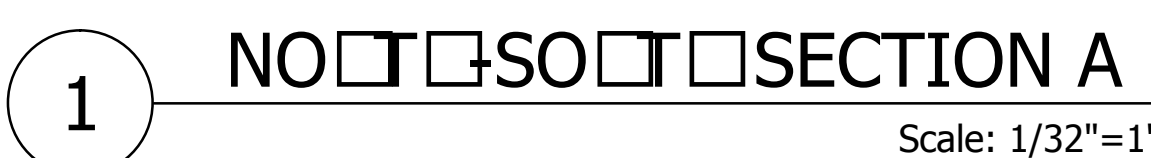
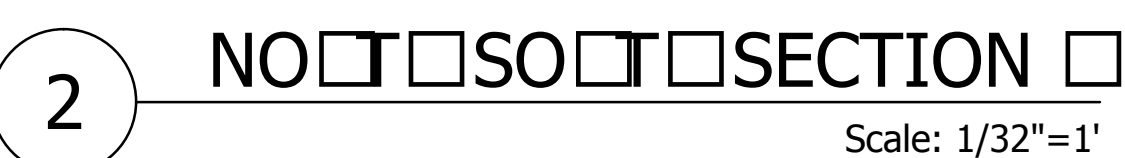
rosentini Associates
400 Pennsylvania Plaza, 3rd FL,
New York, NY 10121
(212) 615-3600

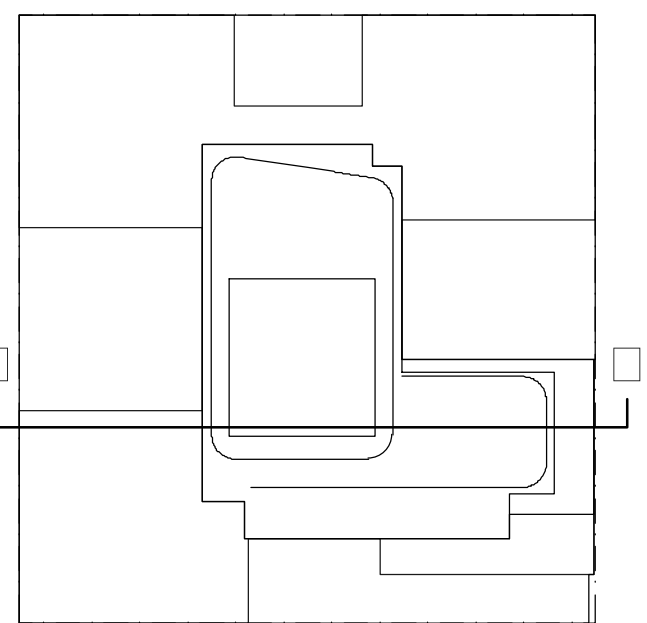
Whitehall
100 Broadway, 17th Floor
New York, NY 10004
(212) 908-4940

STAMPS & SIGNATURES:

OVERALL BUILDING SECTIONS

	DATE:	10/05/2017
	PROJECT #:	15A12
	SCALE:	1/32" = 1'-0"
	<div style="font-size: 2em; font-weight: bold;">A-301.00</div> DWG NO.	





KEY PLAN

NOTES:

NOT FOR CONSTRUCTION

10/08/2017	ISSUED FOR DOB
09/10/2017	90% CD SET, ADD #3
08/02/2017	60% CD SET
02/04/2017	90% CD SET
03/30/2017	ISSUED FOR DOB
03/01/2017	ISSUED FOR DOB
02/14/2017	ISSUED FOR DOB
01/07/2017	SUPPLEMENTAL SET
01/02/2017	ISSUED FOR DOB
11/07/2016	FACADE PHASE SET
11/01/2016	100% EDITIONAL WORK SET
10/12/2016	ISSUED FOR DOB
04/08/2016	FOUNDATION SET
02/05/2016	DOB FILING SET

Number:	Date:	Revision:
---------	-------	-----------

Project:
City View Tower at Court Square
23-15 44th Drive
Long Island City, NY 11101

Client:
Cityview Tower LLC
112-15 NORTHERN BLVD, CF-2
CORONA, NY 11368
(718) 321-8652

Architect:
HILL | WEST
ARCHITECTS
11 BROADWAY
17TH FLOOR
NEW YORK, NY 10004
T. 212 213 8007

Consultant:
DESIMONE CONSULTING ENGINEERS
140 Broadway 25th Floor
New York, NY, 10005
(212) 532-2211
Cosentini Associates
Two Pennsylvania Plaza, 3rd FL,
New York, NY 10121
(212) 615-3600
Whitehall
11 Broadway, 17th Floor
New York, NY 10004
(212) 908-4940

DOB STAMPS & SIGNATURES:

DWG TITLE:
PARTIAL WEST - EAST SECTION

SEAL & SIGNATURE: REGISTERED ARCHITECT NEW YORK	DATE: 10/08/2017
PROJECT #: A-302.00	SCALE: 1/8" = 1'-0"
DWG NO.	

36TH FLOOR
F.L.S. EL. + 422'-9"

37TH FLOOR
F.L.S. EL. + 419'-9"

38TH MECHANICAL FLOOR
F.L.S. EL. + 399'-3"

38TH FLOOR
F.L.S. EL. + 379'-3"

39TH FLOOR
F.L.S. EL. + 369'-3"

38TH FLOOR
F.L.S. EL. + 369'-3"

39TH FLOOR (PLUMBING DISTRIBUTION)
F.L.S. EL. + 349'-3"

41ST FLOOR
F.L.S. EL. + 299'-3"

37TH FLOOR
F.L.S. EL. + 111'-3"

37TH FLOOR
F.L.S. EL. + 99'-3"

37TH FLOOR
F.L.S. EL. + 87'-3"

37TH FLOOR (AMENITY RESS)
F.L.S. EL. + 75'-3"

34TH FLOOR (MECHANICAL)
F.L.S. EL. + 62'-4"

33RD FLOOR (AMENITY RESS/MECHANICAL)
F.L.S. EL. + 50'-4"

33RD FLOOR
F.L.S. EL. + 31'-3"

18TH FLOOR RESIDENTIAL LOBBY
F.L.S. EL. + 19'-3 1/2"

F.F. EL. 19'-6 1/2"

CELLAR LEVEL
F.L.S. EL. + 0'-3"

3 EAST-WEST MID-RISE TOWER SECTION
Scale: 1/8" = 1'-0"

2 EAST-WEST LOW-RISE TOWER SECTION
Scale: 1/8" = 1'-0"

1 EAST-WEST CASE SECTION
Scale: 1/8" = 1'-0"

NOTES:

10/06/2017	ISSUED FOR DOB
09/15/2017	90% CD SET (ADD # 3)
06/02/2017	65% CD SET
03/24/2017	30% CD SET
03/10/2017	ISSUED FOR DOB
03/01/2017	ISSUED FOR DOB
02/14/2017	ISSUED FOR DOB
01/27/2017	SUPERSTRUCTURE SET
01/25/2017	ISSUED FOR DOB
11/17/2016	FACADE PRICING SET
11/11/2016	100% TO FOUNDATION END SET
10/12/2016	ISSUED FOR DOB
04/09/2016	FOUNDATION END SET
03/05/2016	DOB B.N.C. SET

Number:	Date:	Revision:
---------	-------	-----------

Client: **Cityview Tower LLC**
112-15 NORTHERN BLVD, CF-2
CORONA, NY 11368
(718) 321-8652

Architect:

HILL | WES
ARCHITECTS
11 BROADWAY
17TH FLOOR
NEW YORK, NY 10004
212.512.2003

Consultant:

**DESIMONE
CONSULTING ENGINEERS**

140 Broadway 25th Floor
New York, NY, 10005
(212) 532-2211

Cosentini Associates


Two Pennsylvania Plaza, 3rd FL,
New York, NY 10121
(212) 615-3600

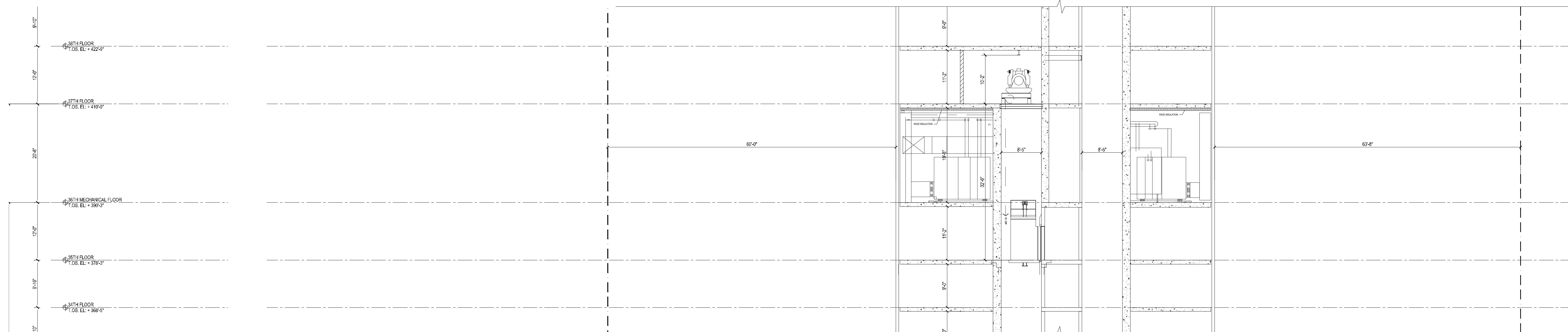
Whitehall

11 Broadway, 17th Floor
New York, NY 10004
(212) 908-4940


DOB STAMPS & SIGNATURES:

DWG TITLE: PARTIAL WEST - EAST SECTION

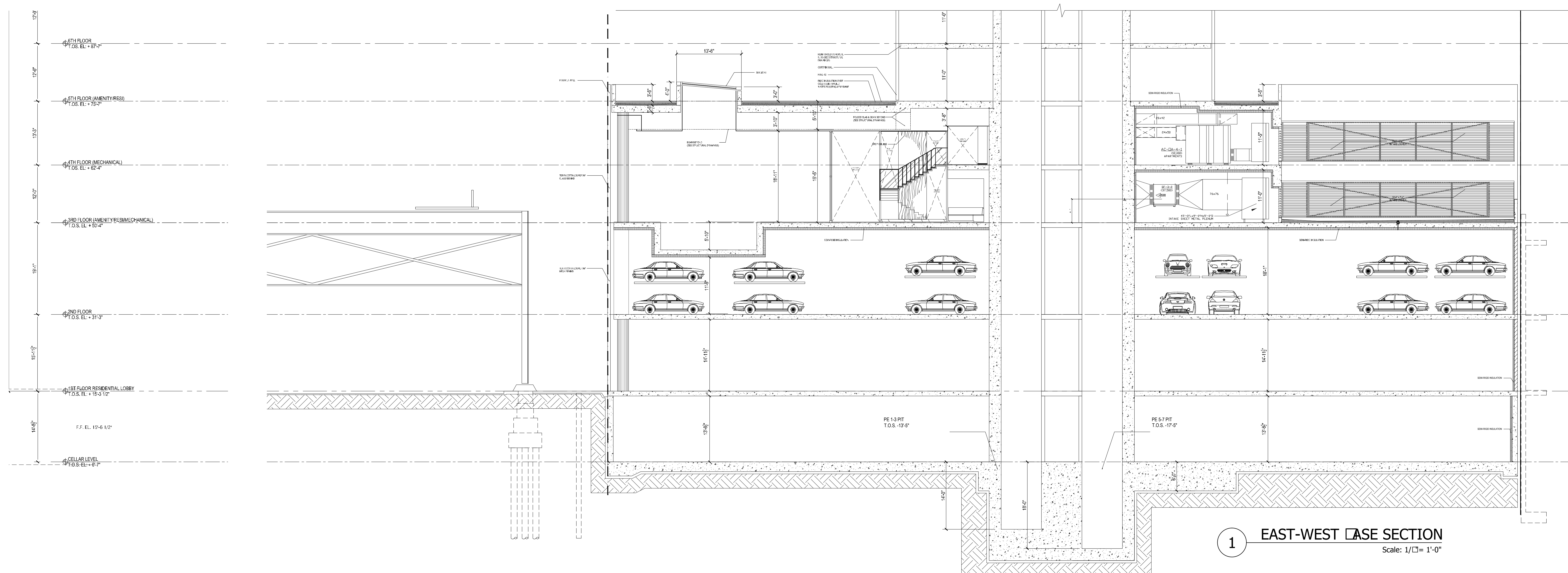
SEAL & SIGNATURE:	DATE:
	
	PROJECT #:
	SCALE:
	A-304.0
	DWG NO.



3 EAST-WEST MIDDLE TOWER SECTION



2 EAST-WEST LOW-RISE TOWER SECTION



1 EAST-WEST BASE SECTION

NOTES:

10/06/2017	ISSUED FOR DOB
09/15/2017	90% CD SET, ADD # 3
06/02/2017	60% CD SET
03/24/2017	50% CD SET
03/10/2017	ISSUED FOR DOB
03/01/2017	ISSUED FOR DOB
02/14/2017	ISSUED FOR DOB
01/27/2017	SUPERSTRUCTURE SET
01/25/2017	ISSUED FOR DOB
11/17/2016	FACADE PRILING SET
11/11/2016	100% CD FOUNDATION AND SET
10/12/2016	ISSUED FOR DOB
04/08/2016	FOUNDATION AND SET
02/05/2016	DOB PLING SET

Number:	Date:	Revision:
---------	-------	-----------

Client: **Cityview Tower LLC**
112-15 NORTHERN BLVD, CF-2
CORONA, NY 11368
(718) 321-8652

Architect:
HILL | WEST
ARCHITECTS
11 BROADWAY
17TH FLOOR
NEW YORK, NY 10004
T. 212 213 8007

Consultant:

**DESMONE
CONSULTING ENGINEERS**

140 Broadway, 25th Floor
New York, NY, 10005
(212) 532-2211

Cosentini Associates


Two Pennsylvania Plaza, 3rd FL,
New York, NY 10121
(212) 615-3600

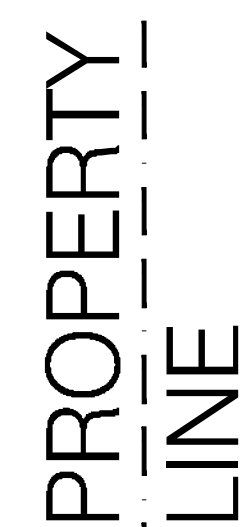
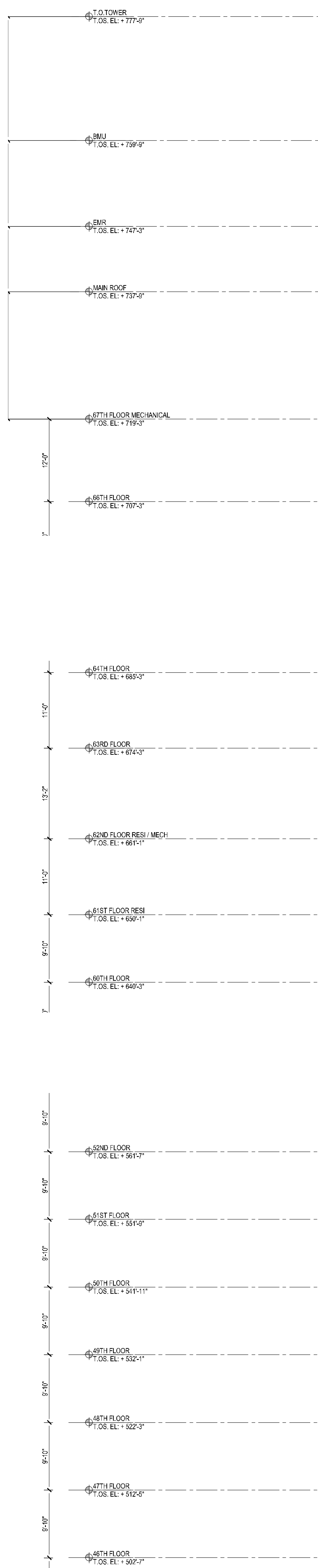
Whitehall

11 Broadway, 17th Floor
New York, NY 10004
(212) 908-4940

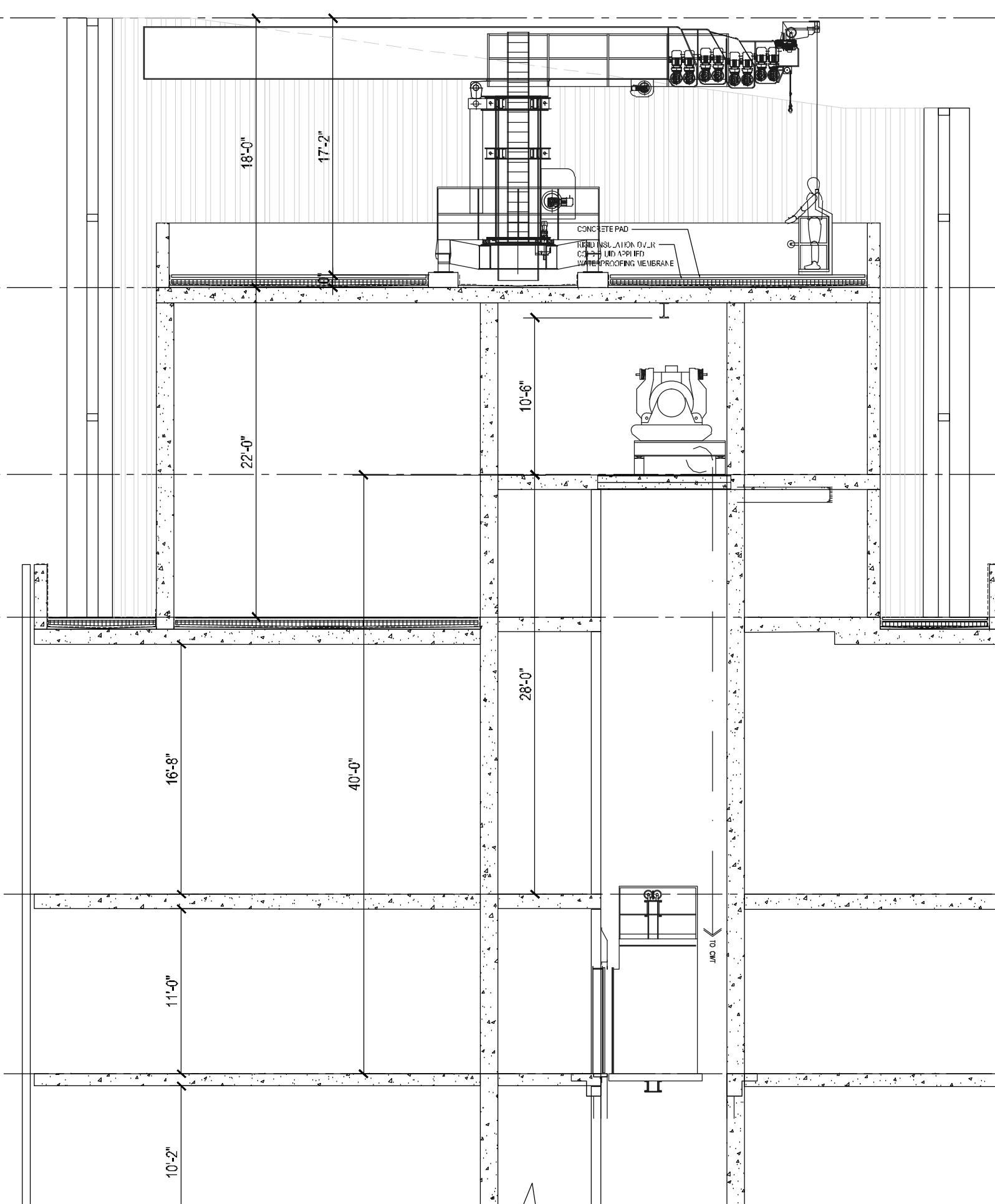
DOB STAMPS & SIGNATURES:



DWG TITLE:
PARTIAL WEST - EAST SECTION


	DATE:	10/08/2017
	PROJECT #:	15412
	SCALE:	AS NOTED
<div style="font-size: 48pt; font-weight: bold;">A-305.00</div>		
DWG NO		






LOT LINE



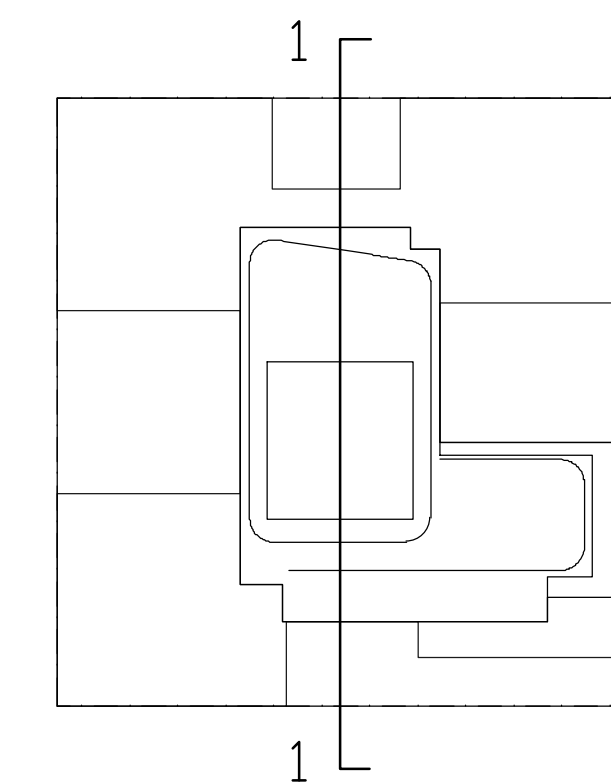
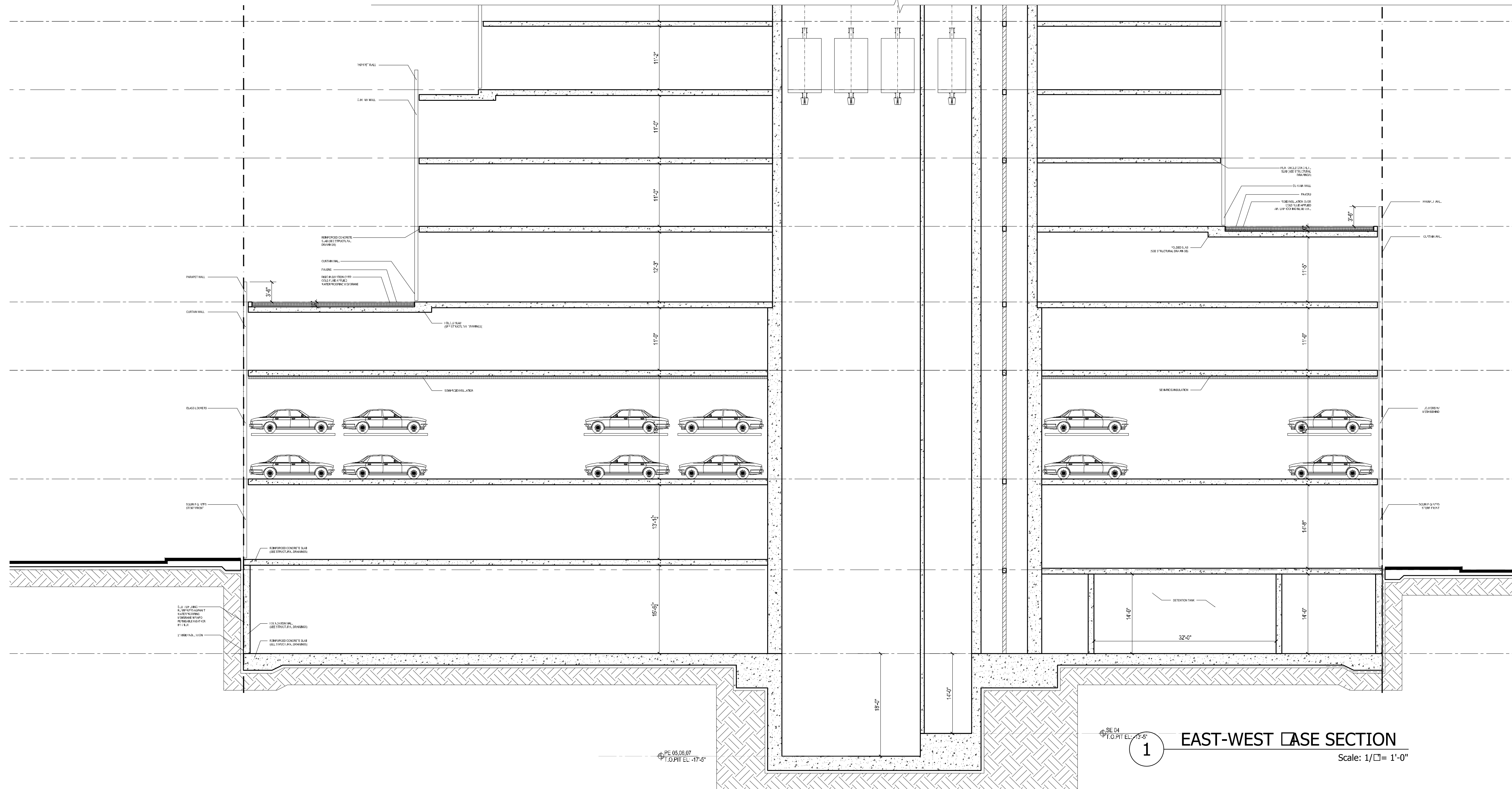


3 EAST-WEST  EISE SECTION
Scale: 1/ = 1'-0"



2 EAST-WEST  EISE SECTION
Scale: 1/ = 1'-0"



1 EAST-WEST MIDDLE TOWER SECTION



KEY PLAN

NOTES:

NOT	FOR	CONSTRUCTION
-----	-----	--------------

09/06/2017	ISSUED FOR DOB
09/13/2017	50% CD SET ADD # 3
06/03/2017	60% CD SET
03/24/2017	50% CD SET
03/10/2017	ISSUED FOR DOB
03/01/2017	ISSUED FOR DOB
02/14/2017	ISSUED FOR DOB
01/27/2017	SUPERSTRUCTURE SET
01/25/2017	ISSUED FOR DOB
11/17/2016	FACADE PRICING SET
11/11/2016	100% DO FOUNDATION END SET
10/12/2016	ISSUED FOR DOB
04/08/2016	FOUNDATION END SET
02/05/2016	DOB PLING SET

Number:	Date:	Revision:
---------	-------	-----------

Project:
**City View Tower at
Court Square**
23-15 44th Drive
Long Island City, NY 11101

Client: **Cityview Tower LLC**
112-15 NORTHERN BLVD, CF-2
CORONA, NY 11368
(718) 321-8652

Architect:
HILL | WEST
ARCHITECTS
11 BROADWAY
17TH FLOOR
NEW YORK, NY 10004
T. 212 213 8007

Consultant:

**DESIMONE
CONSULTING ENGINEERS**

140 Broadway, 25th Floor
New York, NY, 10005
(212) 532-2211

Cosentini Associates


Two Pennsylvania Plaza, 3rd FL,
New York, NY 10121
(212) 615-3600

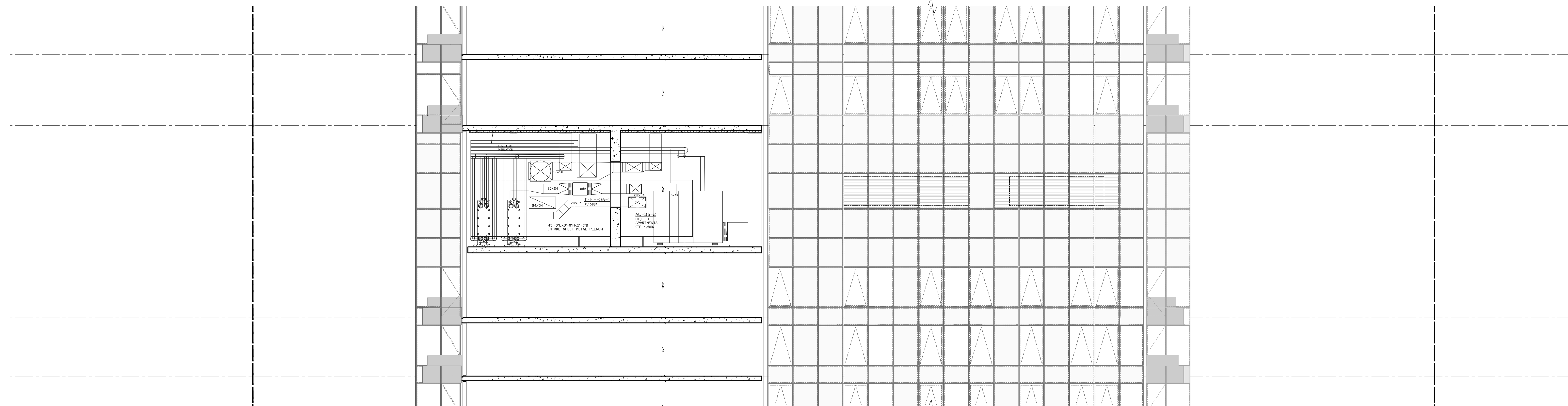
Whitehall

11 Broadway, 17th Floor
New York, NY 10004
(212) 908-4940

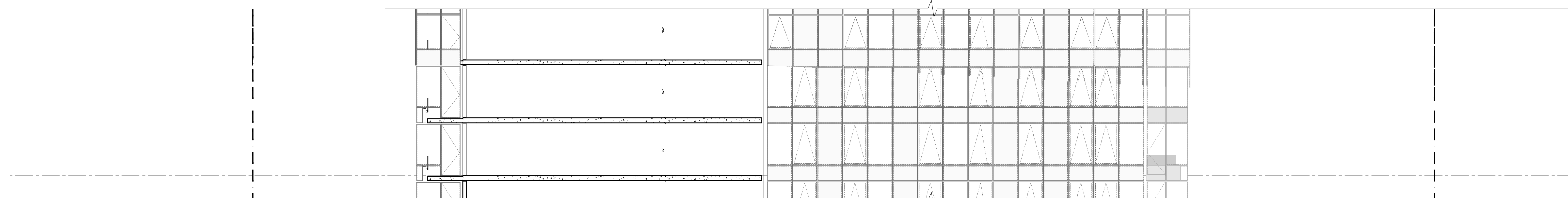
JOB STAMPS & SIGNATURES:

WG TITLE:
PARTIAL NORTH - SOUTH SECTION

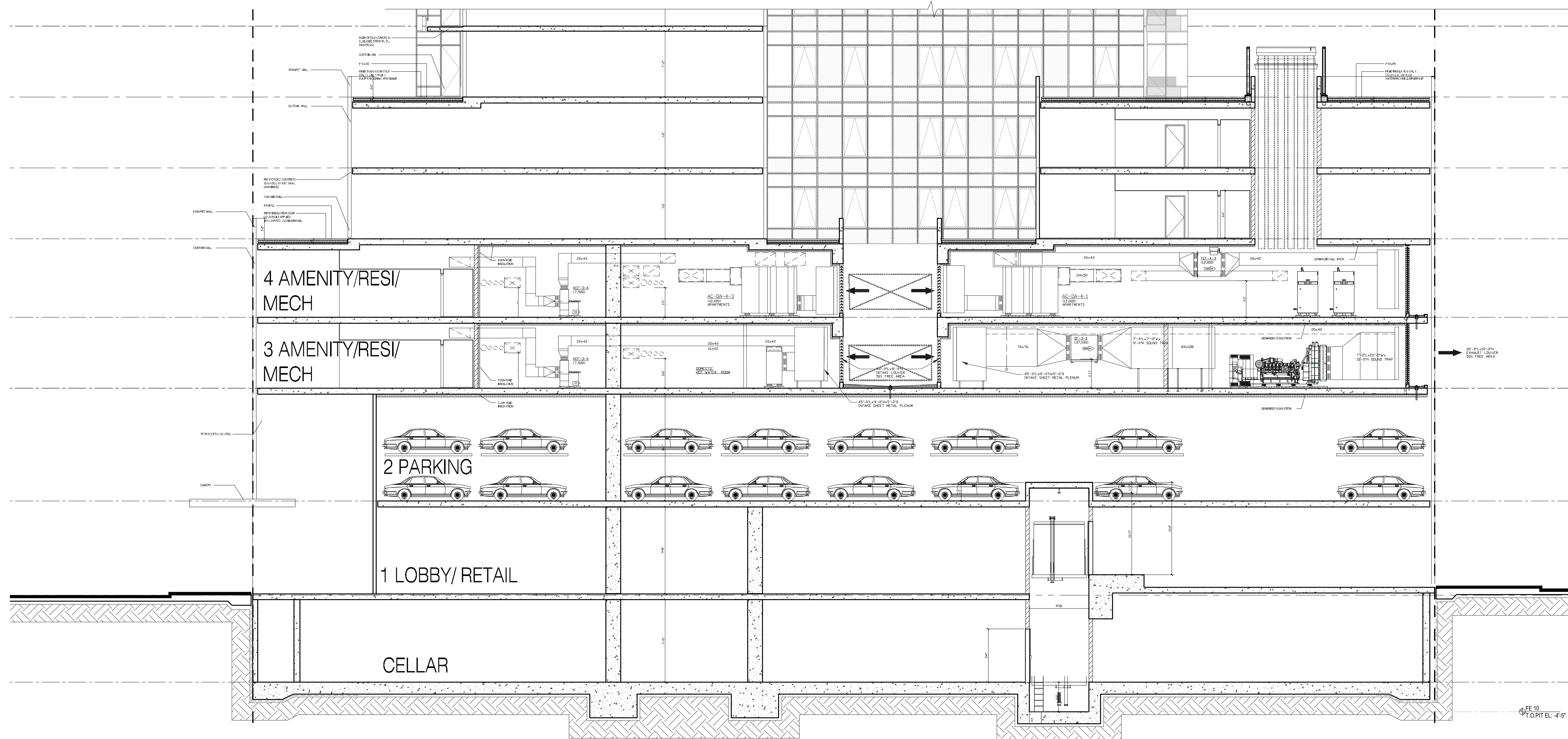
	DATE:	10/06/2017
	PROJECT #:	15412
	SCALE:	AS NOTED
	<div style="font-size: 2em; font-weight: bold;">A-306.00</div>	
DWG NO.		



3



2



1



10/06/2017	ISSUED FOR DOB
09/15/2017	90% CD SET JACO # 3
06/02/2017	60% CD SET
03/24/2017	50% CD SET
03/10/2017	ISSUED FOR DOB
03/01/2017	ISSUED FOR DOB
02/14/2017	ISSUED FOR DOB
01/27/2017	SUPERSTRUCTURE SET
01/05/2017	ISSUED FOR DOB
11/17/2016	FACADE PRICING SET
11/11/2016	100% DOB/QUALITY BID SET
10/12/2016	ISSUED FOR DOB
04/08/2016	FOUNDATION BID SET
02/05/2016	DOB PLING SET

Author:	Date:	Revision:
---------	-------	-----------

**City View Tower at
Court Square**
23-15 44th Drive
Long Island City, NY 11101

Cityview Tower LLC
112-15 NORTHERN BLVD, CF-2
CORONA, NY 11368
(718) 321-8652

architect:
HILL | WEST
ARCHITECTS
11 BROADWAY
17TH FLOOR
NEW YORK, NY 10004
T. 212 213.8007


ESIMONE
INSULTE ENGINEERS
10 Broadway, 25th Floor
New York, NY, 10005
Tel: 632-2211

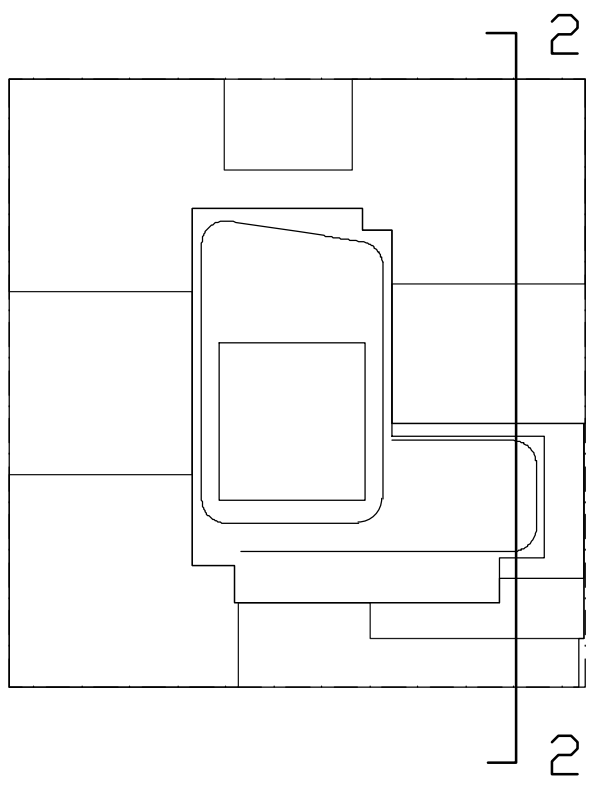
osentini Associates
100 Pennsylvania Plaza, 3rd FL,
New York, NY 10121
Tel: 615-3600

Whitehall
Broadway, 17th Floor
New York, NY 10004
Tel: 908-4940

STAMPS & SIGNATURES:

TITLE: PARTIAL NORTH - SOUTH SECTION

	DATE:	10/05/2017
	PROJECT #:	15A12
	SCALE:	AS NOTED
	<div style="font-size: 2em; font-weight: bold;">A-308.00</div>	
DWG NO.		



KEY PLAN

NOTES:

NOT FOR CONSTRUCTION

10/08/2017	ISSUED FOR DOB
02/10/2017	90% CD SET, ADD #3
04/02/2017	60% CD SET
02/04/2017	90% CD SET
03/10/2017	ISSUED FOR DOB
03/01/2017	ISSUED FOR DOB
02/14/2017	ISSUED FOR DOB
01/07/2017	SUPPERSTRUCTURE SET
01/05/2017	ISSUED FOR DOB
11/17/2016	FACADE PHASE SET
11/11/2016	100% EDITION/REVISION SET
10/12/2016	ISSUED FOR DOB
04/08/2016	FOUNDATION AND SET
02/05/2016	DOB FILING SET

Number: Date: Revision:

Project:

City View Tower at Court Square
23-15 44th Drive
Long Island City, NY 11101

Client:

Cityview Tower LLC
112-15 NORTHERN BLVD, CF-2
CORONA, NY 11368
(718) 321-8652

Architect:

HILL | WEST
ARCHITECTS
11 BROADWAY
17TH FLOOR
NEW YORK, NY 10004
T. 212 213 8007

Consultant:

DESIMONE CONSULTING ENGINEERS
140 Broadway 25th Floor
New York, NY, 10005
(212) 532-2211
Cosentini Associates
Two Pennsylvania Plaza, 3rd FL.
New York, NY 10121
(212) 615-3600
Whitehall
11 Broadway, 17th Floor
New York, NY 10004
(212) 908-4940

DOB STAMPS & SIGNATURES:

DWG TITLE:
PARTIAL NORTH - SOUTH SECTION

SEAL & SIGNATURE:
REGISTERED ARCHITECT
STEPHEN J. HILL
NEW YORK STATE
ARCHITECTS
11/08/2017

DATE: 11/08/2017
PROJECT # 15412

SCALE: AS NOTED
A-309.00

DWG NO. 060 OF 115

PROPERTY LINE

PROPERTY LINE

T.O. TOWER
F.L.O.S. EL. + 777'-9"
BRJ
F.L.O.S. EL. + 759'-9"
BJS
F.L.O.S. EL. + 747'-3"
MAIN ROOF
F.L.O.S. EL. + 737'-9"
67TH FLOOR MECHANICAL
F.L.O.S. EL. + 719'-3"

17'-2"

66TH FLOOR
F.L.O.S. EL. + 707'-3"

66TH FLOOR
F.L.O.S. EL. + 687'-3"

65TH FLOOR
F.L.O.S. EL. + 674'-3"

64TH FLOOR RES./MECH.
F.L.O.S. EL. + 661'-11"

63RD FLOOR RES.
F.L.O.S. EL. + 650'-11"

62TH FLOOR
F.L.O.S. EL. + 640'-3"

62ND FLOOR
F.L.O.S. EL. + 617'-3"

61ST FLOOR
F.L.O.S. EL. + 604'-9"

60TH FLOOR
F.L.O.S. EL. + 591'-11"

59TH FLOOR
F.L.O.S. EL. + 572'-11"

58TH FLOOR
F.L.O.S. EL. + 562'-3"

57TH FLOOR
F.L.O.S. EL. + 552'-9"

56TH FLOOR
F.L.O.S. EL. + 542'-9"

3

NORTH-SOUTH SECTION

Scale: 1/8" = 1'-0"

2

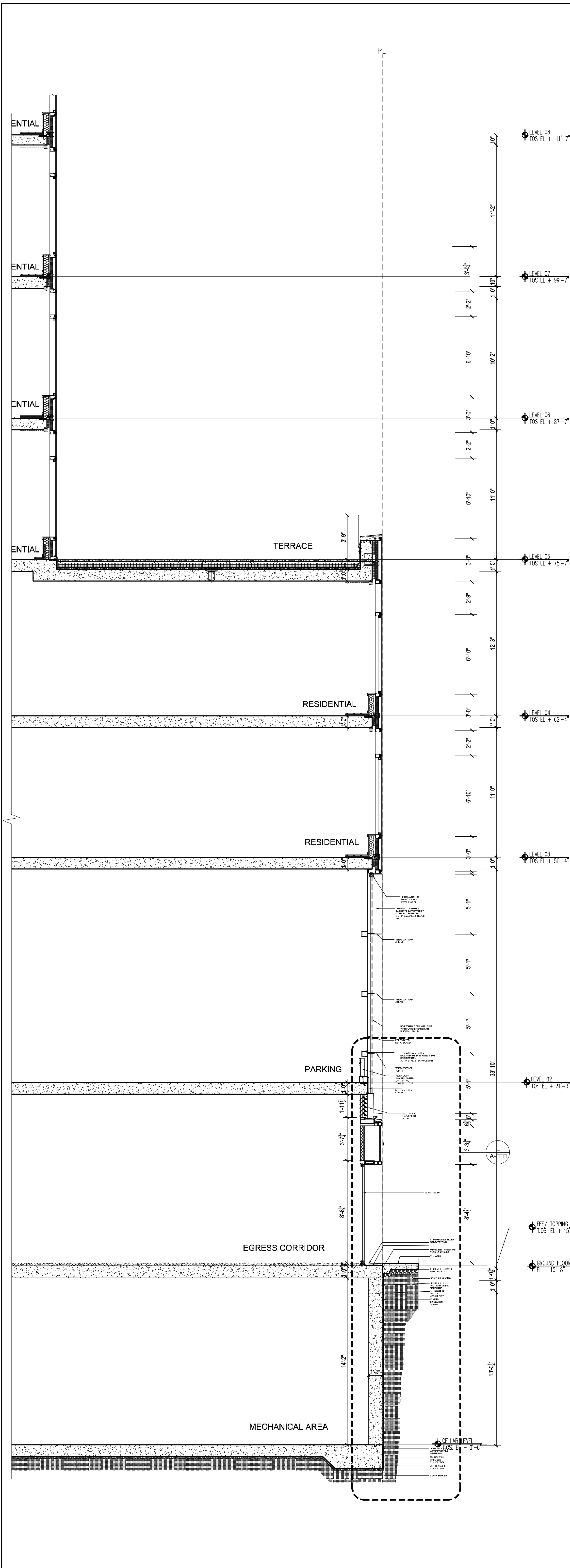
NORTH-SOUTH SECTION

Scale: 1/8" = 1'-0"

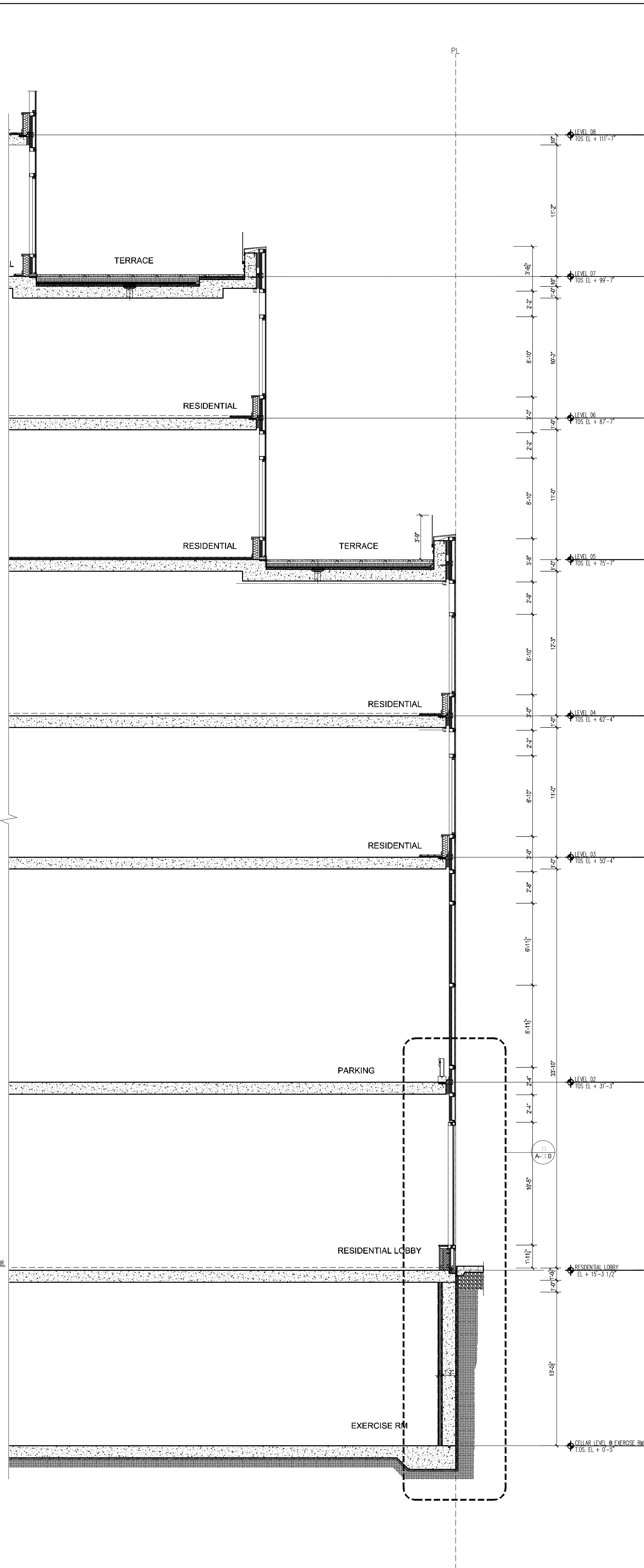
1

NORTH-SOUTH SECTION

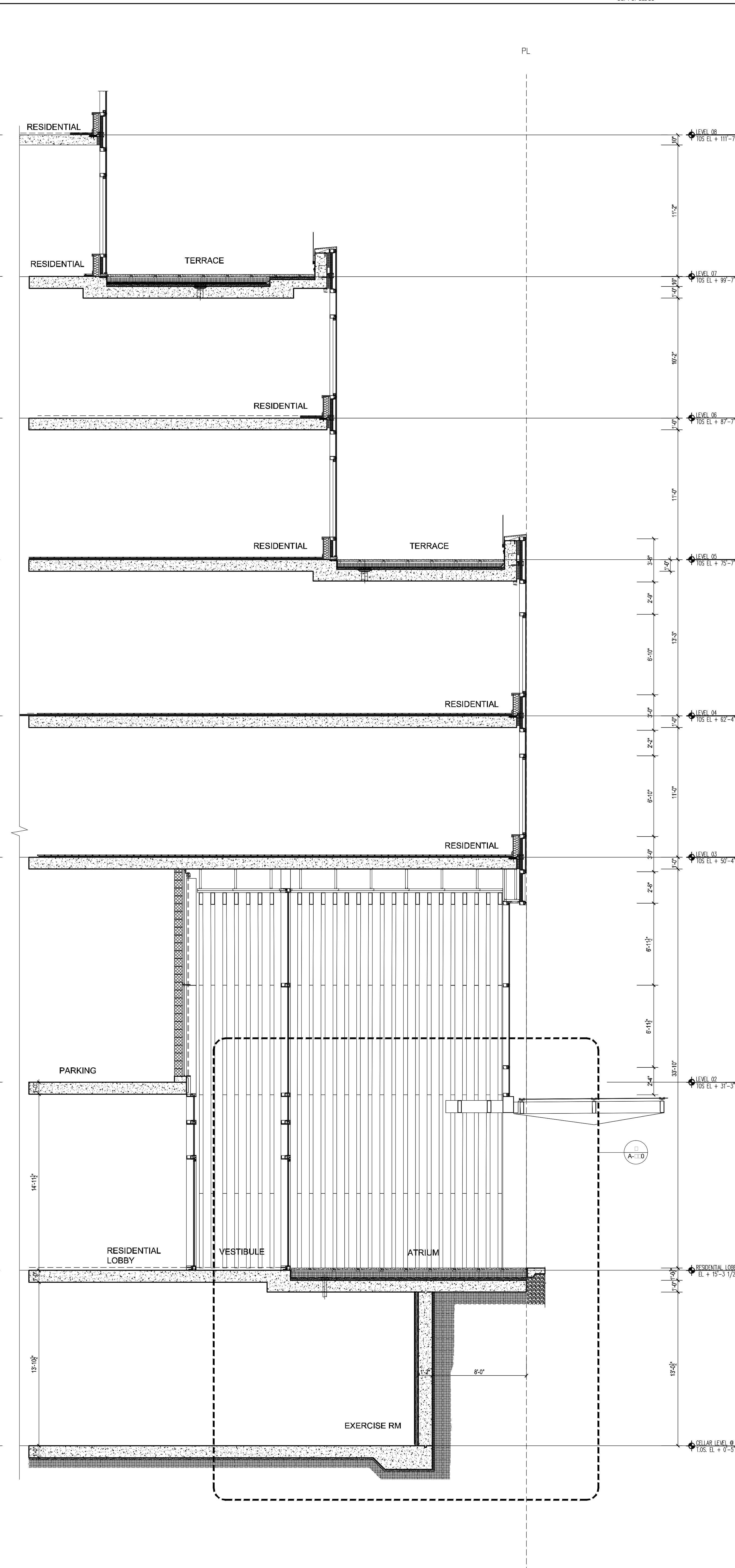
Scale: 1/8" = 1'-0"



3 WALL SECTION @ SOUTH ENTRANCELESS CORNER
Scale: 1/4"=1'-0"



2 WALL SECTION @ SOUTH ENTRANCE LOBBY/STOREROOM
Scale: 1/4"=1'-0"



1 WALL SECTION @ SOUTH ENTRANCE
Scale: 1/4"=1'-0"

NOTES:

NOT FOR CONSTRUCTION

10/05/2017	ISSUED FOR DOB
08/15/2017	50% CD SET AND #3
06/05/2017	50% CD SET
03/24/2017	50% CD SET
03/19/2017	ISSUED FOR DOB
03/01/2017	ISSUED FOR DOB
01/17/2017	ISSUED FOR DOB
01/12/2017	ISSUED FOR DOB
01/02/2017	SUPERSUBSTRUCTURE SET
11/17/2016	ISSUED FOR DOB
10/14/2016	ISSUED FOR DOB
10/12/2016	ISSUED FOR DOB
04/08/2016	FOUNDATION HD SET
03/05/2016	DOB PLING SET

Number: Date: Revision:

Project:
City View Tower at Court Square
23-15 44th Drive
Long Island City, NY 11101

Client:
Cityview Tower LLC
112-15 NORTHERN BLVD, CF-2
CORONA, NY 11368
(718) 321-8652

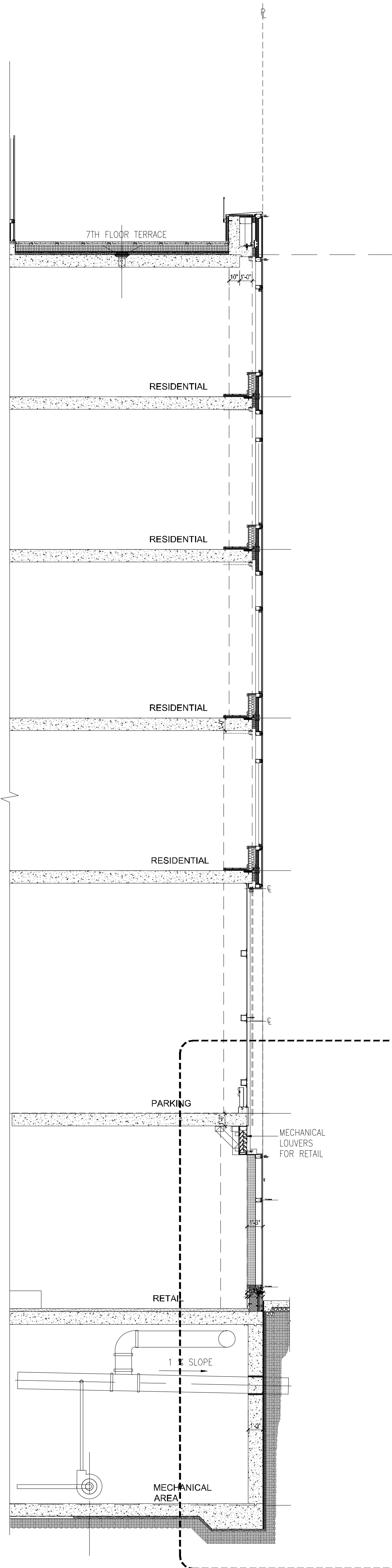
Architect:
HILL | WEST
ARCHITECTS
11 BROADWAY
17TH FLOOR
NEW YORK, NY 10004
T. 212 213 8807

Consultant:
DESIMONE CONSULTING ENGINEERS
140 Broadway 25th Floor
New York, NY, 10005
(212) 532-2211
Cosentini Associates
Two Pennsylvania Plaza, 3rd FL.
New York, NY 10121
(212) 615-3600
Whitehall
11 Broadway, 17th Floor
New York, NY 10004
(212) 908-4940

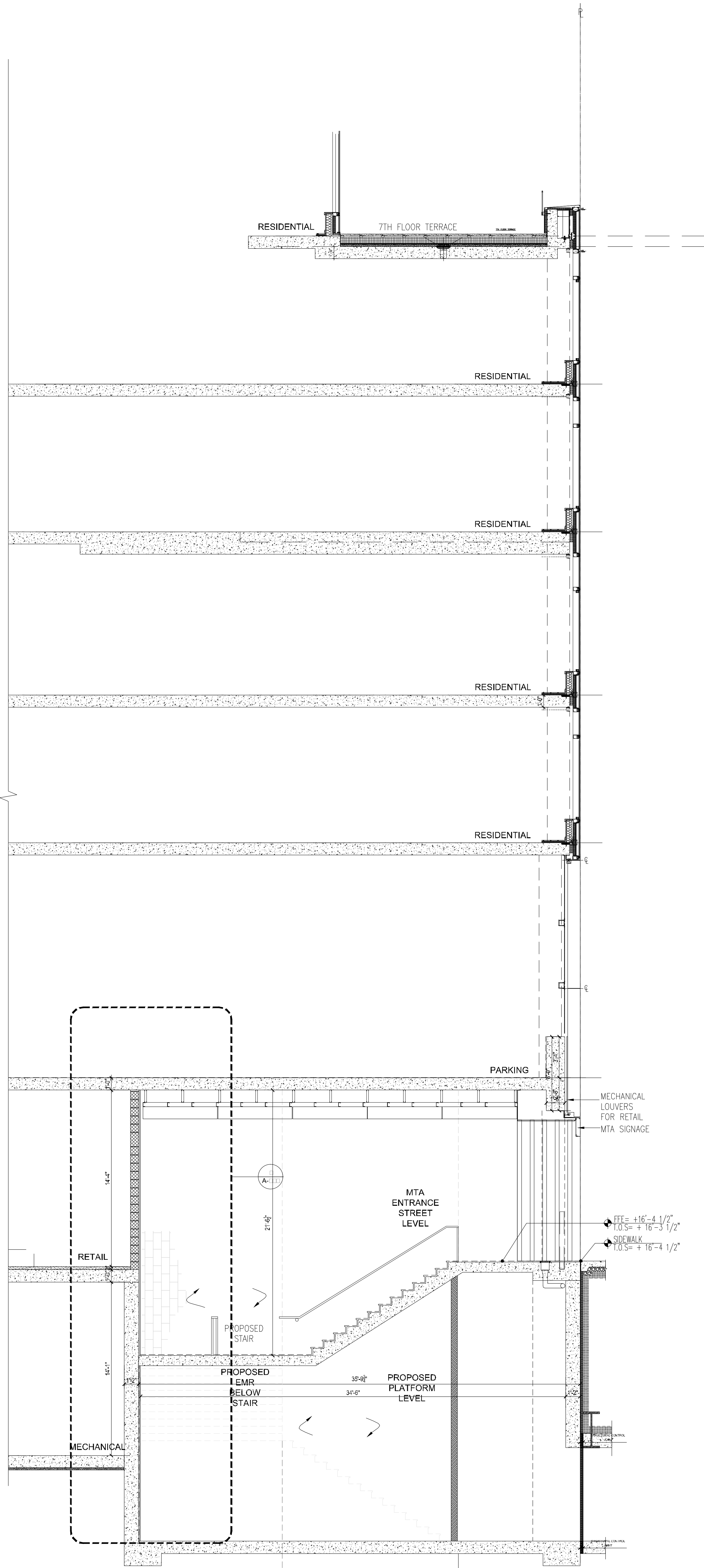
DOB STAMPS & SIGNATURES:

DWG TITLE:
BASE BUILDING WALL SECTIONS

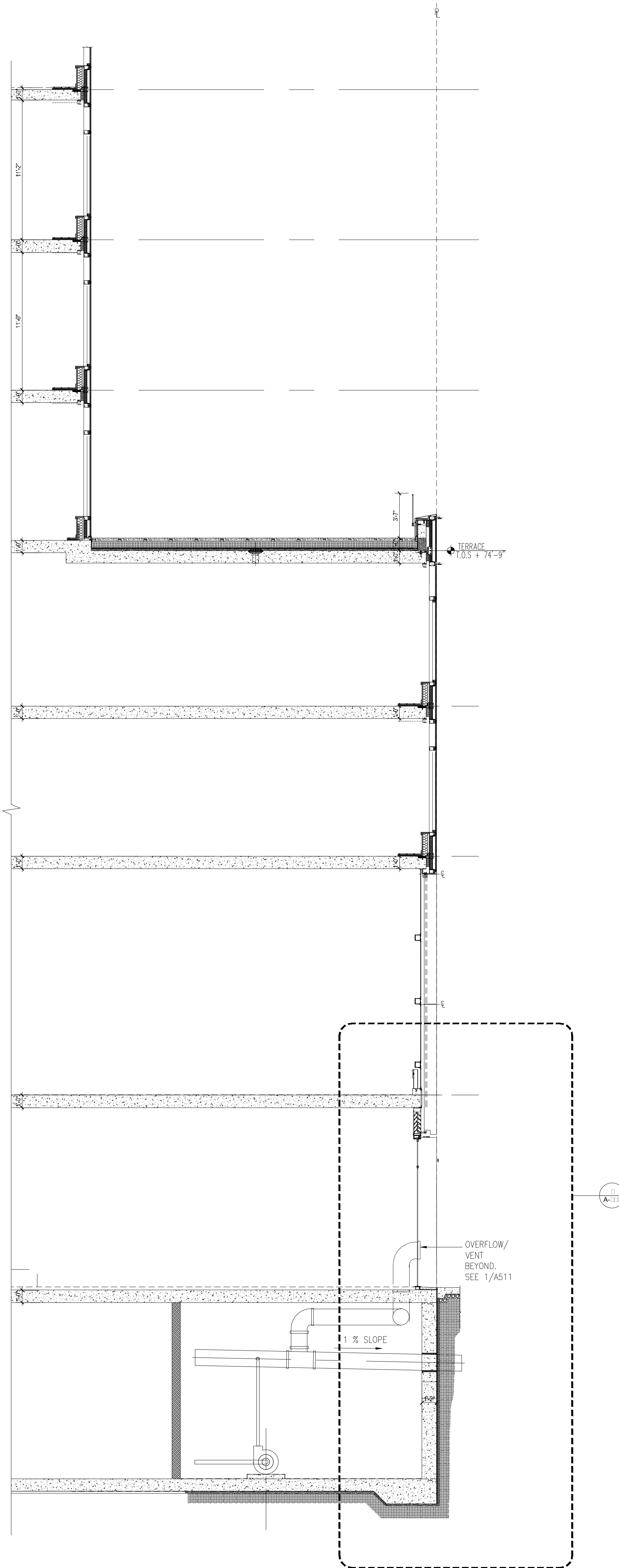
SEAL & SIGNATURE:
REGISTERED ARCHITECT
PROJECT #:
SCALE:
DATE: 10/05/2017
PROJECT #:
SCALE:
DATE: 10/05/2017
A-320.00
DWG NO.
081 OF 105



3 WALL SECTION @ SOUTH STREET FRONT
Scale: 1/4"=1'-0"



2 WALL SECTION @ MTA
Scale: 1/4"=1'-0"



1 WALL SECTION @ SOUTH STREET DETAIL ENTRY
Scale: 1/4"=1'-0"

NOTES:

NOT FOR CONSTRUCTION

10/05/2017	ISSUED FOR DOB
08/15/2017	90% CD SET AND #3
06/05/2017	90% CD SET
03/24/2017	90% CD SET
03/19/2017	ISSUED FOR DOB
03/01/2017	ISSUED FOR DOB
02/14/2017	ISSUED FOR DOB
01/23/2017	SUPERSTRUCTURE SET
01/23/2017	ISSUED FOR DOB
11/17/2016	FACILE PROPOSAL SET
10/14/2016	100% CD FOUNDATION AND SET
10/12/2016	ISSUED FOR DOB
04/09/2016	FOUNDATION AND SET
03/05/2016	DOB PLING SET

Number: Date: Revision:

Project:
City View Tower at Court Square
23-15 44th Drive
Long Island City, NY 11101

Client:
Cityview Tower LLC
112-15 NORTHERN BLVD, CF-2
CORONA, NY 11368
(718) 321-8652

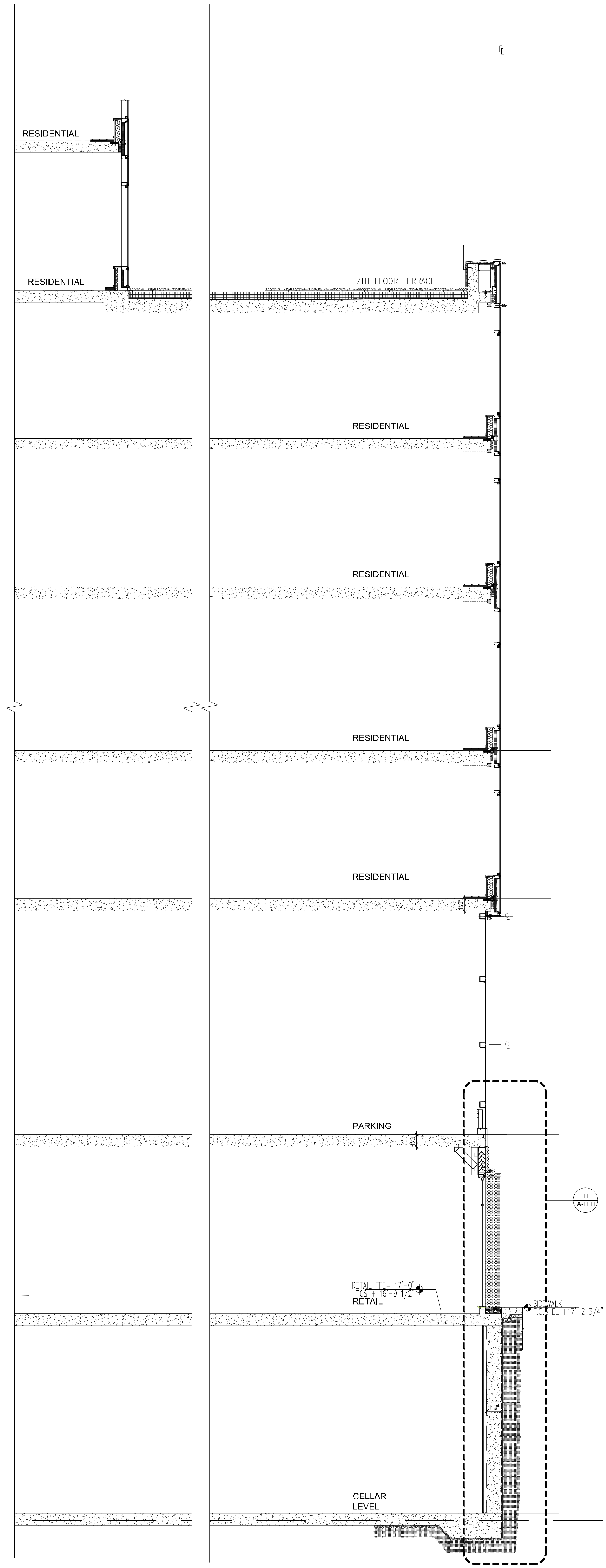
Architect:
HILL | WEST
ARCHITECTS
11 BROADWAY
17TH FLOOR
NEW YORK, NY 10004
T. 212 213 8807

Consultant:
DESIMONE CONSULTING ENGINEERS
140 Broadway 25th Floor
New York, NY, 10005
(212) 532-2211
Cosentini Associates
Two Pennsylvania Plaza, 3rd FL,
New York, NY 10121
(212) 615-3600
Whitehall
11 Broadway, 17th Floor
New York, NY 10004
(212) 908-4940

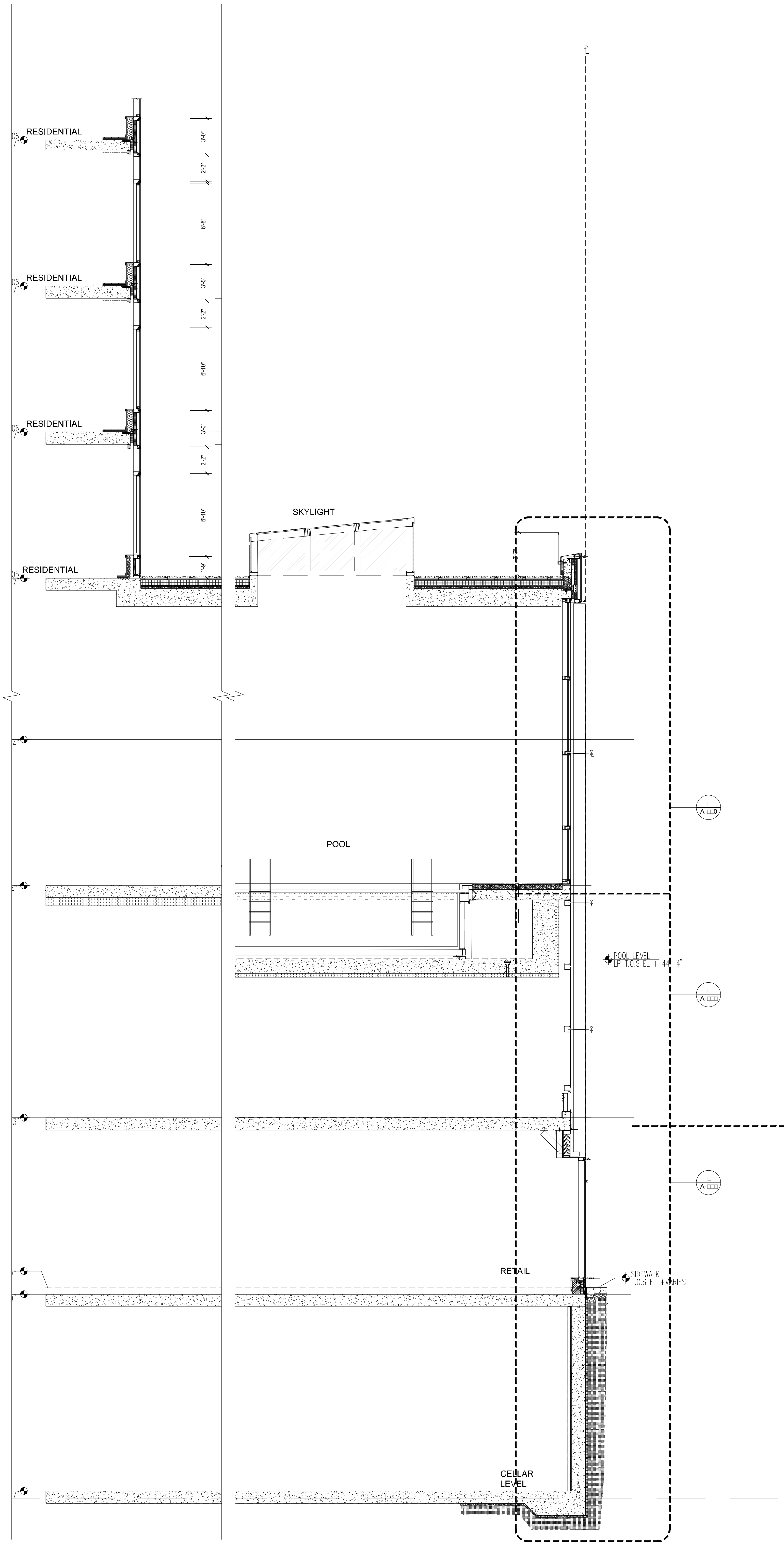
DOB STAMPS & SIGNATURES:

DWG TITLE:
BASE BUILDING WALL SECTIONS

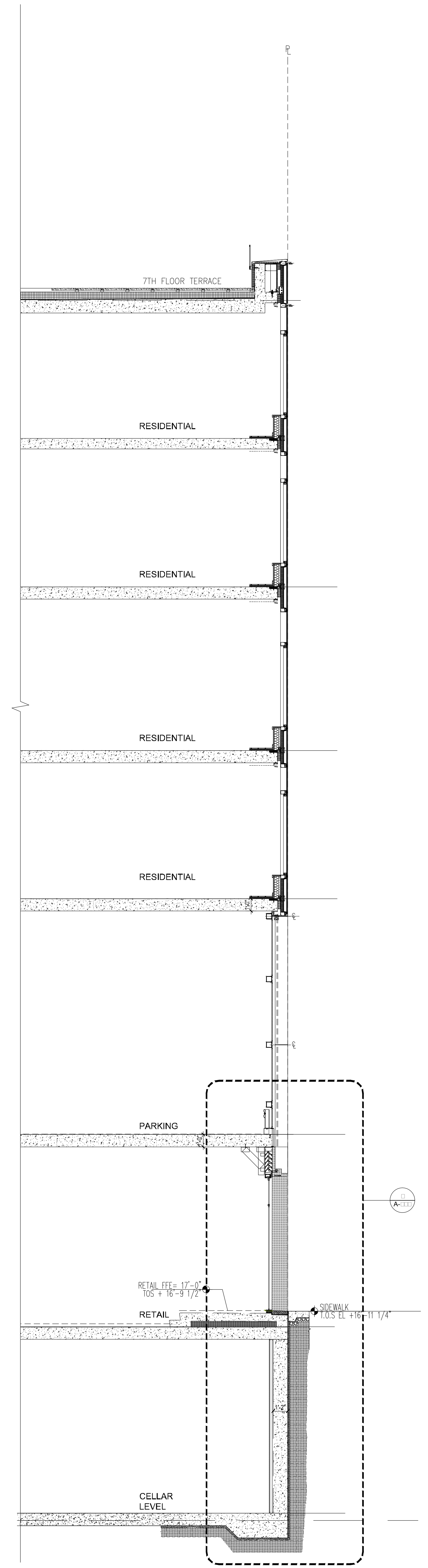
SEAL & SIGNATURE:
REGISTERED ARCHITECT
NEW YORK
DATE: 10/05/2017
PROJECT #: 15412
SCALE: AS SHOWN
DWG NO. A-321.00
002 OF 105



3 WALL SECTION @ WEST STREET FRONT ENTRANCE
Scale: 1/4"=1'-0"



2 WALL SECTION @ WEST STREET AND POOL
Scale: 1/4"=1'-0"



1 WALL SECTION @ WEST STREET
Scale: 1/4"=1'-0"

NOTES:

NOT FOR CONSTRUCTION

10/05/2017	ISSUED FOR DOB
08/15/2017	90% CD SET AND #3
06/05/2017	90% CD SET
03/24/2017	90% CD SET
03/19/2017	ISSUED FOR DOB
03/01/2017	ISSUED FOR DOB
02/14/2017	ISSUED FOR DOB
01/27/2017	SUPERSTRUCTURE SET
01/25/2017	ISSUED FOR DOB
11/17/2016	FACE FRAME SET
10/14/2016	100% CD FOUNDATION AND SET
10/12/2016	ISSUED FOR DOB
04/09/2016	FOUNDATION AND SET
03/05/2016	DOB PLING SET

Number	Date	Revision
--------	------	----------

Project:
City View Tower at Court Square
23-15 44th Drive
Long Island City, NY 11101

Client:
Cityview Tower LLC
112-15 NORTHERN BLVD, CF-2
CORONA, NY 11368
(718) 321-8652

Architect:
HILL | WEST
ARCHITECTS
11 BROADWAY
17TH FLOOR
NEW YORK, NY 10004
T. 212 213 8807

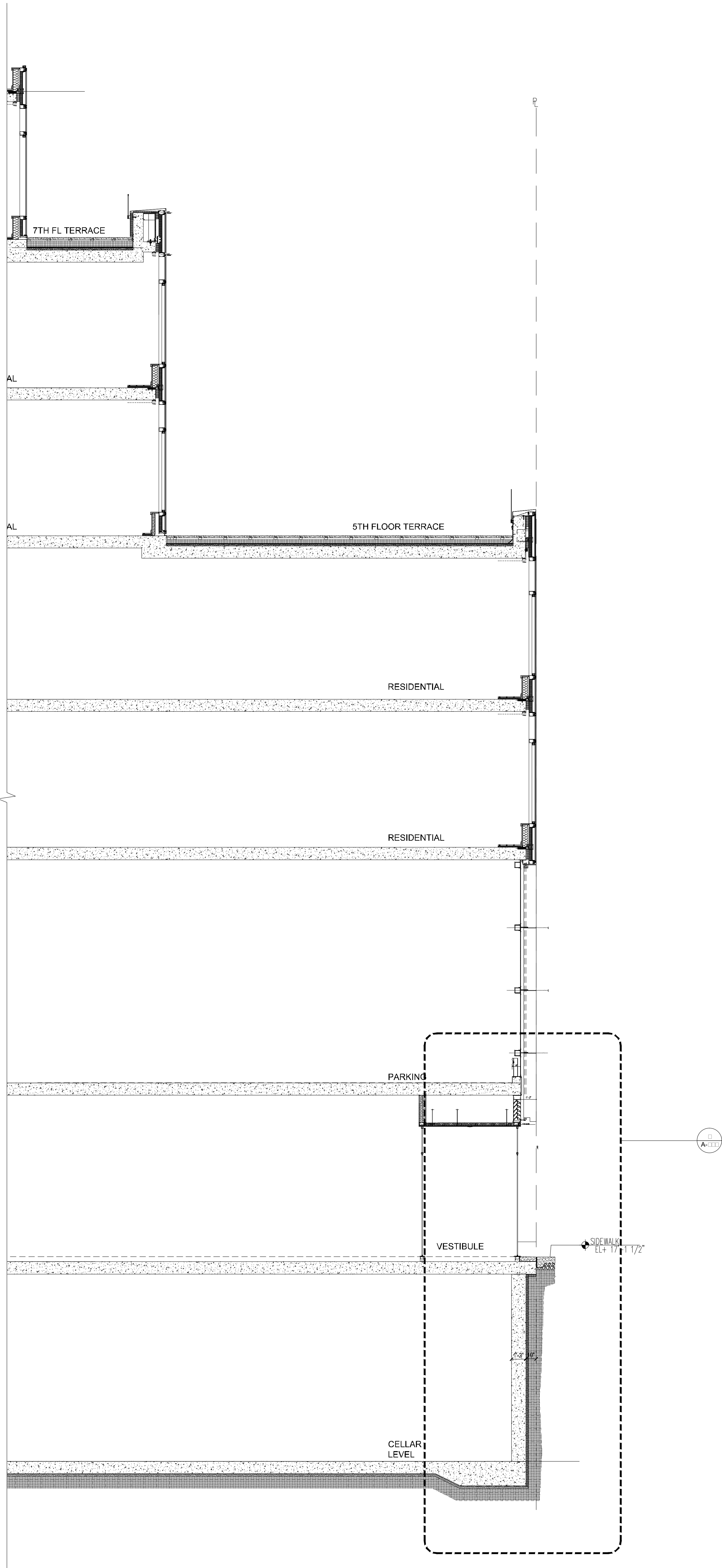
Consultant:
DESIMONE CONSULTING ENGINEERS
140 Broadway 25th Floor
New York, NY, 10005
(212) 532-2211
Cosentini Associates
Two Pennsylvania Plaza, 3rd FL,
New York, NY 10121
(212) 615-3600
Whitehall
11 Broadway, 17th Floor
New York, NY 10004
(212) 908-4940

DOB STAMPS & SIGNATURES:

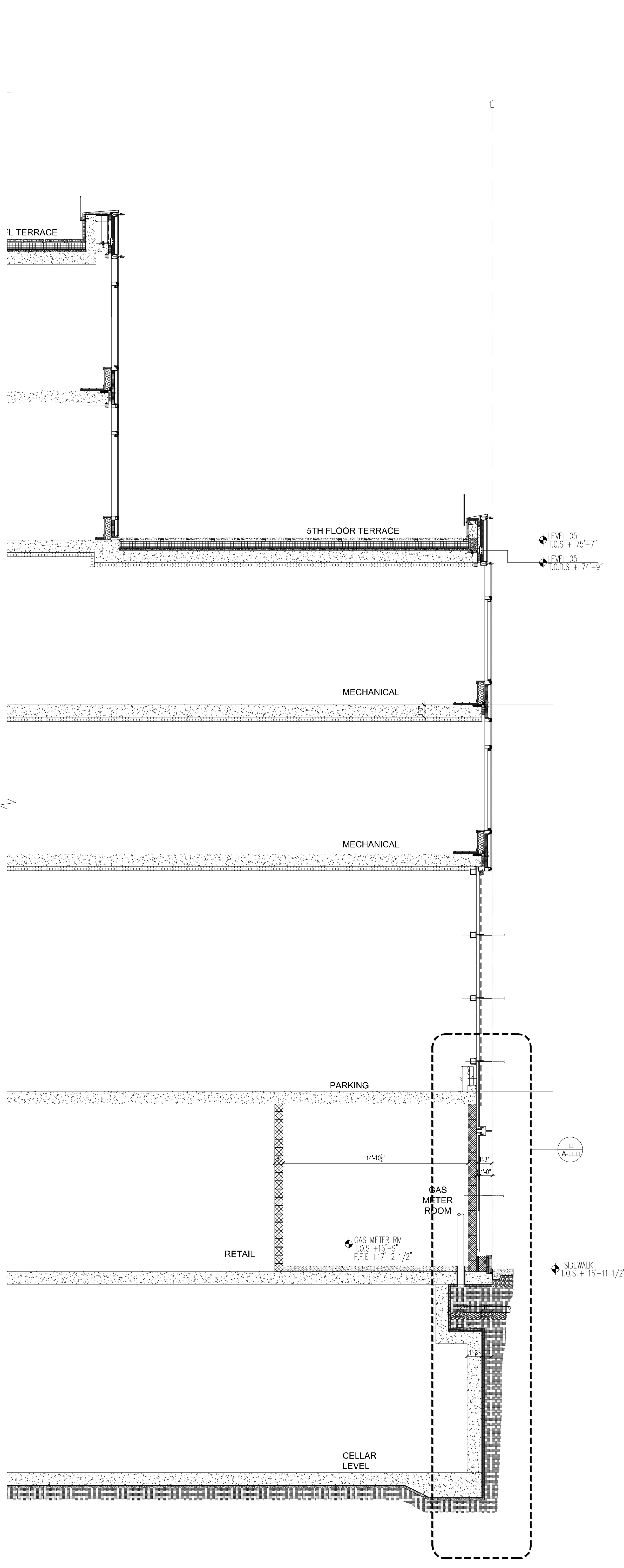
DWG TITLE:
BASE BUILDING WALL SECTIONS

SEAL & SIGNATURE: REGISTERED ARCHITECT JAMES J. WHITE STATE OF NEW YORK	DATE: 10/05/2017 PROJECT #: 15412 SCALE: AS SHOWN DWG NO. A-322.00
--	---

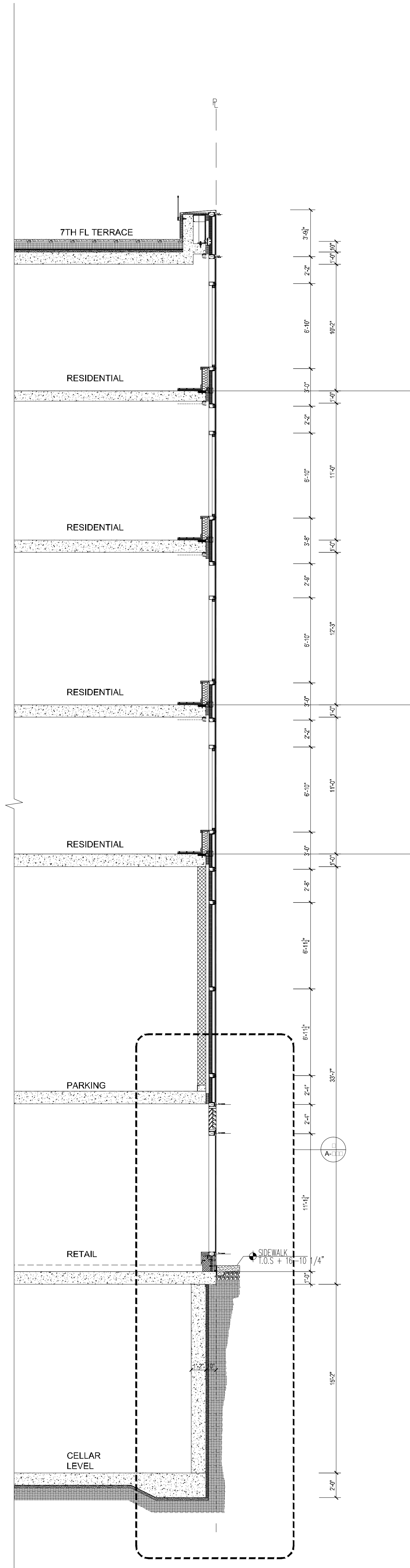
083 OF 105



3 WALL SECTION @ NORTH SIDE
Scale: 1/4"=1'-0"



2 WALL SECTION @ GAS METER ROOM
Scale: 1/4"=1'-0"



1 WALL SECTION @ NORTH SIDE
Scale: 1/4"=1'-0"

NOTES:

NOT FOR CONSTRUCTION

10/05/2017	ISSUED FOR DOB
08/15/2017	DOB SET #1
06/05/2017	DOB SET #2
03/24/2017	DOB SET #3
03/16/2017	ISSUED FOR DOB
03/01/2017	ISSUED FOR DOB
02/14/2017	ISSUED FOR DOB
01/25/2017	ISSUED FOR DOB
01/25/2017	ISSUED FOR DOB
11/17/2016	ISSUED FOR DOB
10/14/2016	ISSUED FOR DOB
10/12/2016	ISSUED FOR DOB
04/08/2016	ISSUED FOR DOB
03/05/2016	ISSUED FOR DOB

Number: Date: Revision:

Project:
City View Tower at Court Square
23-15 44th Drive
Long Island City, NY 11101

Client:
Cityview Tower LLC
112-15 NORTHERN BLVD, CF-2
CORONA, NY 11368
(718) 321-8652

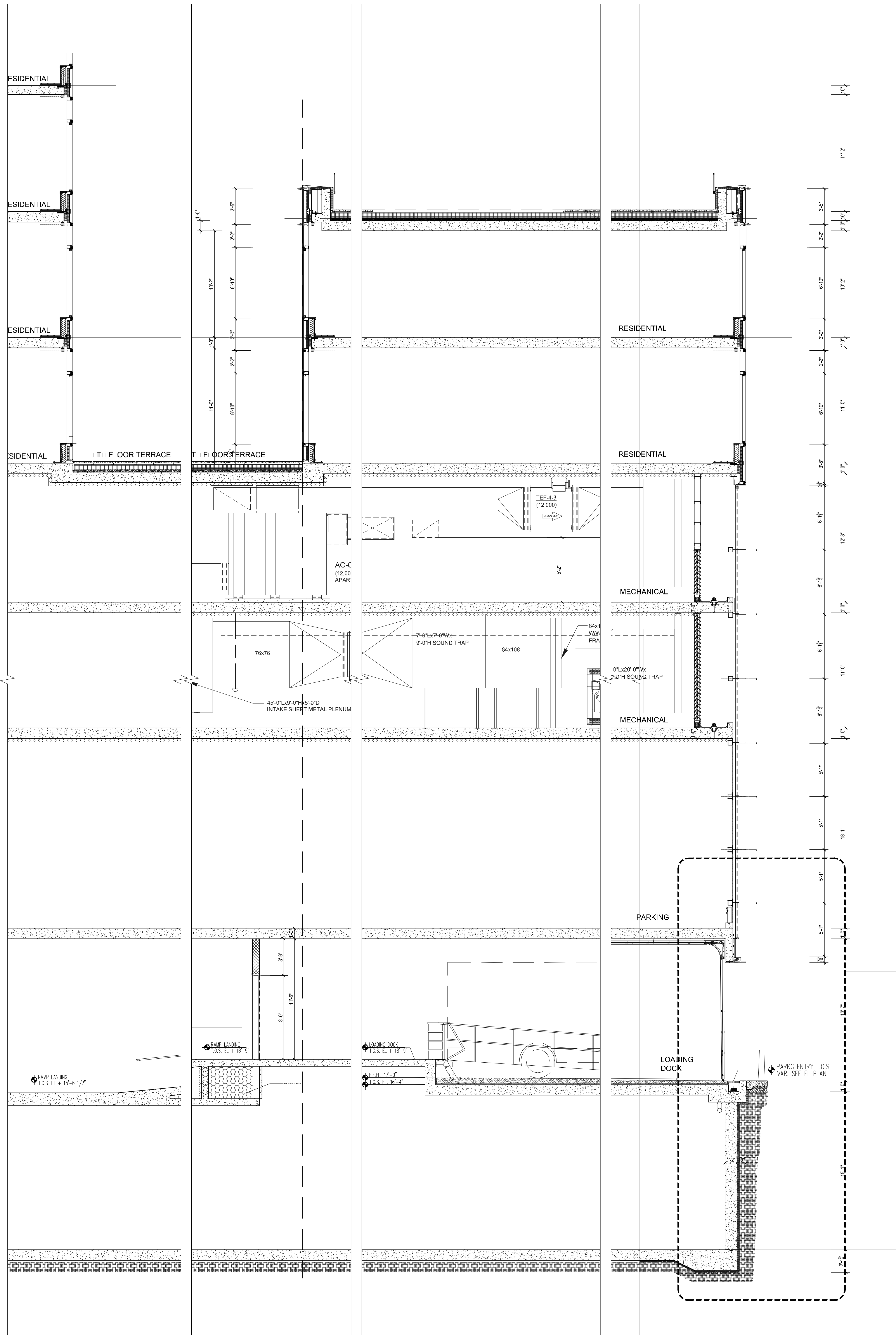
Architect:
HILL | WEST
ARCHITECTS
11 BROADWAY
17TH FLOOR
NEW YORK, NY 10004
T. 212 213 8807

Consultant:
DESIMONE CONSULTING ENGINEERS
140 Broadway 25th Floor
New York, NY, 10005
(212) 532-2211
Cosentini Associates
Two Pennsylvania Plaza, 3rd FL.
New York, NY 10121
(212) 615-3600
Whitehall
11 Broadway, 17th Floor
New York, NY 10004
(212) 908-4940

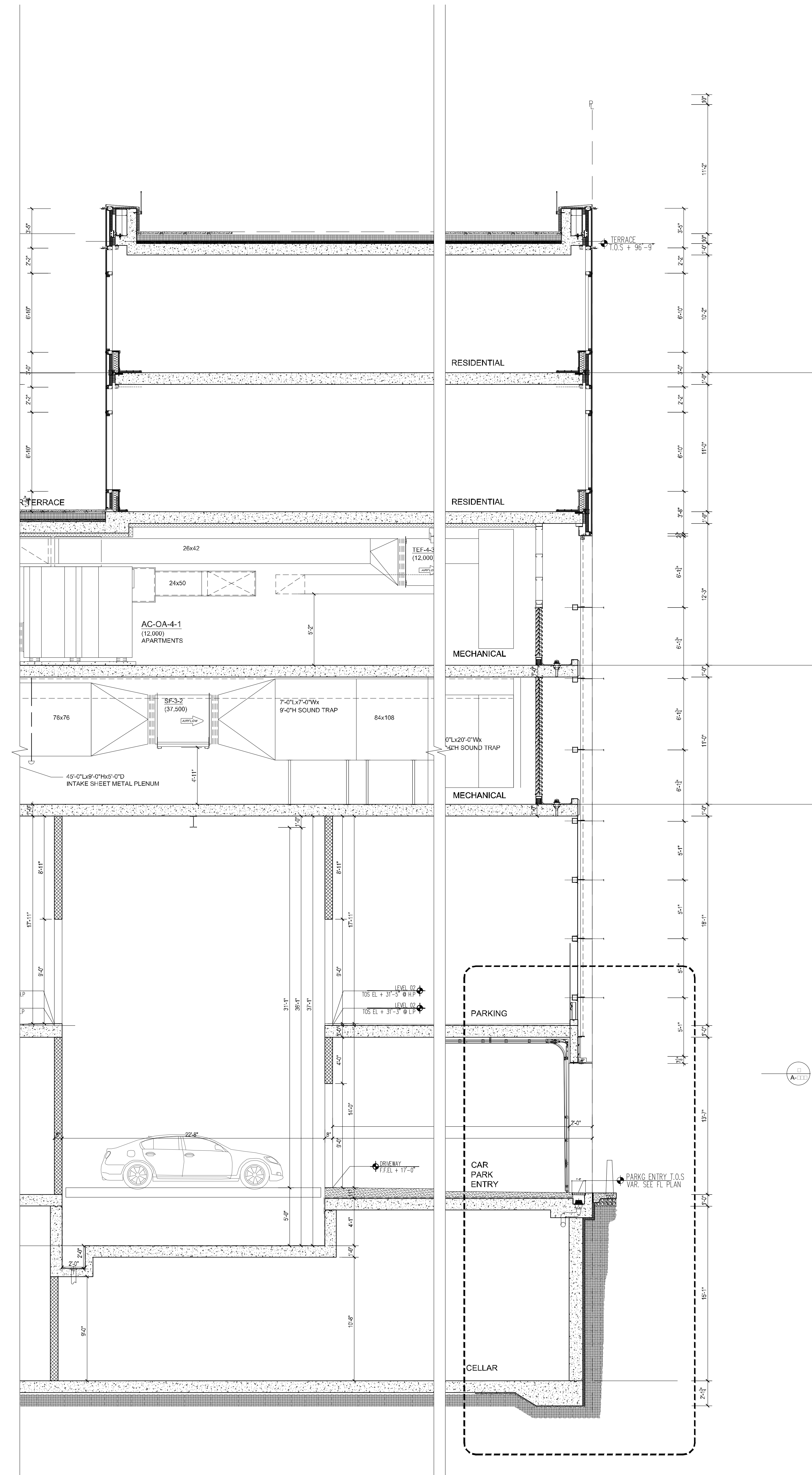
DOB STAMPS & SIGNATURES:

DWG TITLE:
BASE BUILDING WALL SECTIONS

SEAL & SIGNATURE:
REGISTERED ARCHITECT
DATE: 10/05/2017
PROJECT #: 15412
SCALE: AS SHOWN
A-323.00
DWG NO. 064 OF 105



2 WALL SECTION @ LOADING DOCK
Scale: 1/4"=1'-0"



1 WALL SECTION @ CAR PARK
Scale: 1/4"=1'-0"

NOTES:

NOT FOR CONSTRUCTION

10/08/2017	ISSUED FOR DOB
09/10/2017	90% CD SET, ADD #3
08/02/2017	60% CD SET
02/04/2017	90% CD SET
03/10/2017	ISSUED FOR DOB
03/01/2017	ISSUED FOR DOB
02/14/2017	ISSUED FOR DOB
01/07/2017	SUPPLEMENTAL SET
01/05/2017	ISSUED FOR DOB
11/17/2016	FACADE PHASE SET
11/11/2016	100% CD FOR MECHANICAL SET
10/12/2016	ISSUED FOR DOB
04/08/2016	FOUNDATION AND SET
02/05/2016	DOB FILING SET

Number: Date: Revision:

Project:
City View Tower at Court Square
23-15 44th Drive
Long Island City, NY 11101

Client:
Cityview Tower LLC
112-15 NORTHERN BLVD, CF-2
CORONA, NY 11368
(718) 321-8652

Architect:
HILL | WEST
ARCHITECTS
11 BROADWAY
17TH FLOOR
NEW YORK, NY 10004
T. 212 213 8007

Consultant:
DESIMONE CONSULTING ENGINEERS
140 Broadway 25th Floor
New York, NY 10005
(212) 532-2211
Cosentini Associates
Two Pennsylvania Plaza, 3rd FL.
New York, NY 10121
(212) 615-3600
Whitehall
11 Broadway, 17th Floor
New York, NY 10004
(212) 908-4940

DOB STAMPS & SIGNATURES:

DWG TITLE:
BASE BUILDING WALL SECTIONS

SEAL & SIGNATURE: REGISTERED ARCHITECT STEPHEN J. HILL NEW YORK	DATE: 10/08/2017
PROJECT #: 15412	SCALE: AS NOTED
DWG NO. A-324.00	



NOTES:

NOT	FOR	CONSTRUCTION
-----	-----	--------------

10/08/2017	ISSUED FOR DOB
09/15/2017	90% DO SET ADD #3
06/02/2017	45% DO SET
03/24/2017	50% DO SET
03/10/2017	ISSUED FOR DOB
03/01/2017	ISSUED FOR DOB
02/14/2017	ISSUED FOR DOB
01/27/2017	SUPERSTRUCTURE SET
01/25/2017	ISSUED FOR DOB
11/17/2016	FACADE PRICING SET
11/11/2016	100% DO FOUNDATION BID SET
10/12/2016	ISSUED FOR DOB
02/05/2016	DOB PLING SET

Number:	Date:	Revision:
---------	-------	-----------

Project:
**City View Tower at
Court Square**
23-15 44th Drive
Long Island City, NY 11101

Client: **Cityview Tower LLC**
112-15 NORTHERN BLVD, CF-2
CORONA, NY 11368
(718) 321-8652

Architect:

HILL | WEST
ARCHITECTS
11 BROADWAY
17TH FLOOR
NEW YORK, NY 10004
T. 212 213 8007

Consultant:


**DESIMONE
CONSULTING ENGINEERS**
140 Broadway, 25th Floor
New York, NY, 10005
(212) 532-2211

Cosentini Associates
Two Pennsylvania Plaza, 3rd FL,
New York, NY 10121
(212) 615-3600

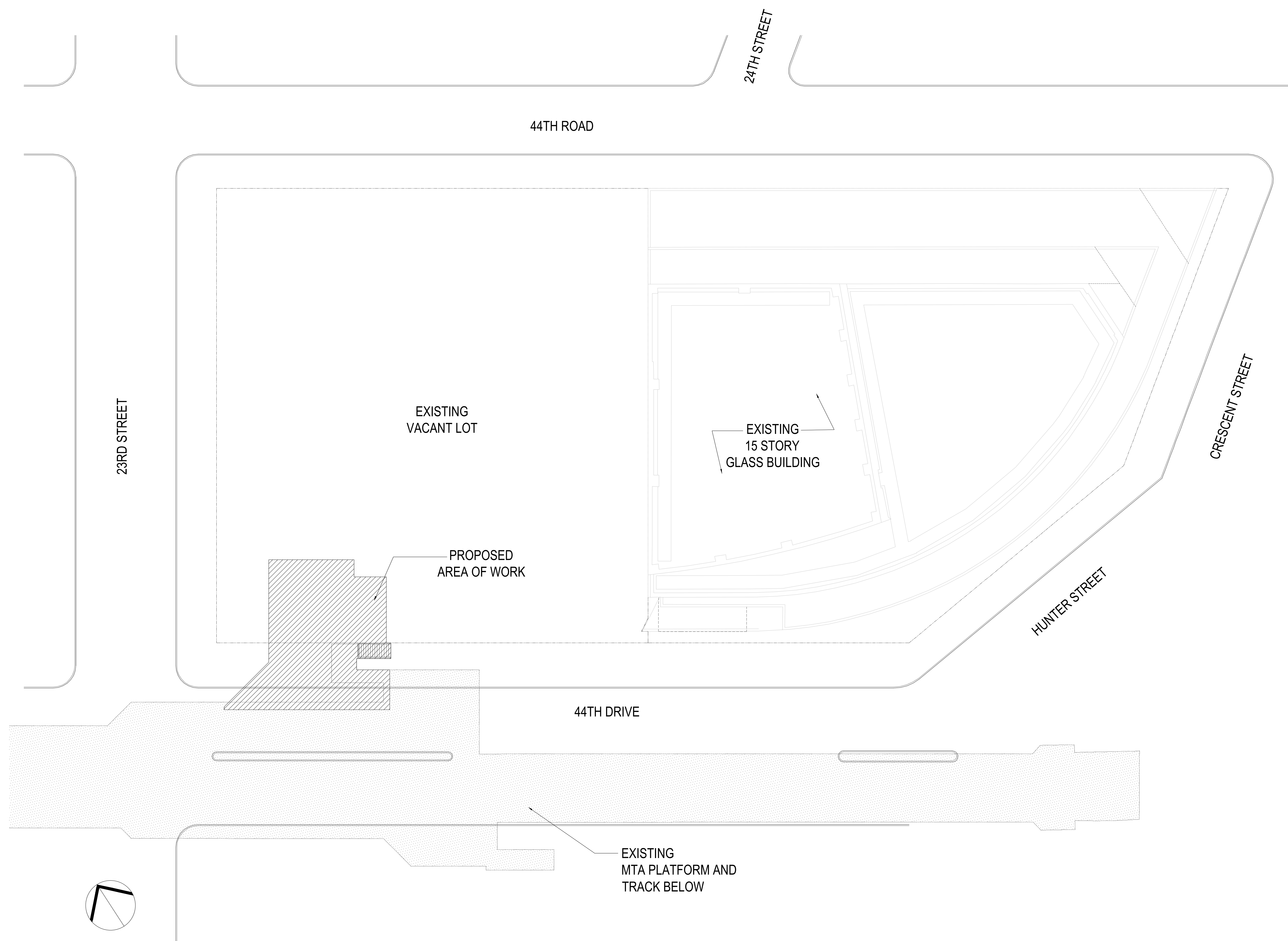
Whitehall
11 Broadway, 17th Floor
New York, NY 10004
(212) 908-4940

DOB STAMPS & SIGNATURES

DWG TITLE: SITE PLAN
PROPOSED MTA ENTRANCE

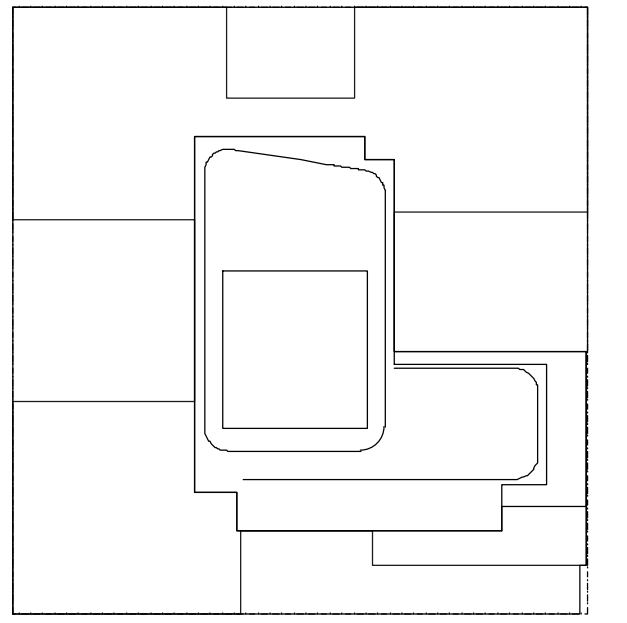
	DATE:	10/06/2017
	PROJECT #:	15A12
	SCALE:	AS NOTED
	<div style="font-size: 48pt; font-weight: bold;">A-350.00</div>	
	DWG NO.	

067 OF 105

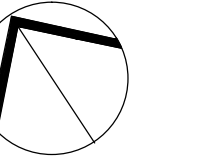


1 SITE PLAN

NTS



KEY PLAN



NOTES:

NOT FOR CONSTRUCTION

10/06/2017	ISSUED FOR DOB
08/15/2017	20% CD SET AND #3
06/05/2017	45% CD SET
03/24/2017	20% CD SET
03/19/2017	ISSUED FOR DOB
03/01/2017	ISSUED FOR DOB
02/14/2017	ISSUED FOR DOB
01/27/2017	SUPERSUBSTRUCTURE SET
01/25/2017	ISSUED FOR DOB
11/17/2016	FACEWORK SET
10/14/2016	100% CD FOUNDATION AND SET
10/12/2016	ISSUED FOR DOB
08/19/2016	MTA PLUMB SET
07/11/2016	MTA PLUMB SET
06/02/2016	DOB PLUMB SET

Number: Date: Revision:

Project:
City View Tower at Court Square
23-15 44th Drive
Long Island City, NY 11101

Client:
Cityview Tower LLC
112-15 NORTHERN BLVD, CF-2
CORONA, NY 11368
(718) 321-8652

Architect:
HILL | WEST
ARCHITECTS
11 BROADWAY
17TH FLOOR
NEW YORK, NY 10004
T. 212 213 8807

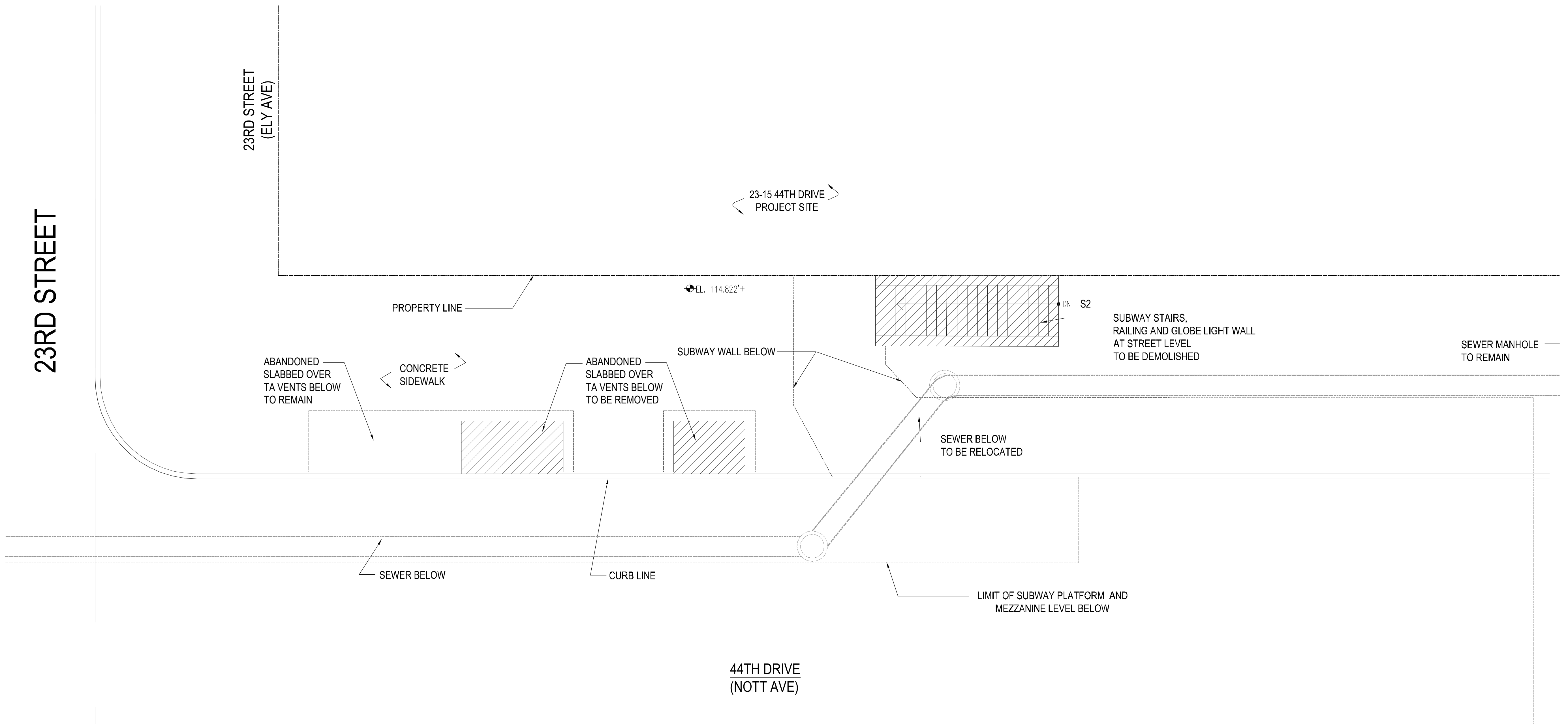
Consultant:
DESIMONE CONSULTING ENGINEERS
140 Broadway 25th Floor
New York, NY, 10005
(212) 532-2211
Cosentini Associates
Two Pennsylvania Plaza, 3rd FL.
New York, NY 10121
(212) 615-3600
Whitehall
11 Broadway, 17th Floor
New York, NY 10004
(212) 908-4940

DOB STAMPS & SIGNATURES:

DWG TITLE:
EXISTING MTA ENTRY
AT STREET AND MEZZANINE LEVEL

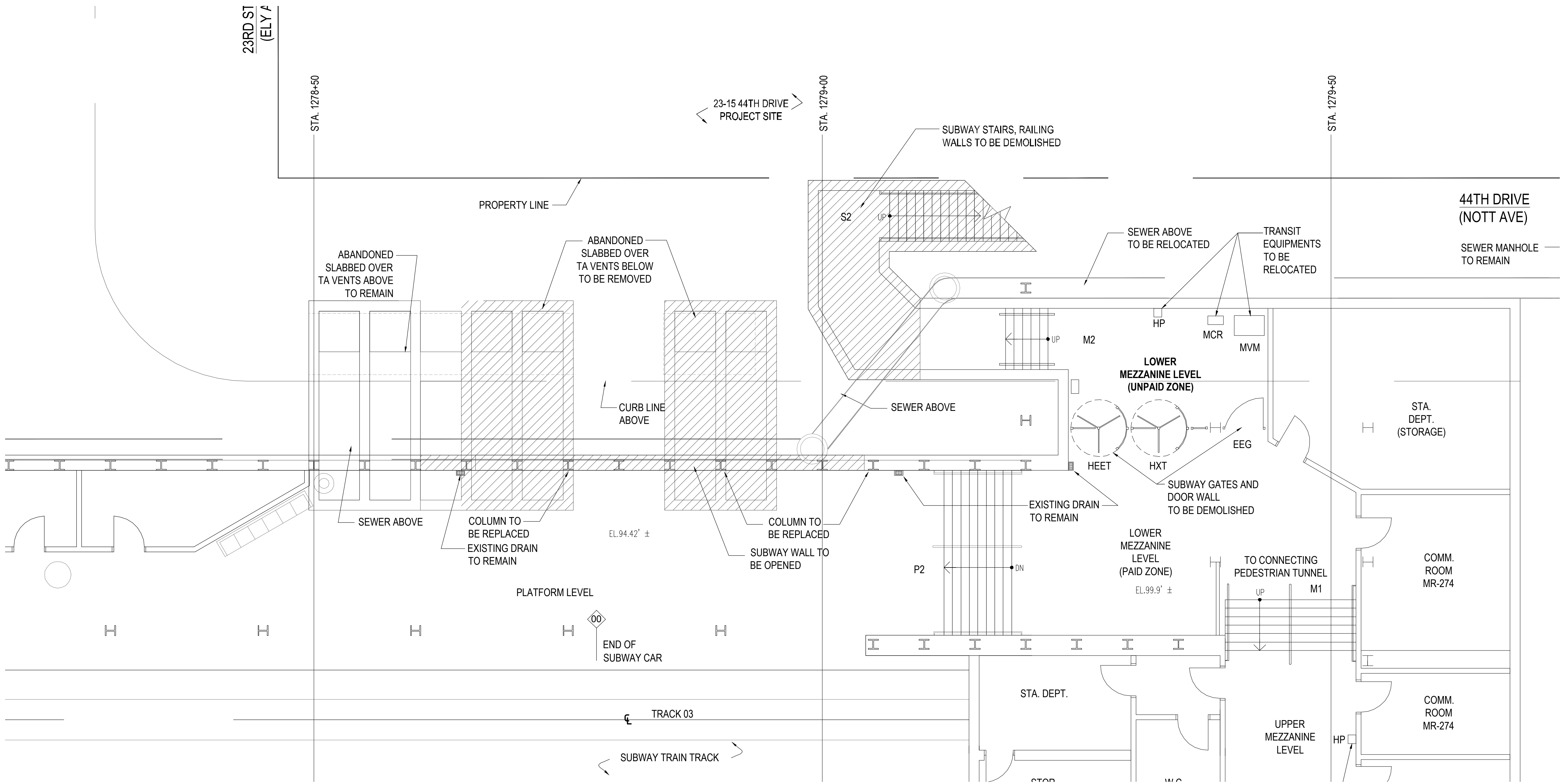
SEAL & SIGNATURE:

DATE: 10/06/2017
PROJECT #: 15412
SCALE: AS NOTED
DWG NO. A-351.00
088 OF 105



1 EAST IN STREET LEVEL

Scale: 3/1"=1'



2 EAST IN MEZZANINE LEVEL

Scale: 3/1"=1'

NOTES:

NOT	FOR	CONSTRUCTION
-----	-----	--------------

10/05/2017	ISSUED FOR DOB
09/15/2017	90% CO SET INDO # 3
06/02/2017	85% CO SET
03/24/2017	50% CO SET
03/10/2017	ISSUED FOR DOB
03/01/2017	ISSUED FOR DOB
02/14/2017	ISSUED FOR DOB
01/27/2017	SUPERSTRUCTURE SET
01/25/2017	ISSUED FOR DOB
11/17/2016	FACADE FRAMING SET
11/11/2016	100% CO FOUNDATION AND SD SET
10/12/2016	ISSUED FOR DOB
09/16/2016	WPA FILING SET
07/11/2016	WPA FILING SET
02/05/2016	DOB FILING SET

Number:	Date:	Revision:
---------	-------	-----------

Number:	Date:	Revision:
Project:		
City View Tower at Court Square		
23-15 44th Drive		
Long Island City, NY 11101		

Client: **Cityview Tower LLC**
112-15 NORTHERN BLVD, CF-2
CORONA, NY 11368
(718) 321-8652

Architect:

HILL | WEST
ARCHITECTS

11 BROADWAY
17TH FLOOR
NEW YORK, NY 10004
T: 212.213.5907

Consultant:

**DESIMONE
CONSULTING ENGINEERS**

140 Broadway, 25th Floor
New York, NY, 10005
(212) 532-2211

Cosentini Associates


Two Pennsylvania Plaza, 3rd FL,
New York, NY 10121
(212) 615-3600

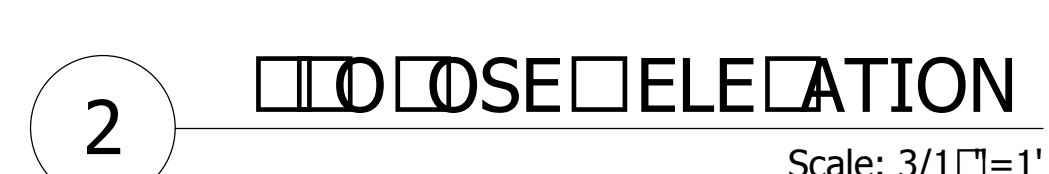
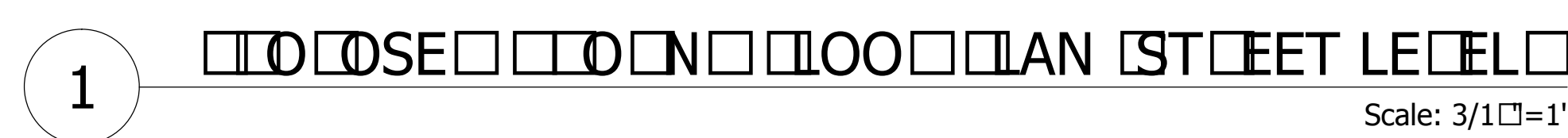
Whitehall

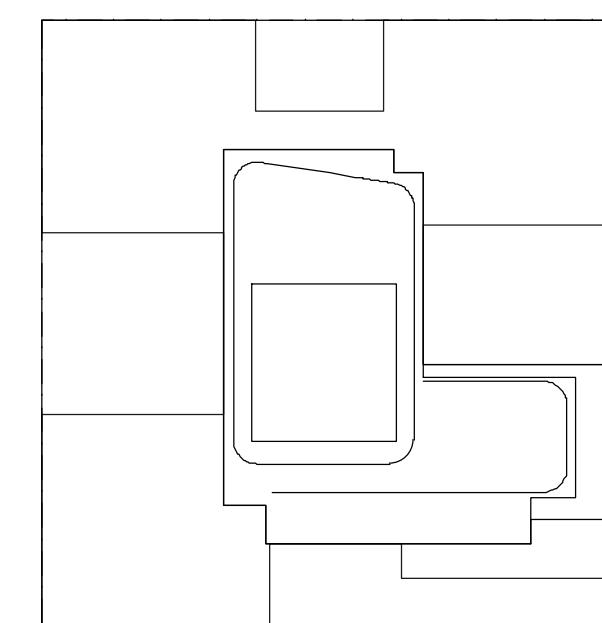
11 Broadway, 17th Floor
New York, NY 10004
(212) 908-4940

DOB STAMPS & SIGNATURES:

DWG TITLE: PROPOSED MTA ENTRY
AT STREET LEVEL

SEAL & SIGNATURE	DATE:	10/06/2017
	PROJECT#:	15A12
	SCALE:	AS NOTED
	A-352.00	
	DWG NO.	





KEY PLAN

NOTES:

NOT FOR CONSTRUCTION

10/05/2017	ISSUED FOR DOB
08/15/2017	20% CD SET AND #3
06/05/2017	45% CD SET
03/24/2017	20% CD SET
03/01/2017	ISSUED FOR DOB
03/01/2017	ISSUED FOR DOB
01/27/2017	ISSUED FOR DOB
01/27/2017	SUPERSUBSTRUCTURE SET
01/25/2017	ISSUED FOR DOB
11/17/2016	FACE PRELIM SET
11/17/2016	100% CD FOUNDATION AND SET
10/12/2016	ISSUED FOR DOB
08/16/2016	MTA FILING SET
07/11/2016	MTA FILING SET
03/05/2016	DOB FILING SET

Number: Date: Revision:

Project:
City View Tower at Court Square
23-15 44th Drive
Long Island City, NY 11101

Client:
Cityview Tower LLC
112-15 NORTHERN BLVD, CF-2
CORONA, NY 11368
(718) 321-8652

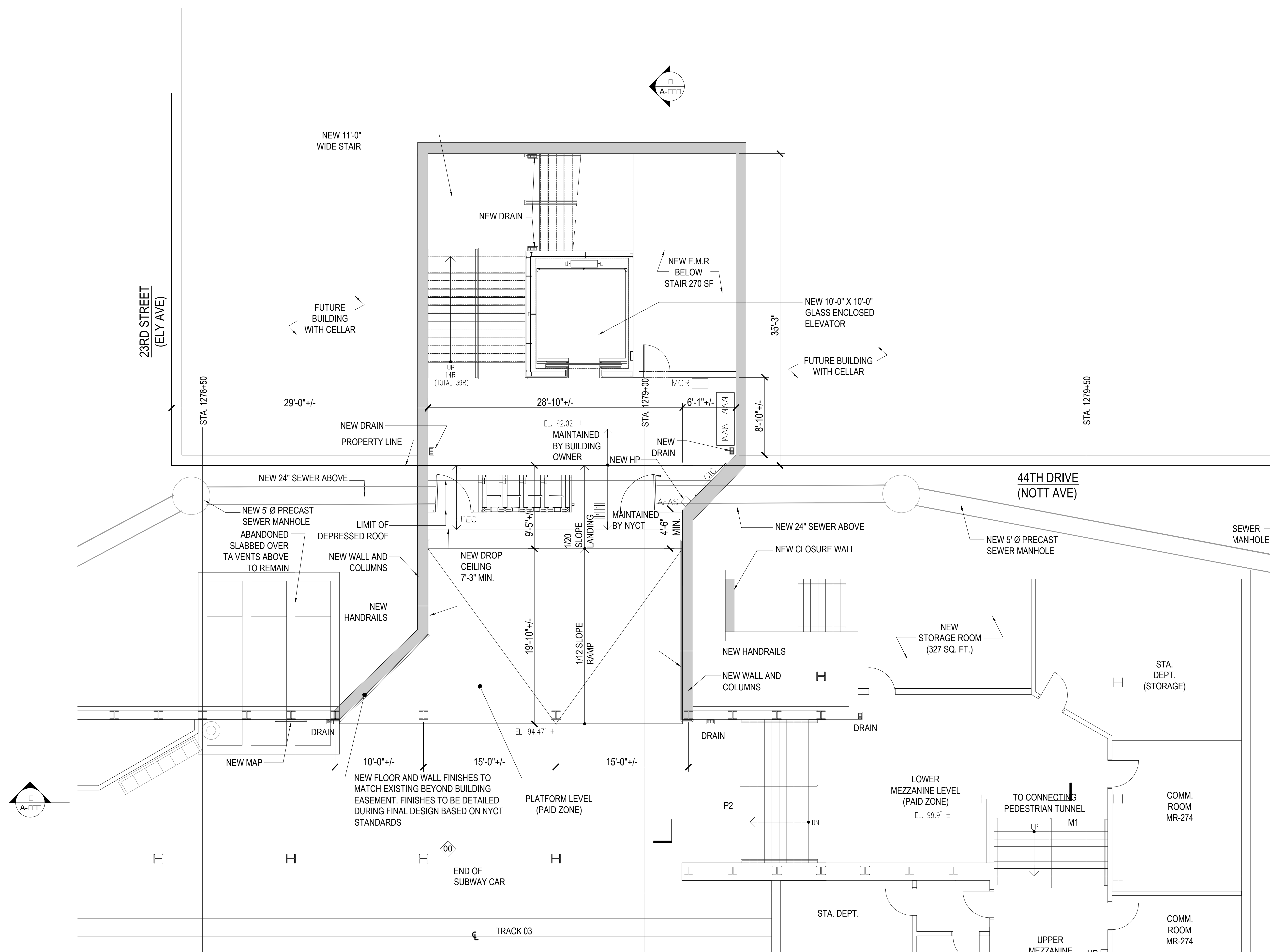
Architect:
HILL | WEST
ARCHITECTS
11 BROADWAY
17TH FLOOR
NEW YORK, NY 10004
T. 212 213 8807

Consultant:
DESIMONE CONSULTING ENGINEERS
140 Broadway 25th Floor
New York, NY, 10005
(212) 532-2211
Cosentini Associates
Two Pennsylvania Plaza, 3rd FL,
New York, NY 10121
(212) 615-3600
Whitehall
11 Broadway, 17th Floor
New York, NY 10004
(212) 908-4940

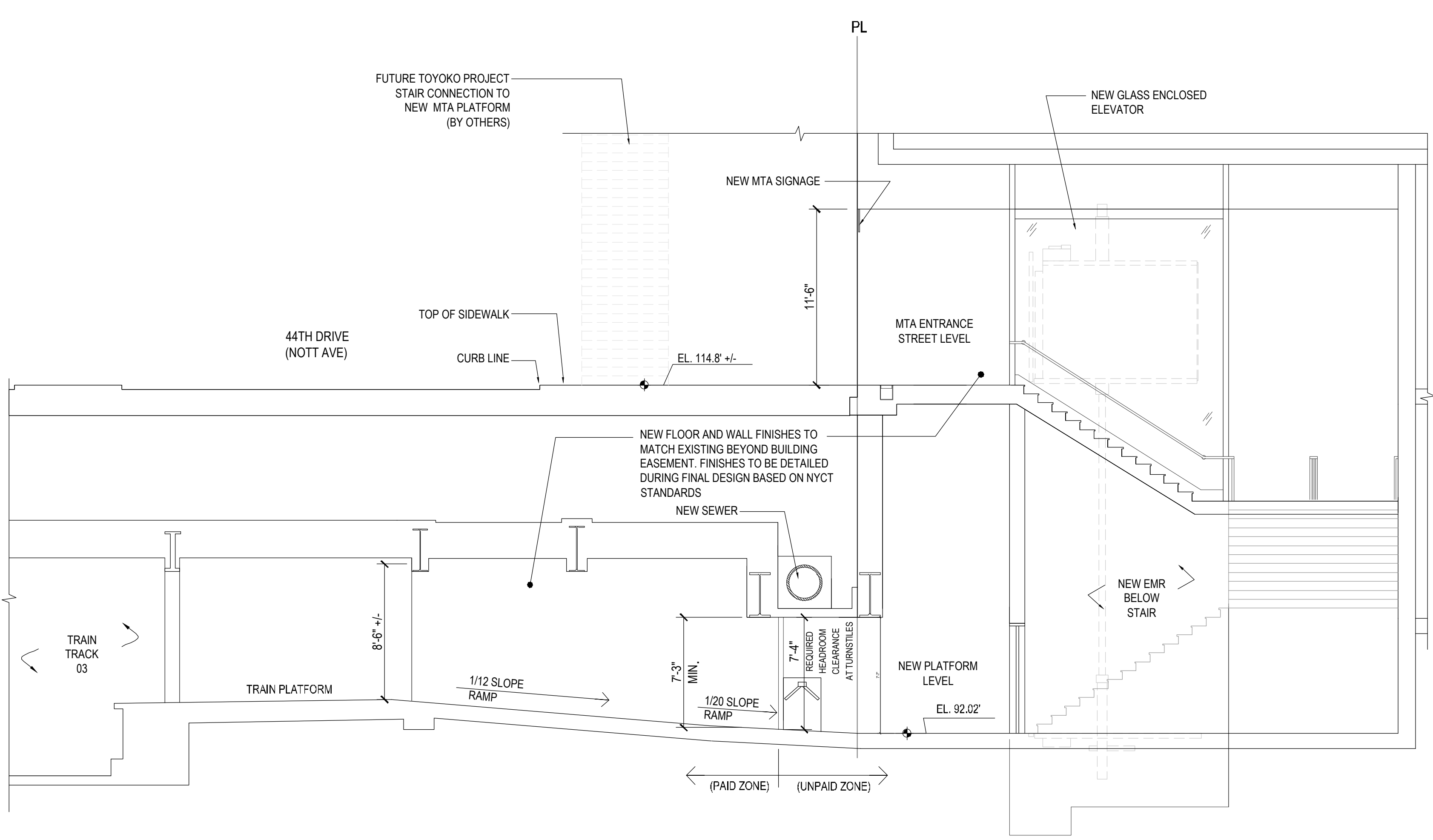
DOB STAMPS & SIGNATURES:

DWG TITLE:
**PROPOSED MTA ENTRY
AT PLATFORM LEVEL**

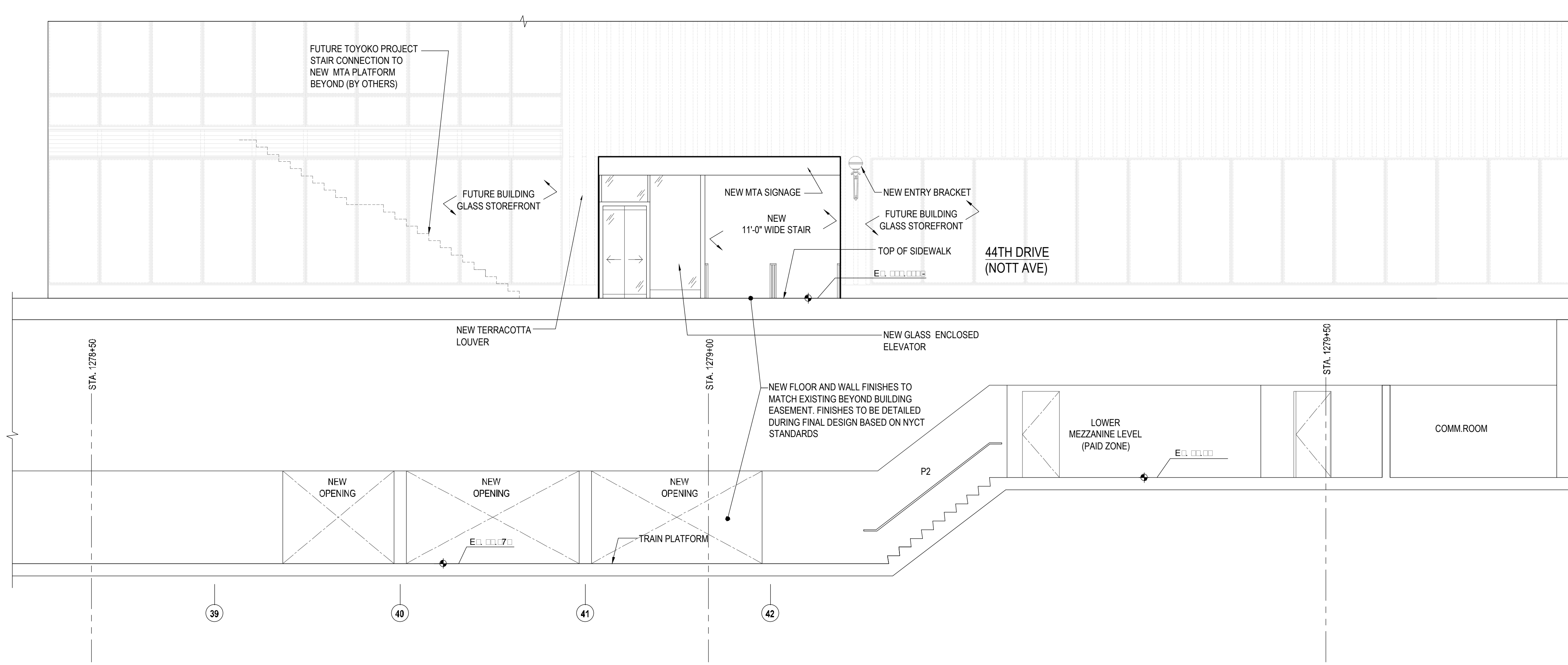
SEAL & SIGNATURE: DATE: 10/08/2017
PROJECT #: 15412
SCALE: AS NOTED
DWG NO. **A-353.00**
070 OF 105



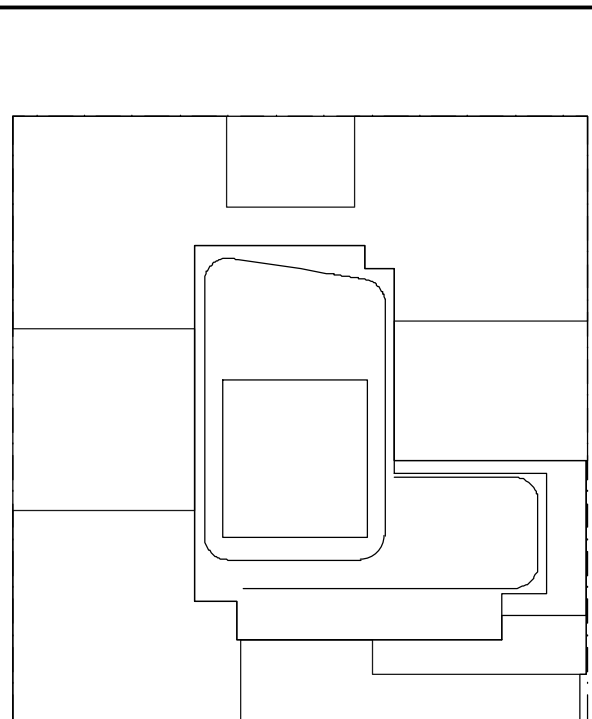
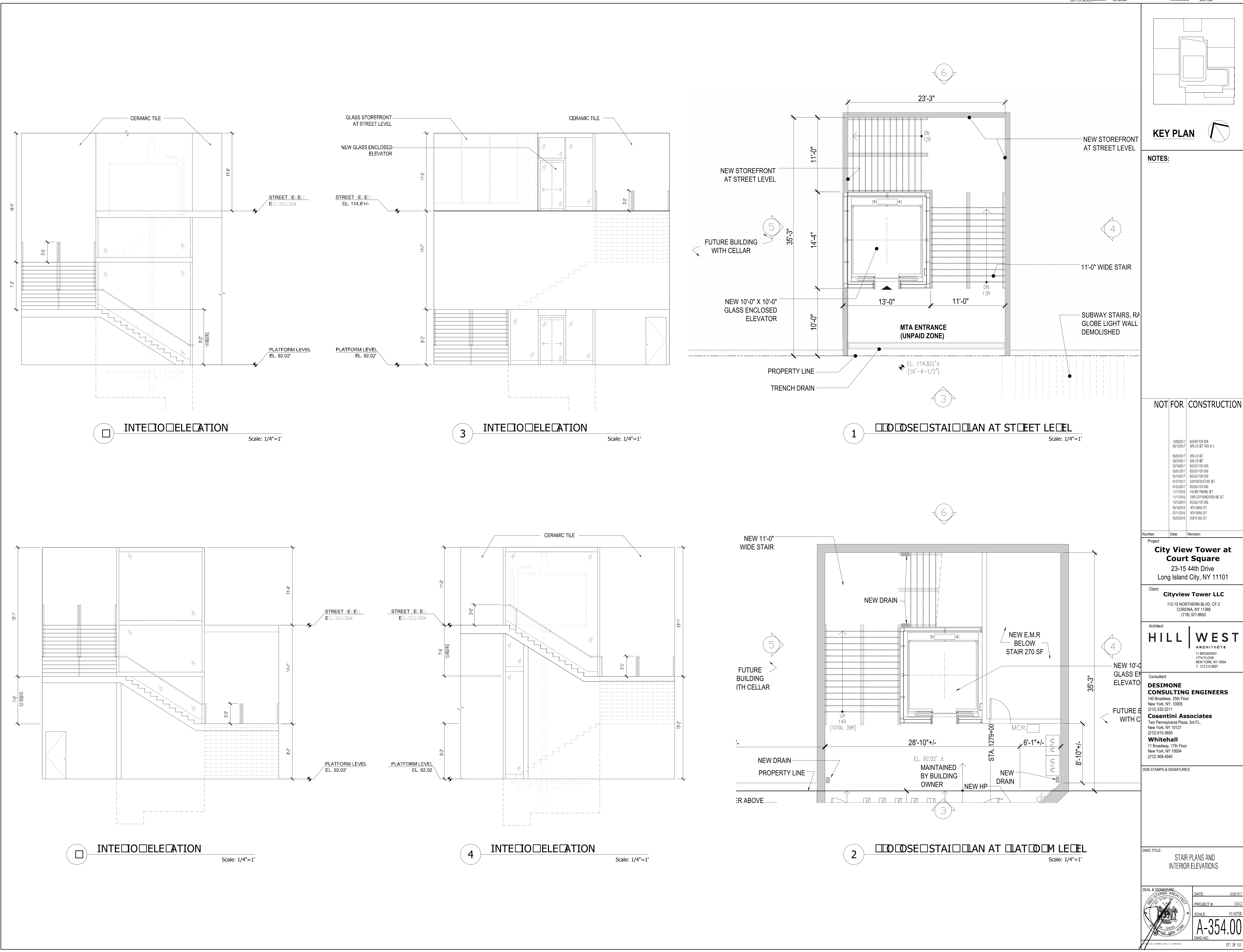
1 **PROPOSED PLATFORM LEVEL**
Scale: 3/1"=1'



3 **SECTION**
Scale: 3/1"=1'



2 **SECTION**
Scale: 3/1"=1'



KEY PLAN

NOTES:

NOT FOR CONSTRUCTION

10/05/2017	ISSUED FOR DOB
08/15/2017	90% CD SET AND #3
06/05/2017	90% CD SET
03/24/2017	90% CD SET
03/19/2017	ISSUED FOR DOB
03/01/2017	ISSUED FOR DOB
02/14/2017	ISSUED FOR DOB
01/27/2017	SUPERSUBSTRUCTURE SET
01/25/2017	ISSUED FOR DOB
11/17/2016	FACEWORK SET
11/11/2016	90% CD SET AND #3
10/12/2016	ISSUED FOR DOB
09/16/2016	VIA FILING SET
07/11/2016	VIA FILING SET
02/05/2016	DOB FILING SET

Number: Date: Revision:

Project:
City View Tower at Court Square
23-15 44th Drive
Long Island City, NY 11101

Client:
Cityview Tower LLC
112-15 NORTHERN BLVD, CF-2
CORONA, NY 11368
(718) 321-8652

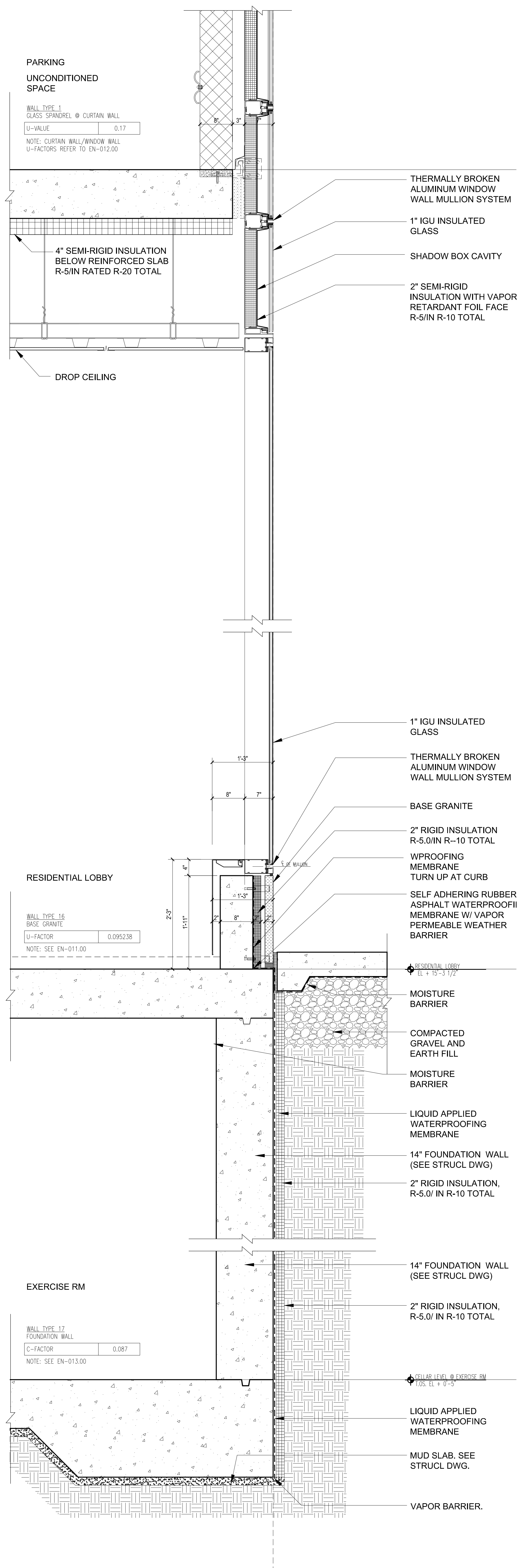
Architect:
HILL | WEST
ARCHITECTS
11 BROADWAY
17TH FLOOR
NEW YORK, NY 10004
T. 212 213 8807

Consultant:
DESIMONE CONSULTING ENGINEERS
140 Broadway 25th Floor
New York, NY, 10005
(212) 532-2211
Cosentini Associates
Two Pennsylvania Plaza, 3rd FL,
New York, NY 10121
(212) 615-3600
Whitehall
11 Broadway, 17th Floor
New York, NY 10004
(212) 908-4940

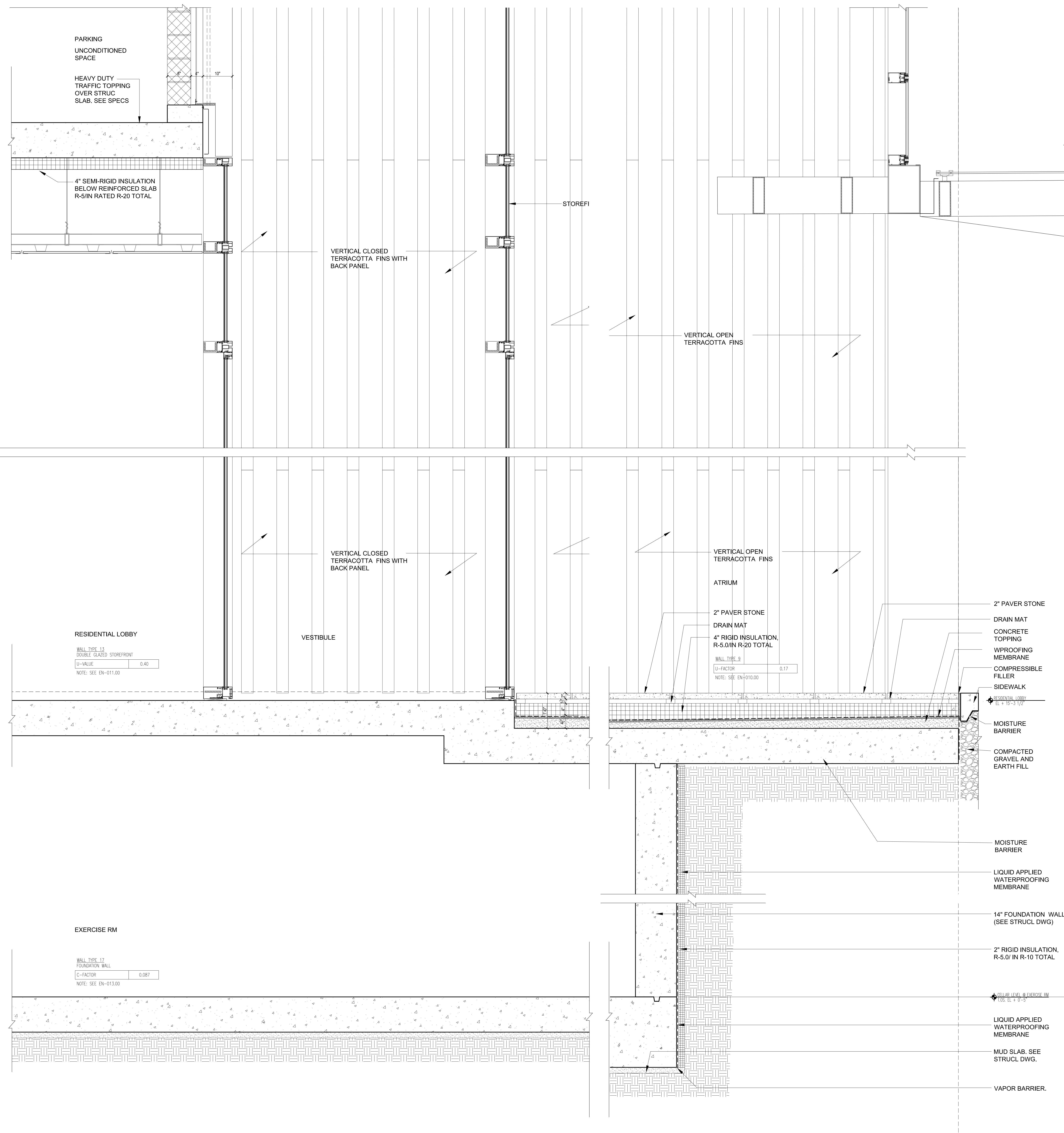
DOB STAMPS & SIGNATURES:

DWG TITLE:
STAIR PLANS AND
INTERIOR ELEVATIONS

SEAL & SIGNATURE:
PROJECT #:
SCALE:
DWG NO.:
DATE: 10/05/2017
PROJECT # 15412
SCALE: AS NOTED
DWG NO. A-354.00
071 OF 105



2 TYP. WALL DTL @ RES. STOREFRONT
Scale: 1"=1'-0"



1 TYP. WALL DTL @ RES. ENTRY
Scale: 1"=1'-0"

NOTES:

01/01/2018	ISSUED FOR DOB
11/21/2017	ISSUED FOR CONSTRUCTION ADD #4
10/06/2017	ISSUED FOR DOB
09/15/2017	90% CD SET ADD #3
06/02/2017	65% CD SET
03/04/2017	50% CD SET
03/10/2017	ISSUED FOR DOB
03/01/2017	ISSUED FOR DOB
02/14/2017	ISSUED FOR DOB
01/07/2017	SUPERSTRUCTURE SET
01/05/2017	ISSUED FOR DOB
11/17/2016	FACADE PAVING SET
11/01/2016	100% CD FOUNDATION HD SET
10/12/2016	ISSUED FOR DOB
04/08/2016	FOUNDATION HD SET
02/05/2016	DOB FILING SET

Number:	Date:	Revision:
---------	-------	-----------

Project:
City View Tower at Court Square
23-15 44th Drive
Long Island City, NY 11101

Client:
Cityview Tower LLC
112-15 NORTHERN BLVD, CF-2
CORONA, NY 11368
(718) 321-8652

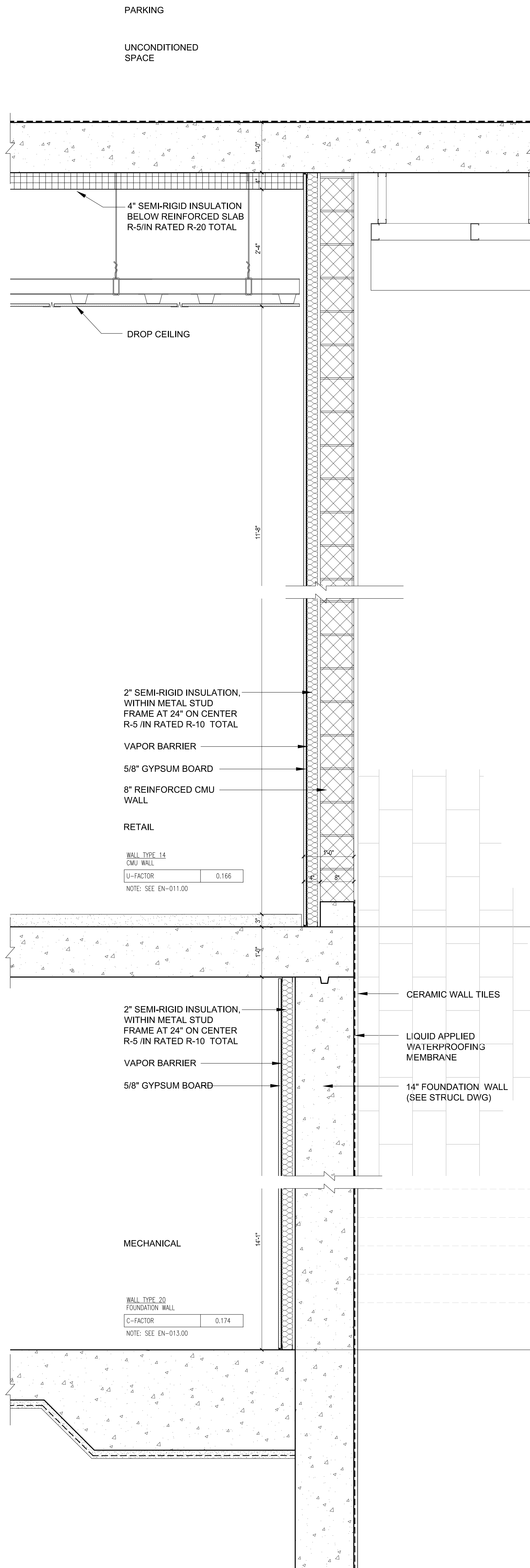
Architect:
HILL | WEST
ARCHITECTS
11 BROADWAY
17TH FLOOR
NEW YORK, NY 10004
T. 212 213 8007

Consultant:
DESIMONE CONSULTING ENGINEERS
140 Broadway 25th Floor
New York, NY, 10005
(212) 532-2211
Cosentini Associates
Two Pennsylvania Plaza, 3rd FL,
New York, NY 10121
(212) 615-3600
Whitehall
11 Broadway, 17th Floor
New York, NY 10004
(212) 908-4940

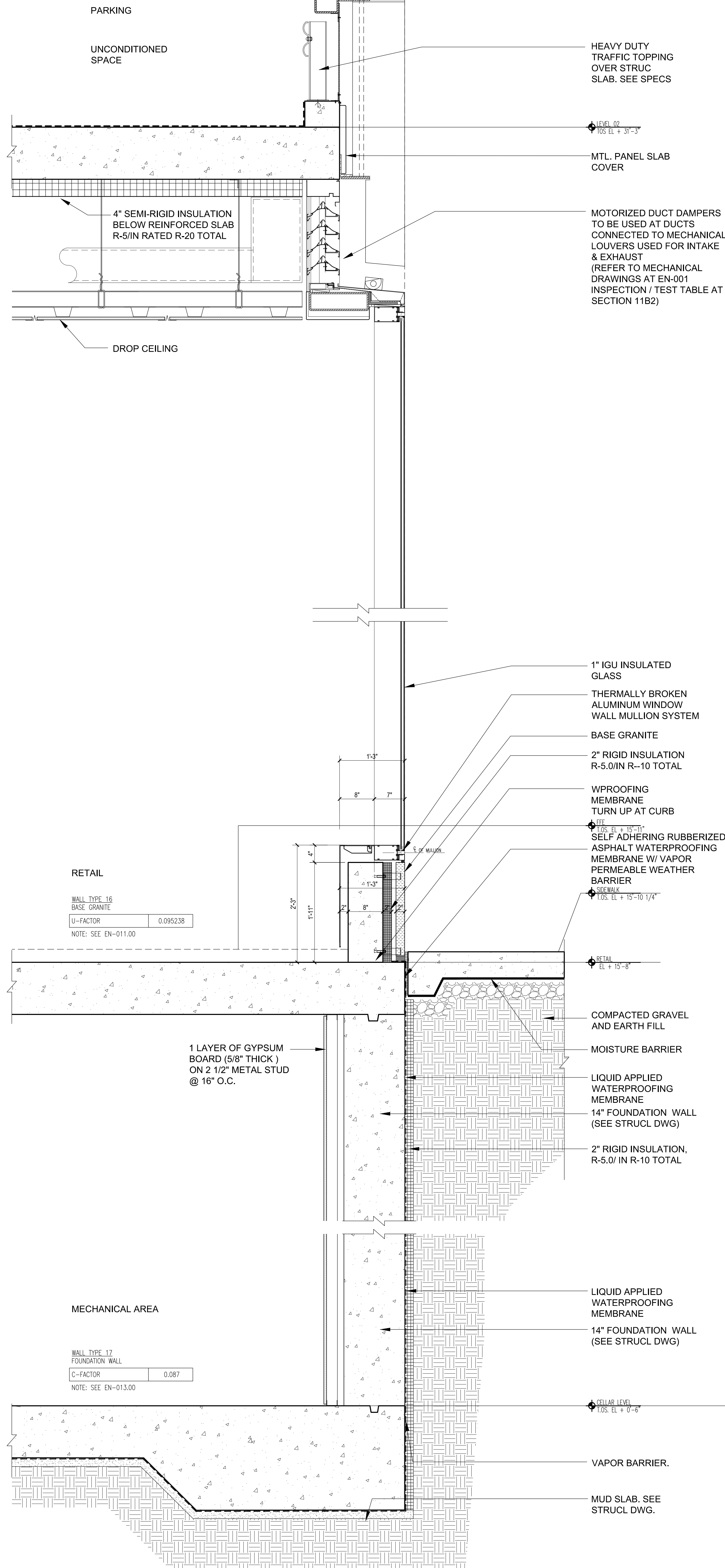
DOB STAMPS & SIGNATURES:

DWG TITLE:
SOUTH ELEVATION
BASE DETAILS

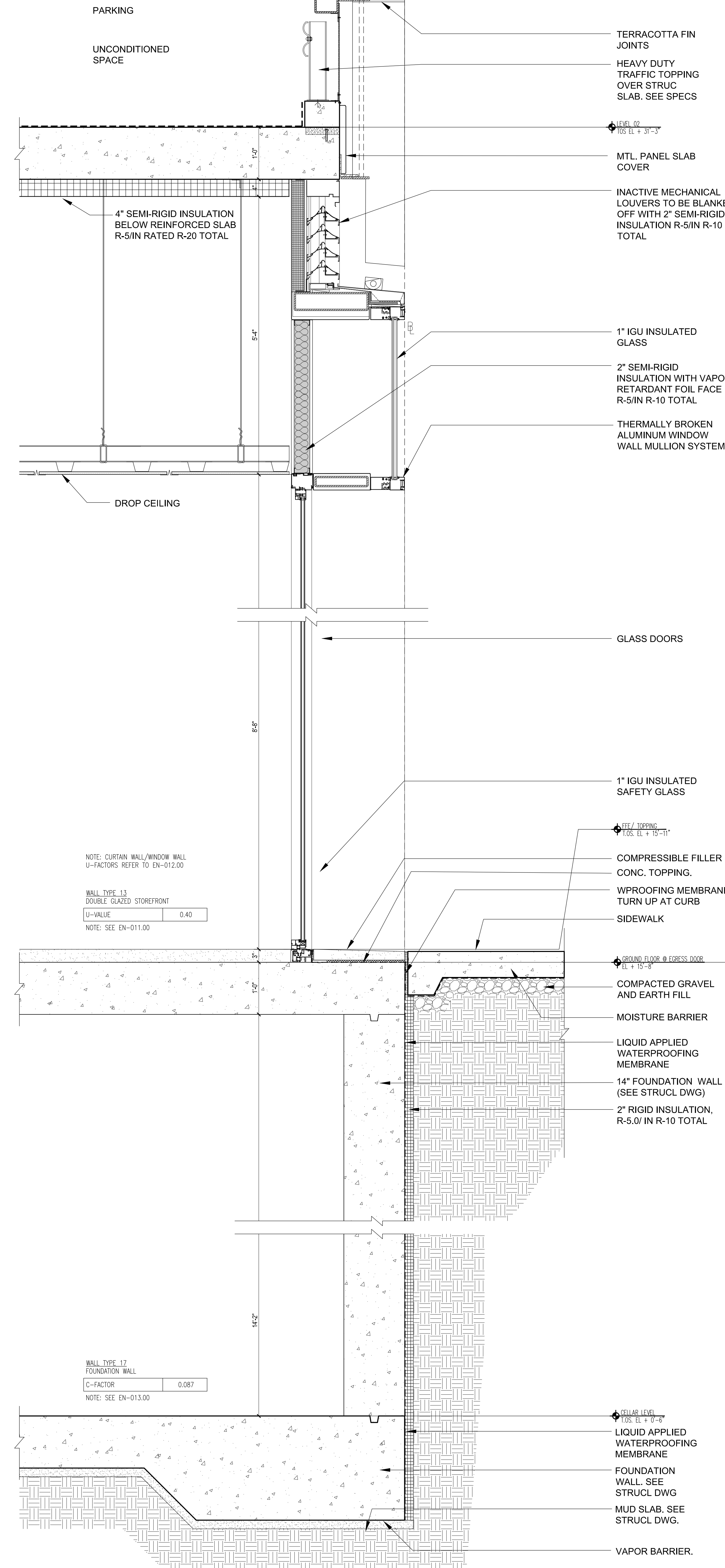
SEAL & SIGNATURE: 	DATE: 12/22/2017
PROJECT #	15412
SCALE: AS NOTED	
DWG NO. A-510.00	



3 TYP. WALL DTL @ MTA STOREFRONT
Scale: 1"=1'-0"



2 TYP. WALL DTL @ RETAIL ENTRY
Scale: 1"=1'-0"



1 TYP. WALL DTL @ SOUTH EGRESS EXIT
Scale: 1"=1'-0"

NOTES:

01/01/2018	ISSUED FOR DOB
11/21/2017	ISSUED FOR CONSTRUCTION ADD #4
10/06/2017	ISSUED FOR DOB
09/15/2017	90% CD SET AND #3
06/02/2017	65% CD SET
03/04/2017	50% CD SET
03/10/2017	ISSUED FOR DOB
03/01/2017	ISSUED FOR DOB
02/14/2017	ISSUED FOR DOB
01/07/2017	SUPERSTRUCTURE SET
01/05/2017	ISSUED FOR DOB
11/17/2016	FAÇADE FINISHING SET
11/01/2016	100% FOUNDATION HD SET
10/12/2016	ISSUED FOR DOB
04/08/2016	FOUNDATION HD SET
02/05/2016	DOB FILING SET

Number:	Date:	Revision:
---------	-------	-----------

Project:
City View Tower at Court Square
23-15 44th Drive
Long Island City, NY 11101

Client:
Cityview Tower LLC
112-15 NORTHERN BLVD, CF-2
CORONA, NY 11368
(718) 321-8652

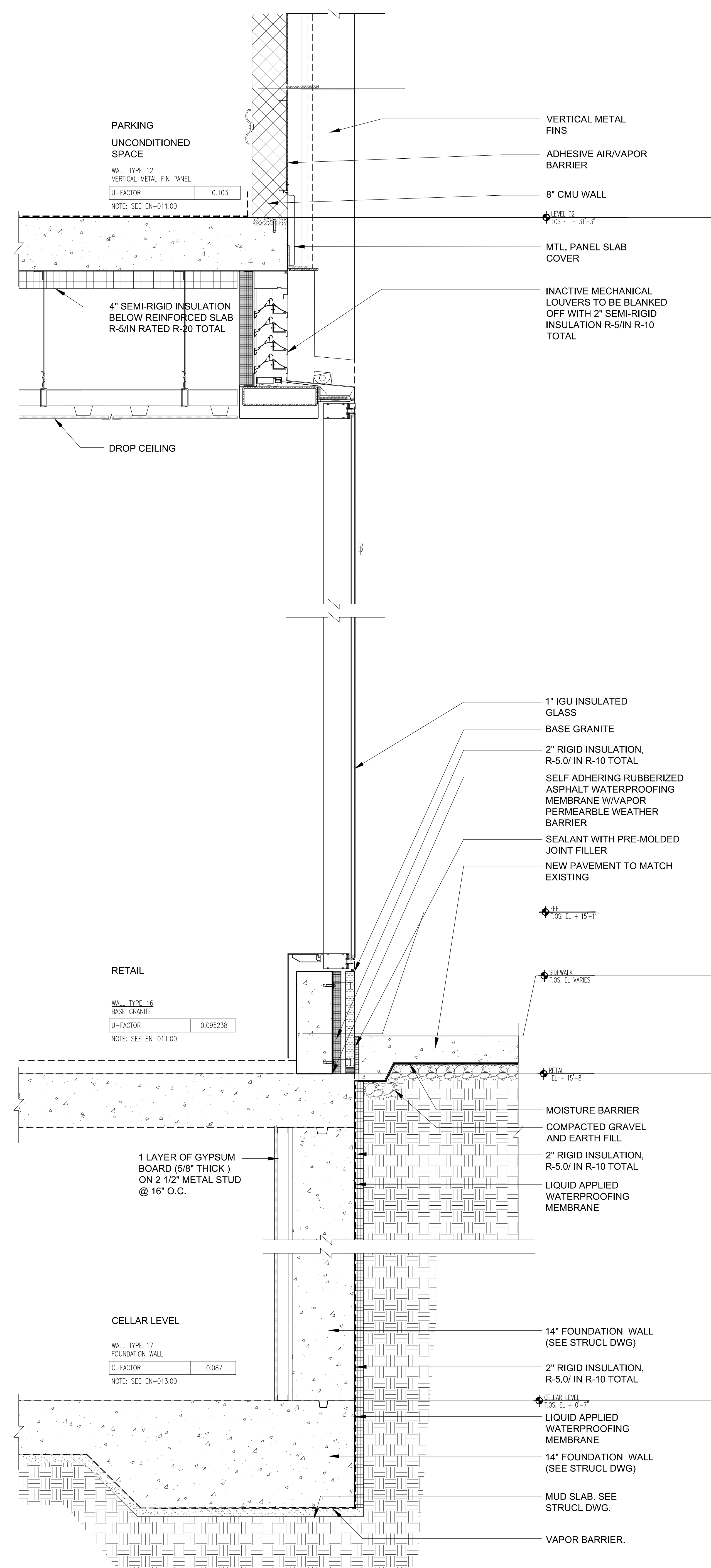
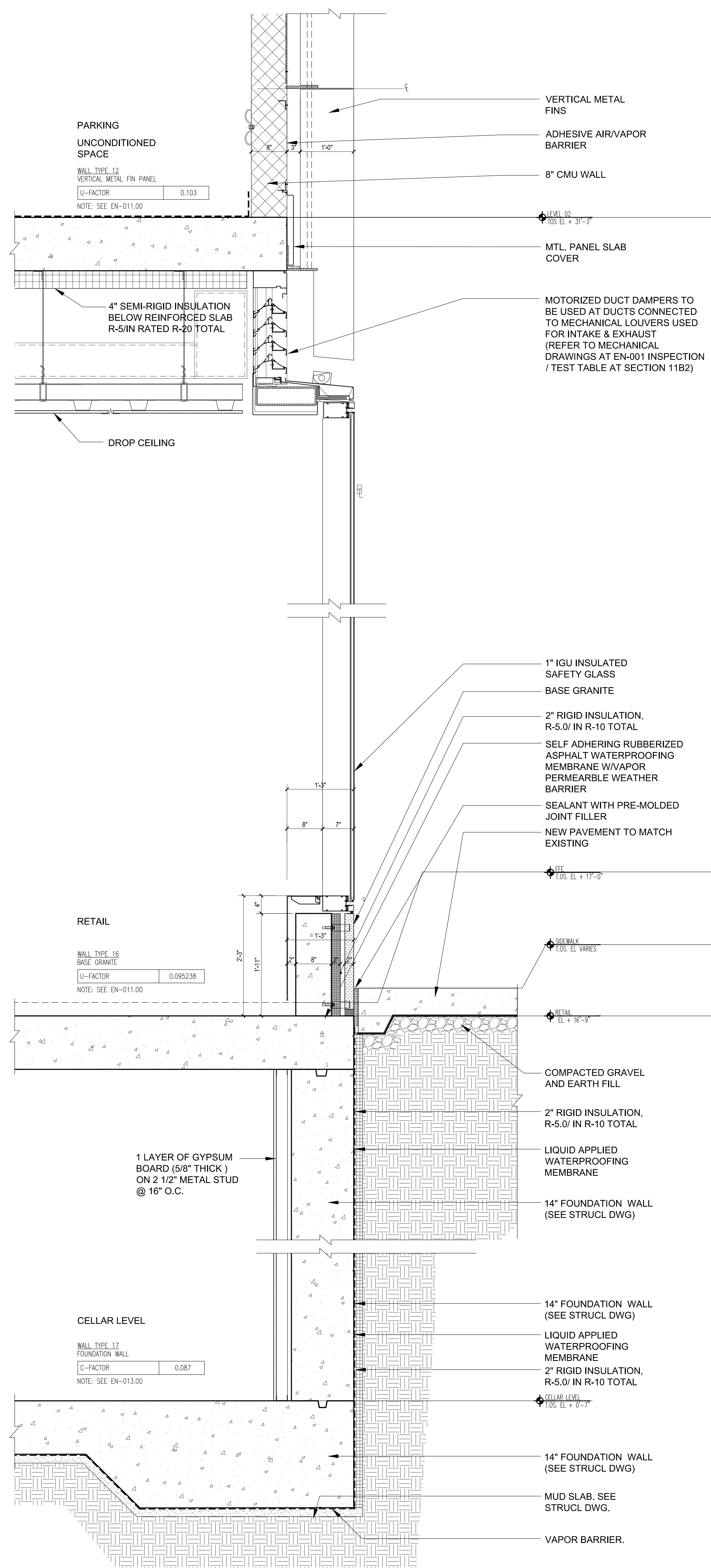
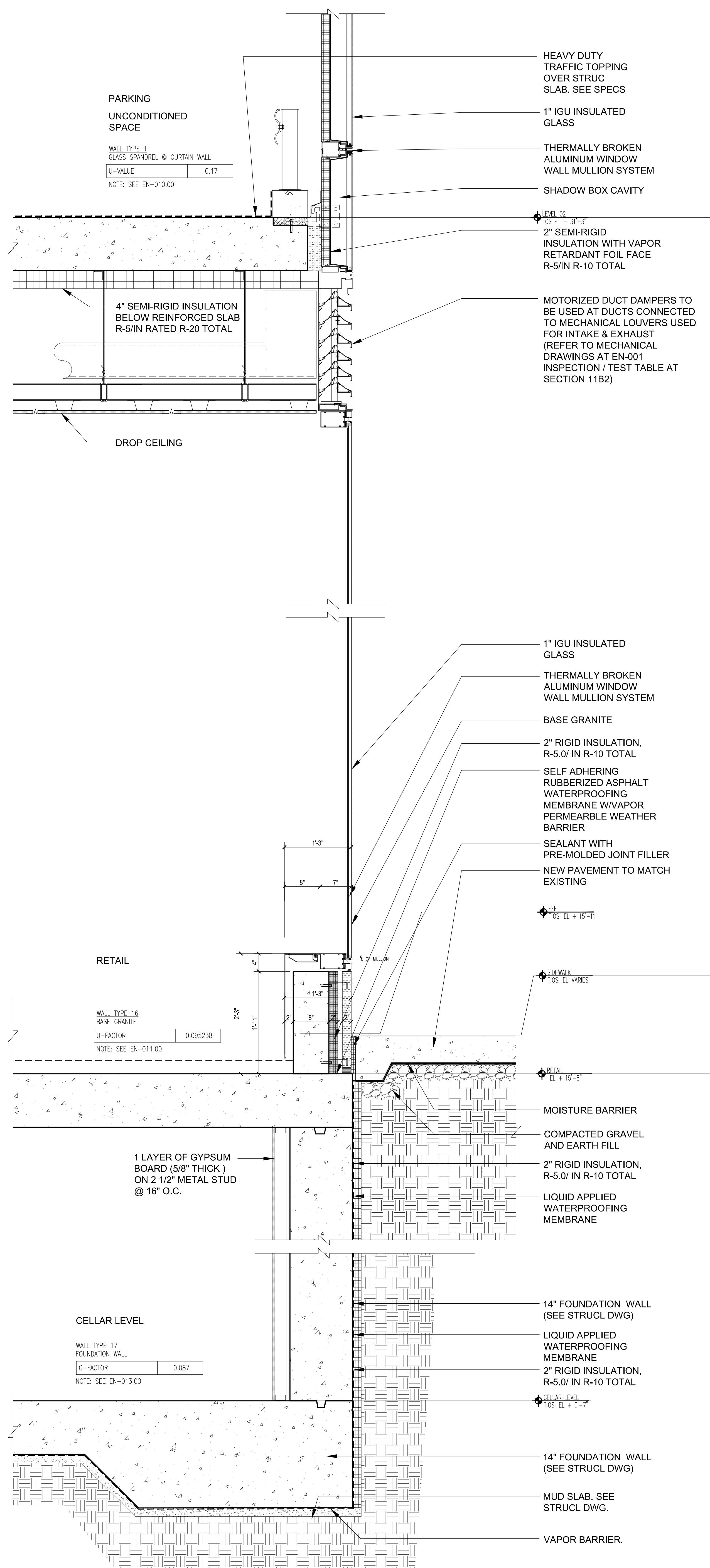
Architect:
HILL | WEST
ARCHITECTS
11 BROADWAY, 17TH FLOOR
NEW YORK, NY 10004
T. 212.213.8007

Consultant:
DESIMONE CONSULTING ENGINEERS
140 Broadway, 25th Floor
New York, NY, 10005
(212) 532-2211
Cosentini Associates
Two Pennsylvania Plaza, 3rd FL.
New York, NY 10121
(212) 615-3600
Whitehall
11 Broadway, 17th Floor
New York, NY 10004
(212) 908-4940

DOB STAMPS & SIGNATURES:

DWG TITLE:
SOUTH ELEVATION
BASE DETAIL

SEAL & SIGNATURE: 	DATE: 12/22/2017
PROJECT #: A-511.00	SCALE: AS NOTED
DWG NO. 073 OF 271	



NOTES:

01/31/2017	ISSUED FOR DOB
11/02/2017	ISSUED FOR CONSTRUCTION ADD #
10/06/2017	ISSUED FOR DOB
09/15/2017	90% CD SET ADD # 3
06/02/2017	65% CD SET
03/24/2017	50% CD SET
03/19/2017	ISSUED FOR DOB
03/01/2017	ISSUED FOR DOB
02/14/2017	ISSUED FOR DOB
01/27/2017	SUPERSTRUCTURE SET
01/25/2017	ISSUED FOR DOB
11/17/2016	FACADE FINISHING SET
11/11/2016	100% CD FOUNDATION BID SET
10/12/2016	ISSUED FOR DOB
04/08/2016	FOUNDATION BID SET
02/05/2016	DOB FILING SET

Number:	Date:	Revision:
---------	-------	-----------

Project:
**City View Tower at
Court Square**
23-15 44th Drive
Long Island City, NY 11101

Client: **Cityview Tower LLC**
112-15 NORTHERN BLVD, CF-2
CORONA, NY 11368
(718) 321-8652

Architect:
HILL | WEST
ARCHITECTS
11 BROADWAY
17TH FLOOR
NEW YORK, NY 10004
T. 212 213 8007

Consultant:

**DESIMONE
CONSULTING ENGINEERS**

140 Broadway 25th Floor
New York, NY, 10005
(212) 532-2211

Cosentini Associates



Two Pennsylvania Plaza, 3rd FL,
New York, NY 10121
(212) 615-3600

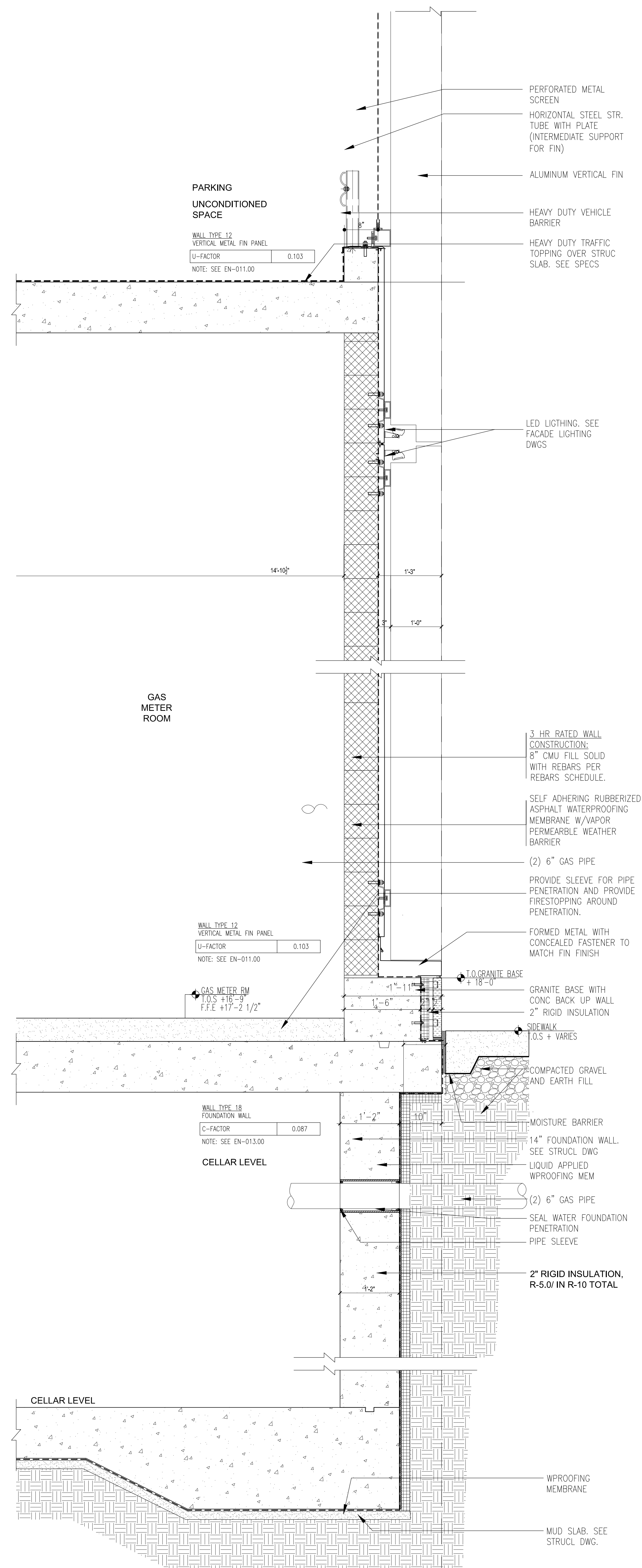
Whitehall

11 Broadway, 17th Floor
New York, NY 10004
(212) 908-4940

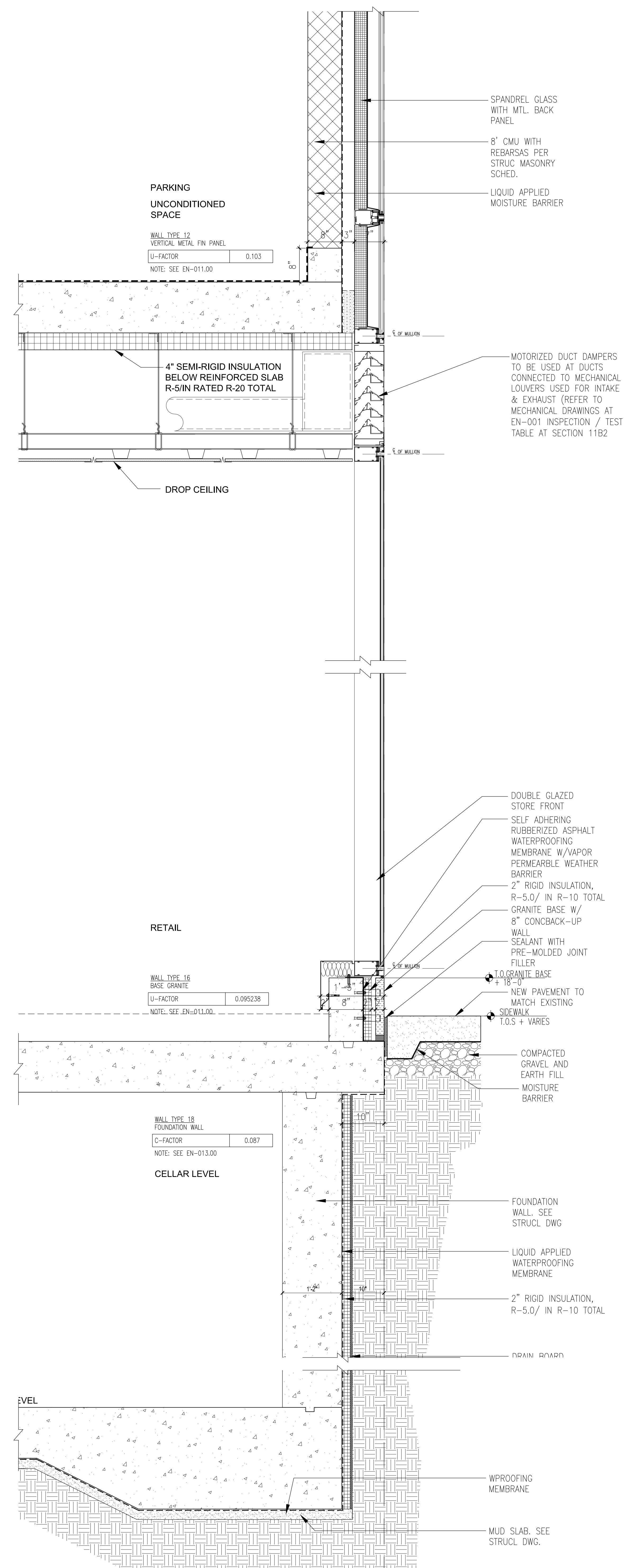
DOB STAMPS & SIGNATURES

DWG TITLE: WEST ELEVATION
BASE DETAILS

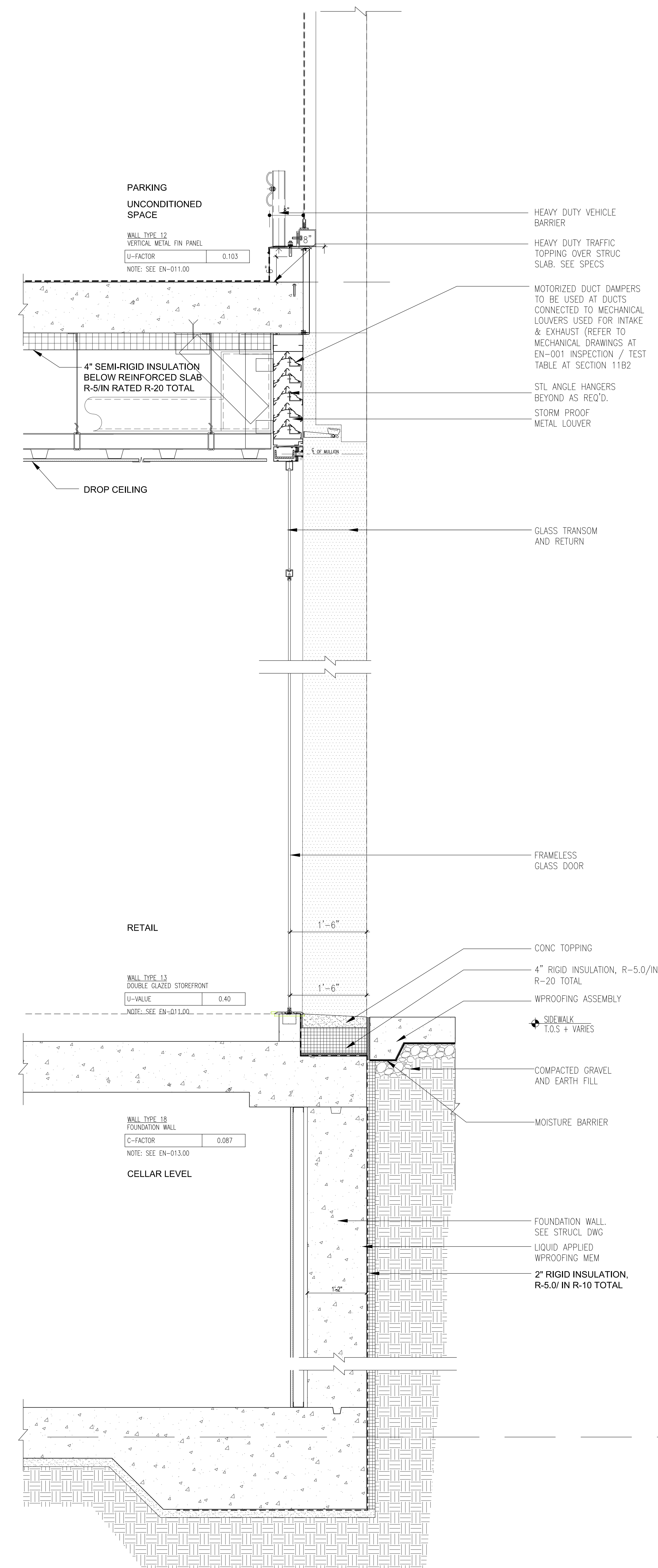
SEAL & SIGNATURE: 	DATE: 12/22/20
	PROJECT #: 15A
	SCALE: AS NOTED
	A-512.00 DWG NO.



3 TYP. WALL DETAIL @ GAS METER ROOM
Scale: 1"=1'-0"



2 TYP. WALL DETAIL @ NORTH STOREFRONT
Scale: 1"=1'-0"



1 TYP. WALL DETAIL @ WEST STOREFRONT
Scale: 1"=1'-0"

NOTES:

01/01/2018	ISSUED FOR DOB
11/21/2017	ISSUED FOR CONSTRUCTION / ADD #4
10/06/2017	ISSUED FOR DOB
09/15/2017	90% CD SET AND #3
06/02/2017	65% CD SET
03/04/2017	50% CD SET
03/10/2017	ISSUED FOR DOB
03/01/2017	ISSUED FOR DOB
02/14/2017	ISSUED FOR DOB
01/07/2017	SUPPERSTRUCTURE SET
01/05/2017	ISSUED FOR DOB
11/17/2016	FACE FRAMING SET
11/01/2016	100% FUNDATION AND SET
10/12/2016	ISSUED FOR DOB
04/08/2016	FOUNDATION AND SET
02/05/2016	DOB FILING SET

Number:	Date:	Revision:
---------	-------	-----------

Project:
City View Tower at Court Square
23-15 44th Drive
Long Island City, NY 11101

Client:
Cityview Tower LLC
112-15 NORTHERN BLVD, CF-2
CORONA, NY 11368
(718) 321-8652

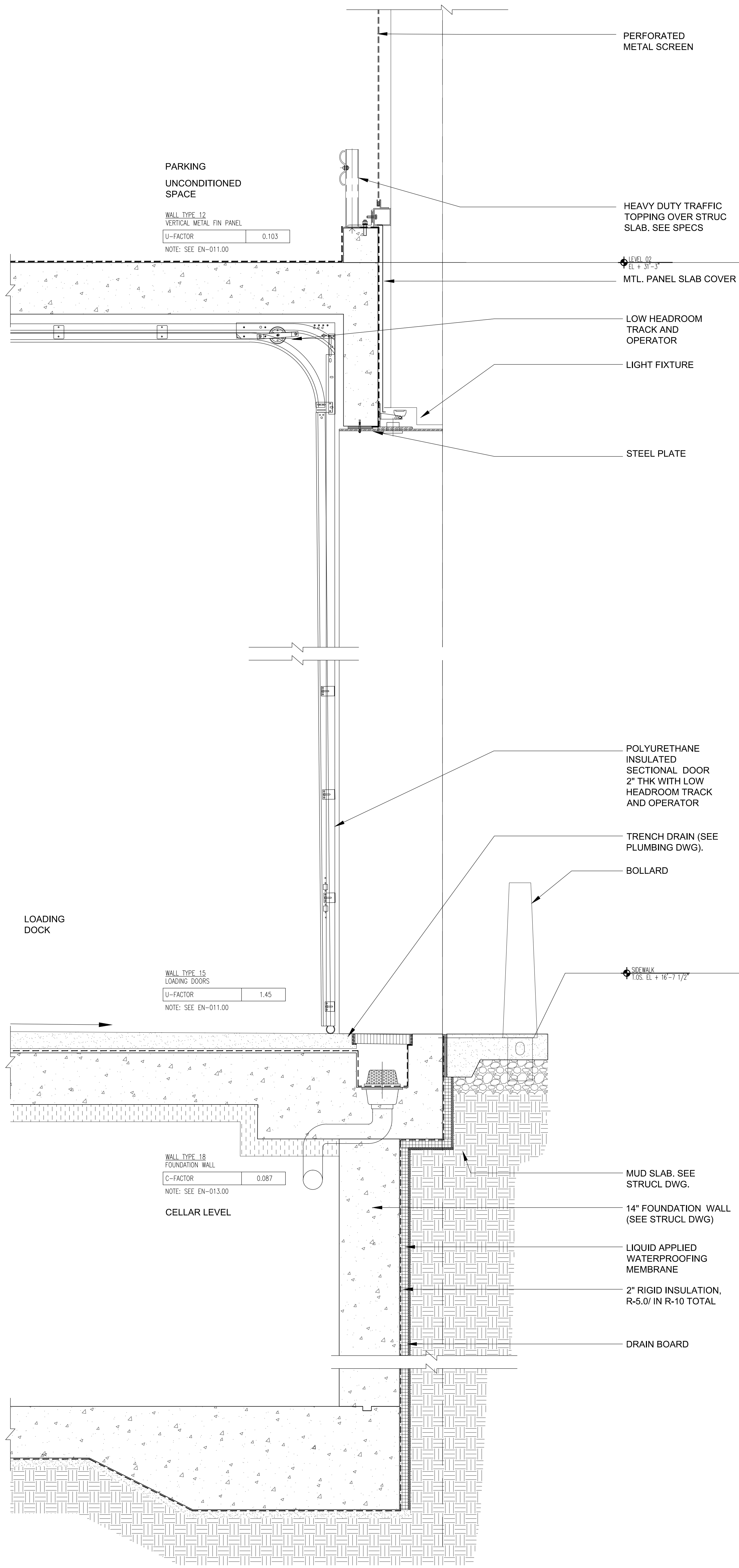
Architect:
HILL | WEST
ARCHITECTS
11 BROADWAY
17TH FLOOR
NEW YORK, NY 10004
T. 212 213 8007

Consultant:
DESIMONE CONSULTING ENGINEERS
140 Broadway 25th Floor
New York, NY, 10005
(212) 532-2211
Cosentini Associates
Two Pennsylvania Plaza, 3rd FL.
New York, NY 10121
(212) 615-3600
Whitehall
11 Broadway, 17th Floor
New York, NY 10004
(212) 908-4940

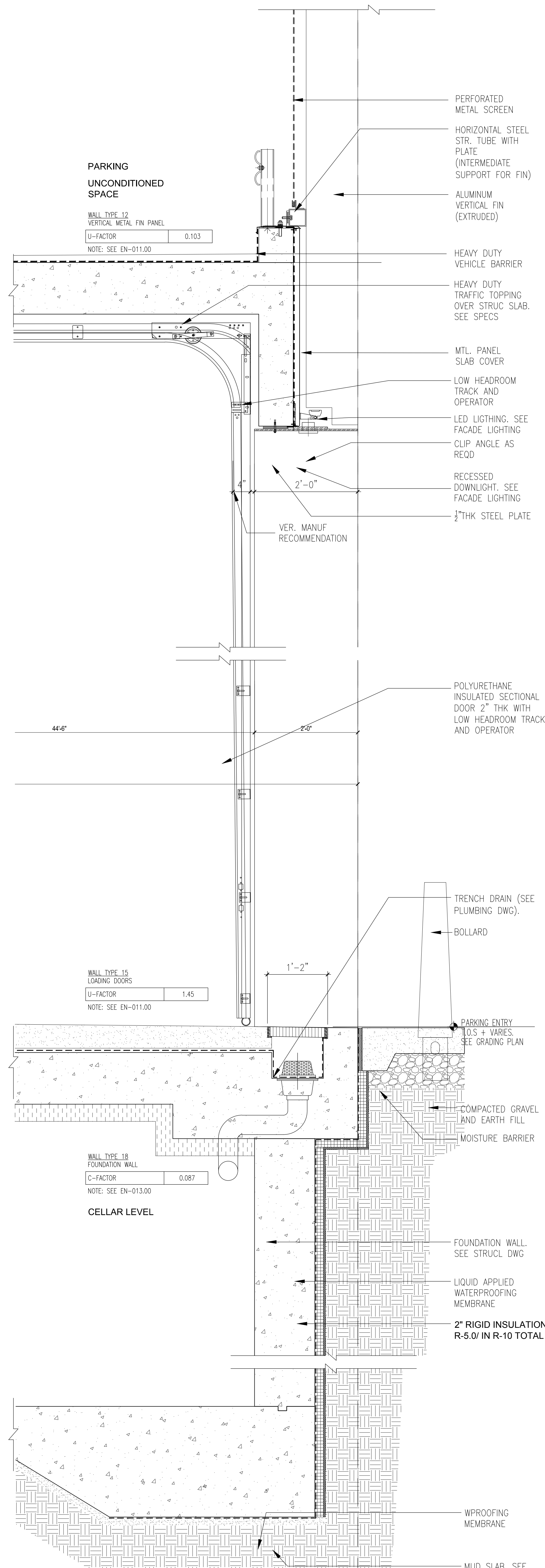
DOB STAMPS & SIGNATURES:

DWG TITLE:
NORTH ELEVATION
BASE DETAILS

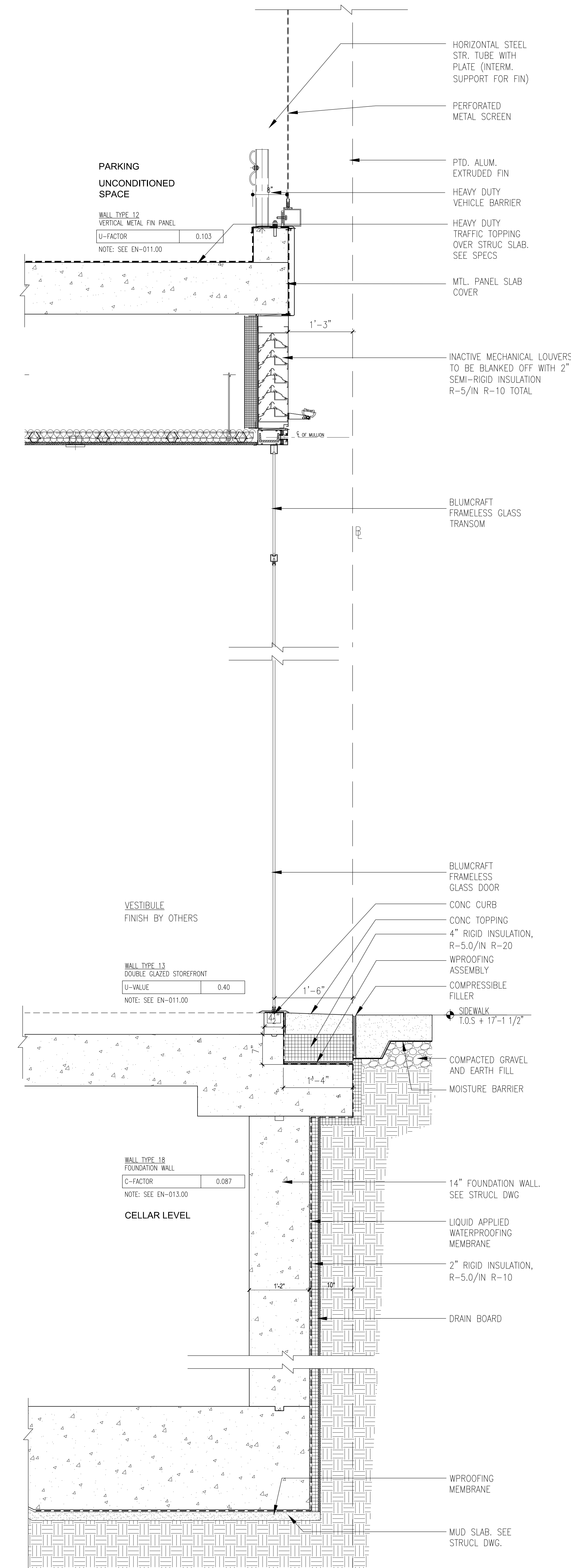
SEAL & SIGNATURE: 	DATE:	12/22/2017
	PROJECT #:	15412
	SCALE:	AS NOTED
	DWG NO. A-513.00	



3 TYP. WALL DETAIL @ NORTH RESIDENTIAL ENTRY
Scale: 1"=1'-0"



2 TYP. WALL DETAIL @ CAR PARKING ENTRY
Scale: 1"=1'-0"



1 TYP. WALL DETAIL @ NORTH RESIDENTIAL ENTRY
Scale: 1"=1'-0"

NOTES:

01/01/2018	ISSUED FOR DOB
11/21/2017	ISSUED FOR CONSTRUCTION A/D #4
10/06/2017	ISSUED FOR DOB
09/15/2017	90% CD SET A/D #3
08/02/2017	65% CD SET
07/04/2017	50% CD SET
03/10/2017	ISSUED FOR DOB
03/01/2017	ISSUED FOR DOB
02/14/2017	ISSUED FOR DOB
01/07/2017	SUPERSTRUCTURE SET
01/05/2017	ISSUED FOR DOB
11/17/2016	FACADE FINISH SET
11/01/2016	100% CD FOUNDATION HD SET
10/12/2016	ISSUED FOR DOB
04/08/2016	FOUNDATION HD SET
02/05/2016	DOB FILING SET

Number: Date: Revision:

Project:

City View Tower at Court Square

23-15 44th Drive

Long Island City, NY 11101

Client:

Cityview Tower LLC

112-15 NORTHERN BLVD, CF-2

CORONA, NY 11368

(718) 321-8652

Architect:

HILL | WEST

ARCHITECTS

11 BROADWAY

17TH FLOOR

NEW YORK, NY 10004

T. 212 213 8007

Consultant:

DESIMONE CONSULTING ENGINEERS

140 Broadway 25th Floor

New York, NY, 10005

(212) 532-2211

Cosentini Associates

Two Pennsylvania Plaza, 3rd FL.

New York, NY 10121

(212) 615-3600

Whitehall

11 Broadway, 17th Floor

New York, NY 10004

(212) 908-4940

DOB STAMPS & SIGNATURES:

DWG TITLE:

NORTH ELEVATION

BASE DETAILS

SEAL & SIGNATURE:

PROJECT #

DATE:

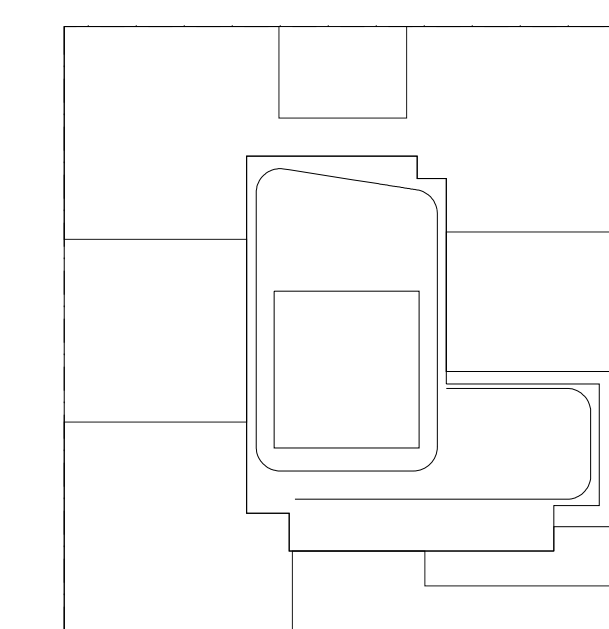
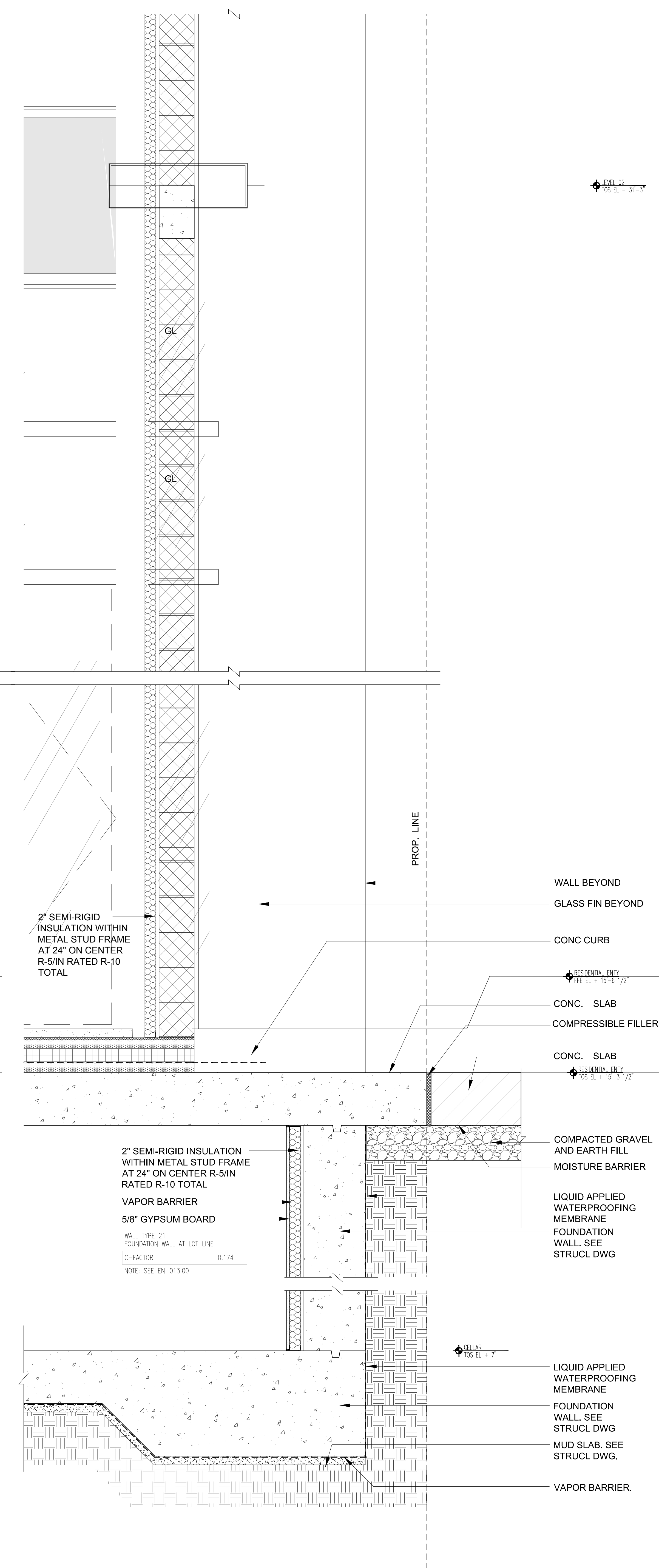
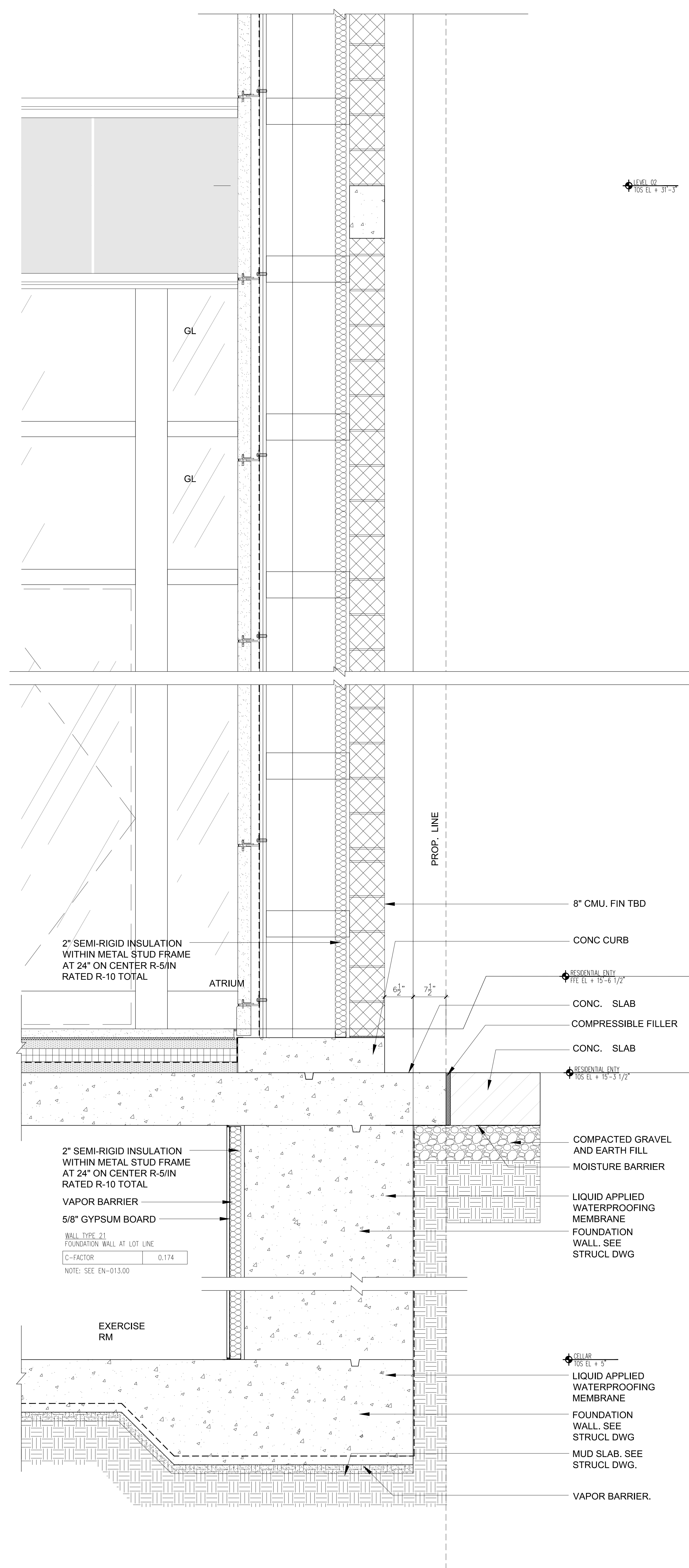
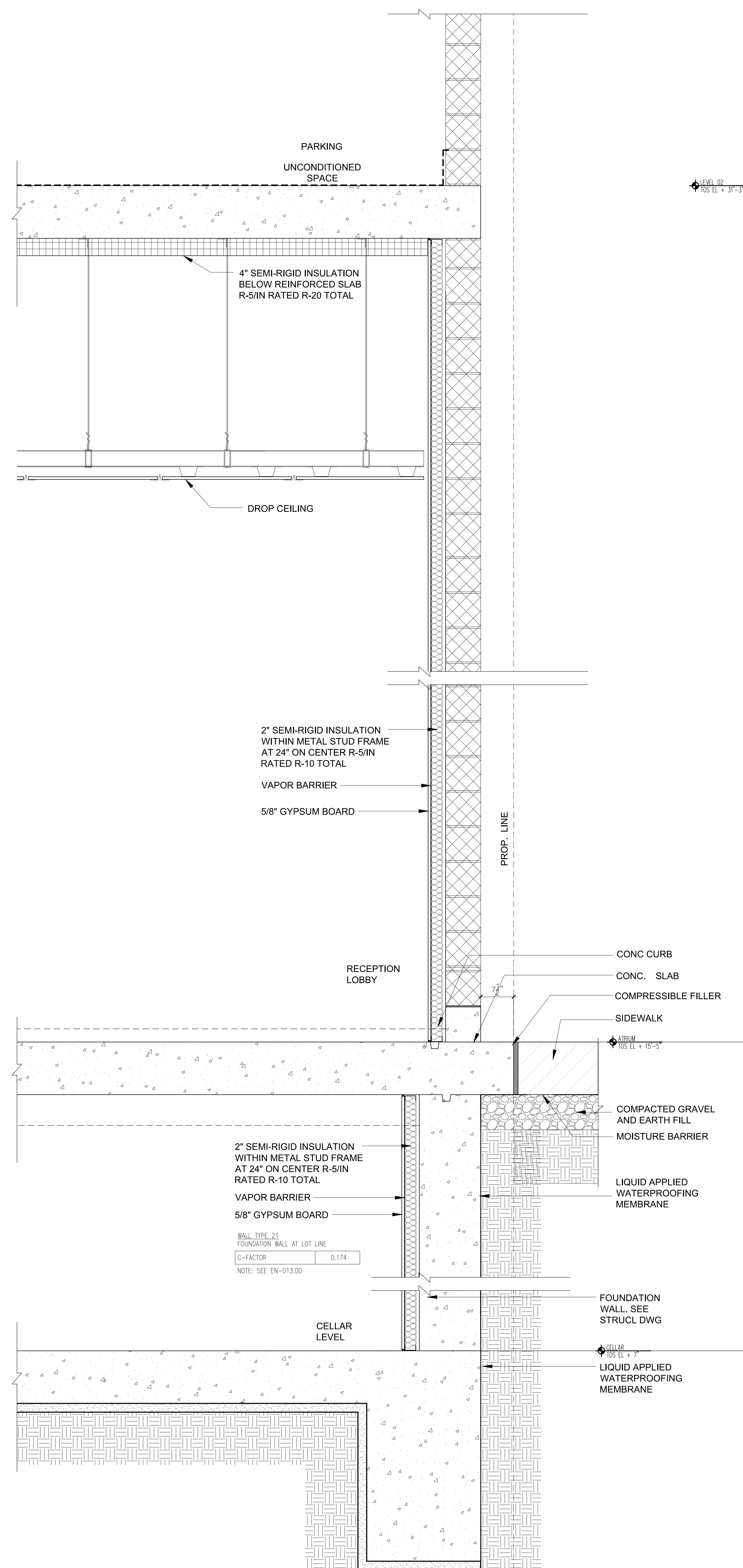
SCALE:

AS NOTED

A-514.00

DWG NO.

016 OF 271



KEY PLAN

NOTES:

01/01/2018	ISSUED FOR DOB
11/01/2017	ISSUED FOR CONSTRUCTION AND #
10/06/2017	ISSUED FOR DOB
09/15/2017	90% CD SET AND # 3
06/02/2017	85% CD SET
03/24/2017	50% CD SET
02/17/2017	ISSUED FOR DOB
03/01/2017	ISSUED FOR DOB
02/14/2017	ISSUED FOR DOB
01/27/2017	SUPERSTRUCTURE SET
01/05/2017	ISSUED FOR DOB
11/17/2016	FACEBOOK PRICING SET
11/01/2016	100% DO FOUNDATION BID SET
10/12/2016	ISSUED FOR DOB
04/08/2016	FOUNDATION BID SET
03/04/2016	DOB PLUMBING SET

Number:	Date:	Revision
---------	-------	----------

Project:

**City View Tower at
Court Square**

23-15 44th Drive
Long Island City, NY 11101

Client: **Cityview Tower LLC**
112-15 NORTHERN BLVD, CF-2
CORONA, NY 11368
(718) 321-8652

Architect:
HILL | WEST
ARCHITECTS
11 BROADWAY
17TH FLOOR
NEW YORK, NY 10004
T. 212.213.8007

Consultant:


**DESIMONE
CONSULTING ENGINEERS**
140 Broadway, 25th Floor
New York, NY, 10005
(212) 532-2211

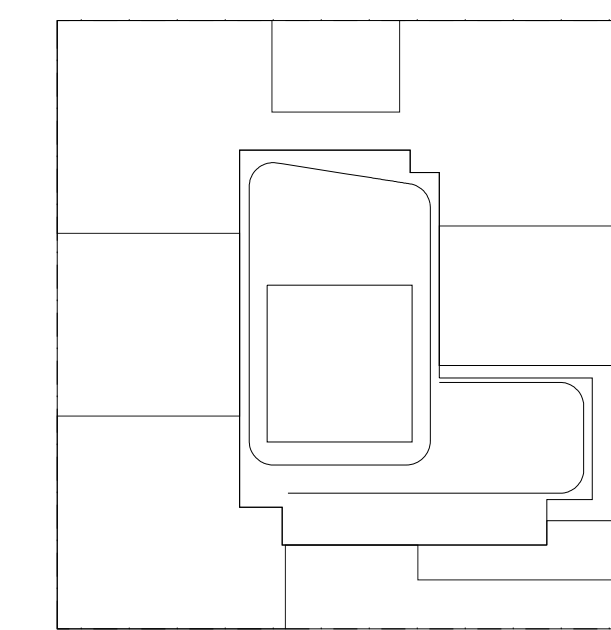
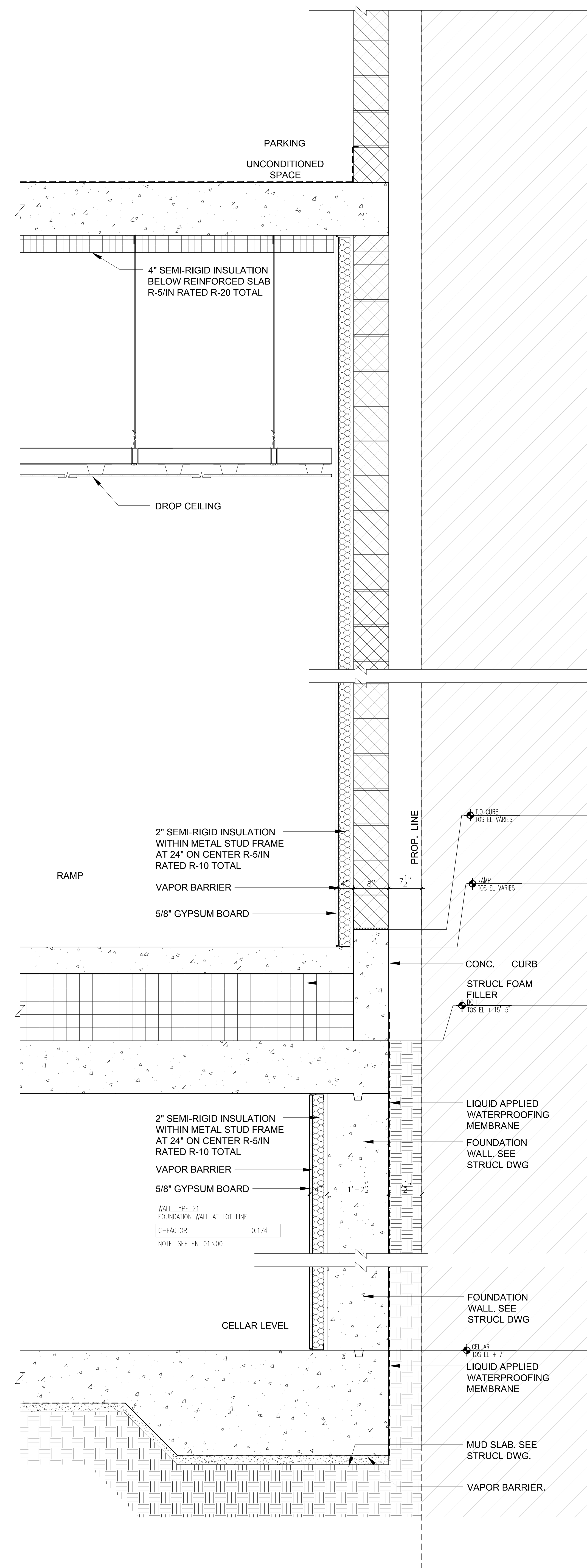
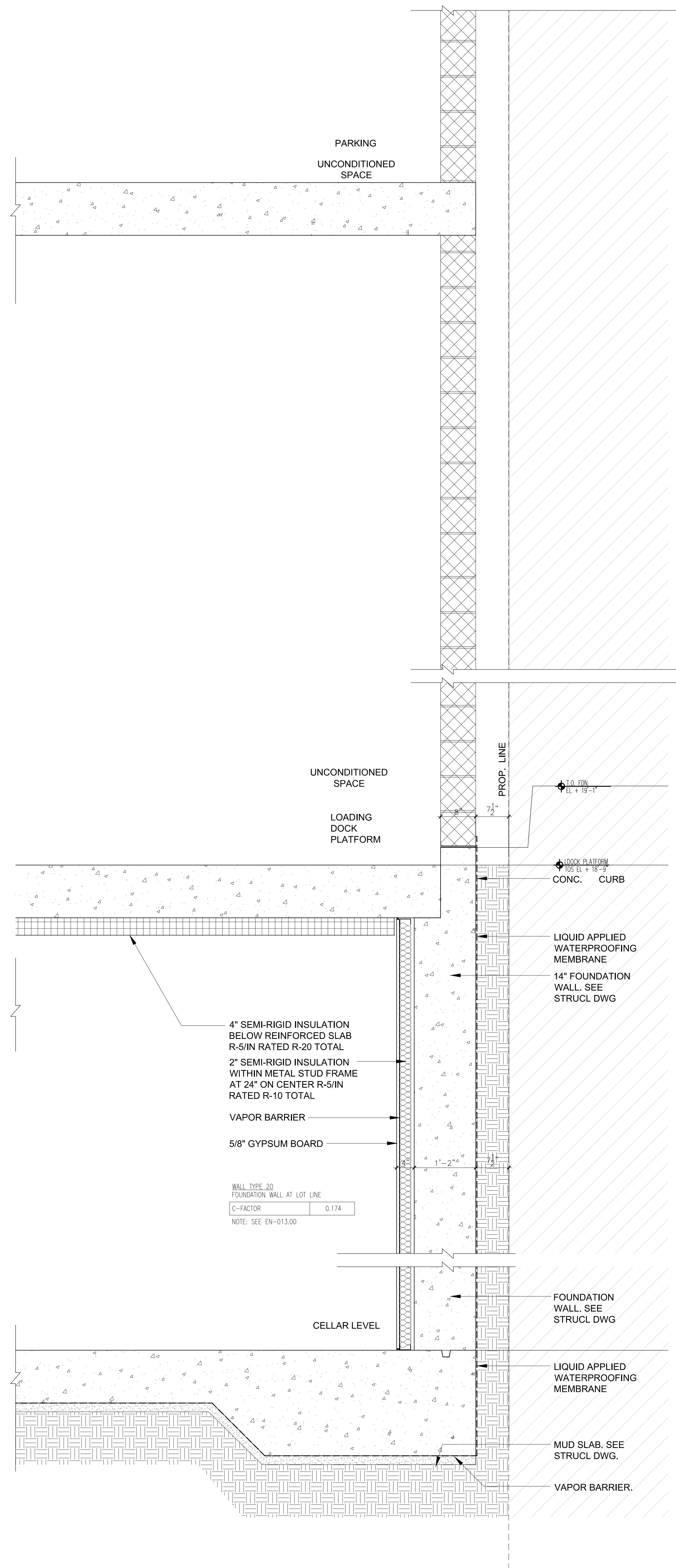
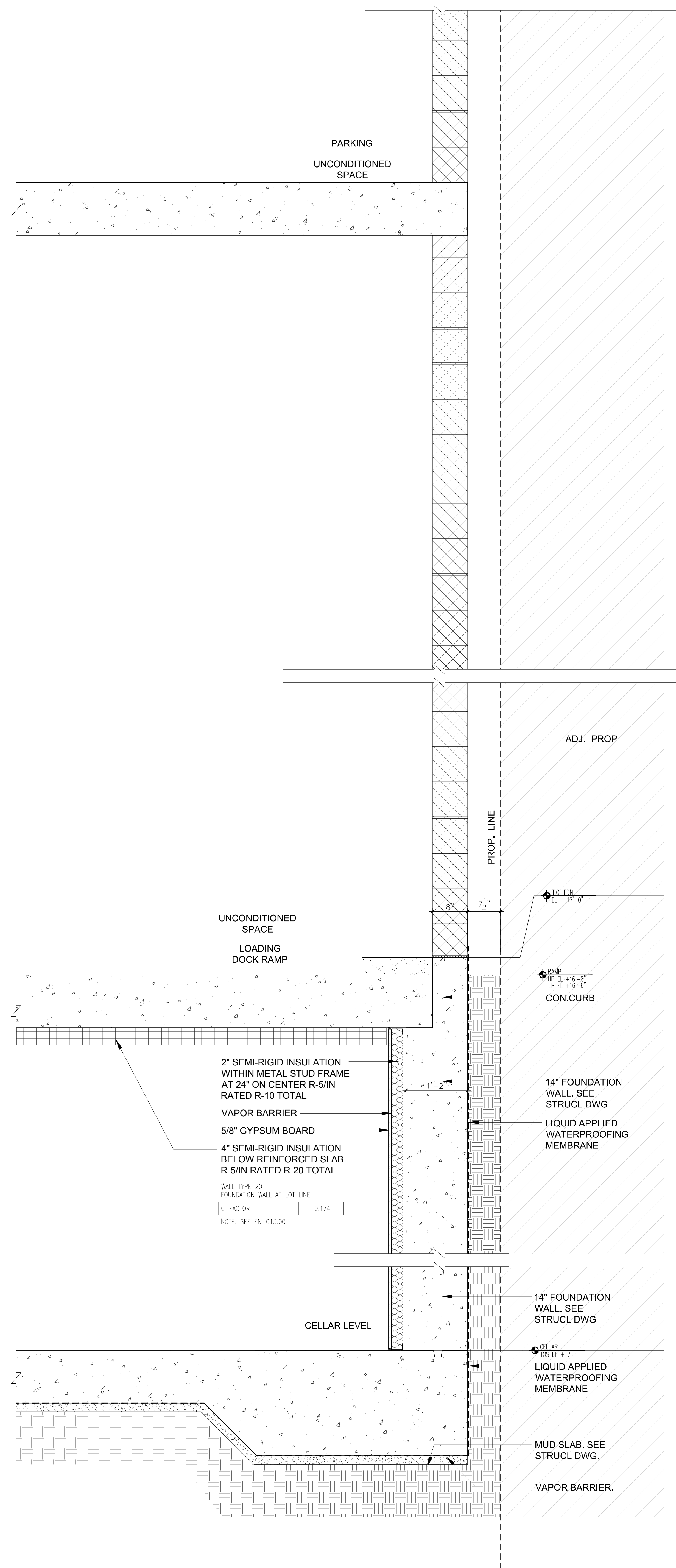
Consentini Associates
Two Pennsylvania Plaza, 3rd FL,
New York, NY 10121
(212) 615-3600

Whitehall
11 Broadway, 17th Floor
New York, NY 10004
(212) 908-4940

DOB STAMPS & SIGNATURES:

DWG TITLE: EAST ELEVATION
BASE DETAILS

SEAL & SIGNATURE: 	DATE:	12/22/20
	PROJECT #:	15
	SCALE:	AS NOTED
DWG NO. A-515.0		



KEY PLAN

NOTES:

01/01/2018	ISSUED FOR DOB
11/21/2017	ISSUED FOR CONSTRUCTION AND #4
10/06/2017	ISSUED FOR DOB
09/15/2017	90% CD SET AND #3
08/02/2017	65% CD SET
03/04/2017	50% CD SET
03/10/2017	ISSUED FOR DOB
03/01/2017	ISSUED FOR DOB
02/14/2017	ISSUED FOR DOB
01/07/2017	SUPERSTRUCTURE SET
01/05/2017	ISSUED FOR DOB
11/17/2016	FACE PAINTING SET
11/01/2016	100% FOUNDATION HD SET
10/12/2016	ISSUED FOR DOB
04/08/2016	FOUNDATION HD SET
02/05/2016	DOB FILING SET

Number: Date: Revision:

Project:
City View Tower at Court Square
23-15 44th Drive
Long Island City, NY 11101

Client:
Cityview Tower LLC
112-15 NORTHERN BLVD, CF-2
CORONA, NY 11368
(718) 321-8652

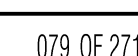
Architect:
HILL | WEST
ARCHITECTS
11 BROADWAY
17TH FLOOR
NEW YORK, NY 10004
T. 212 213 8007


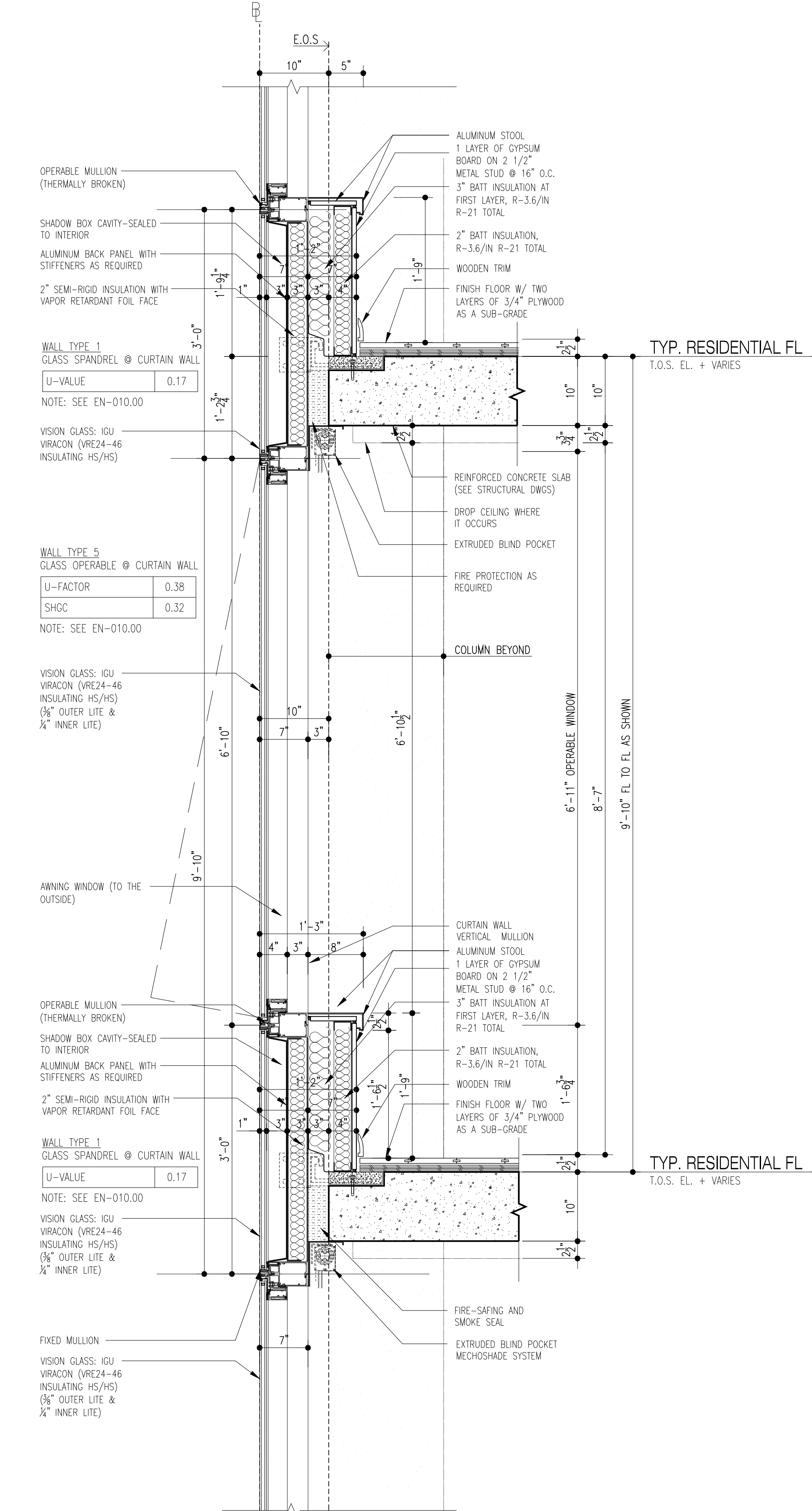
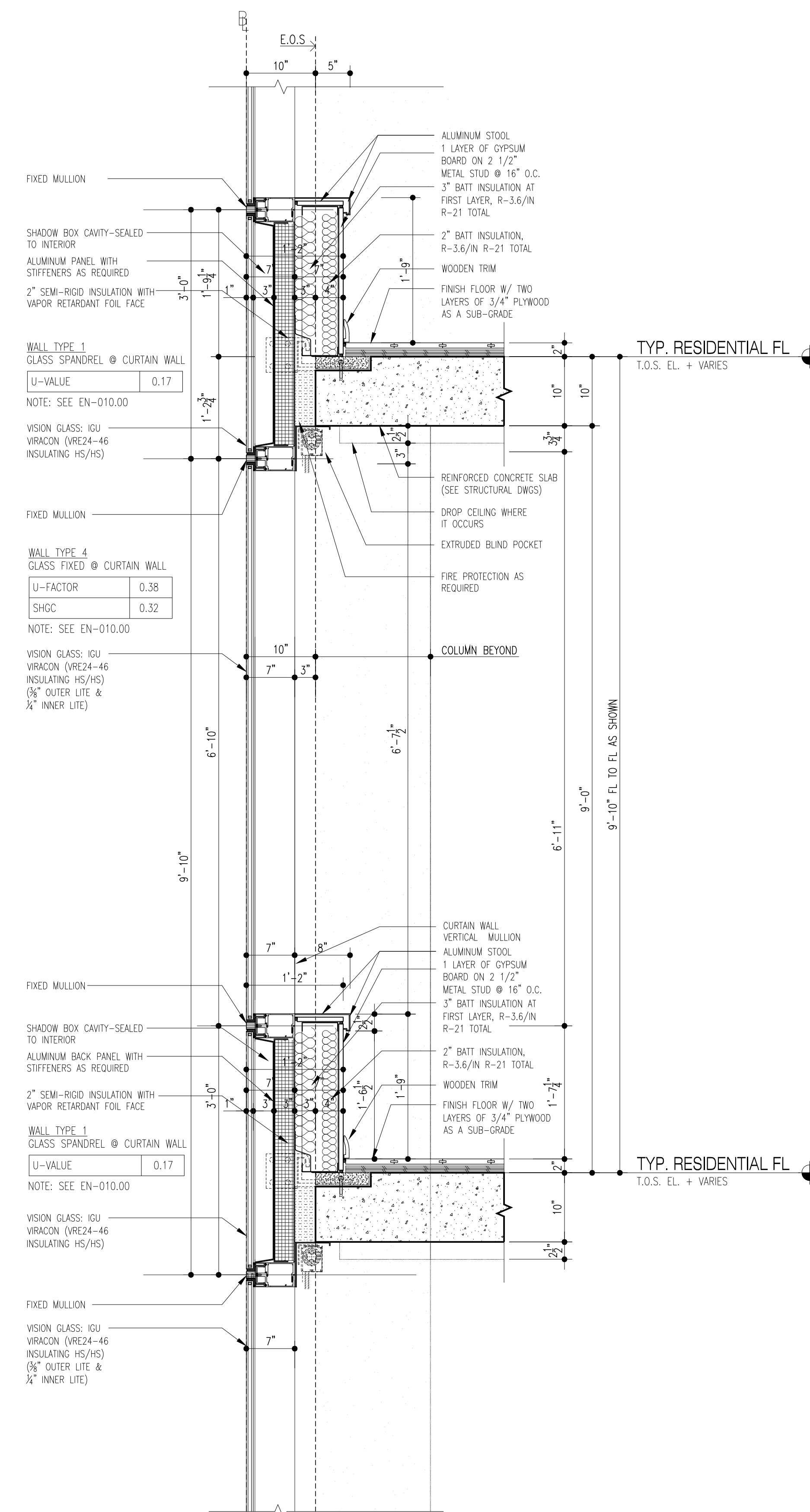
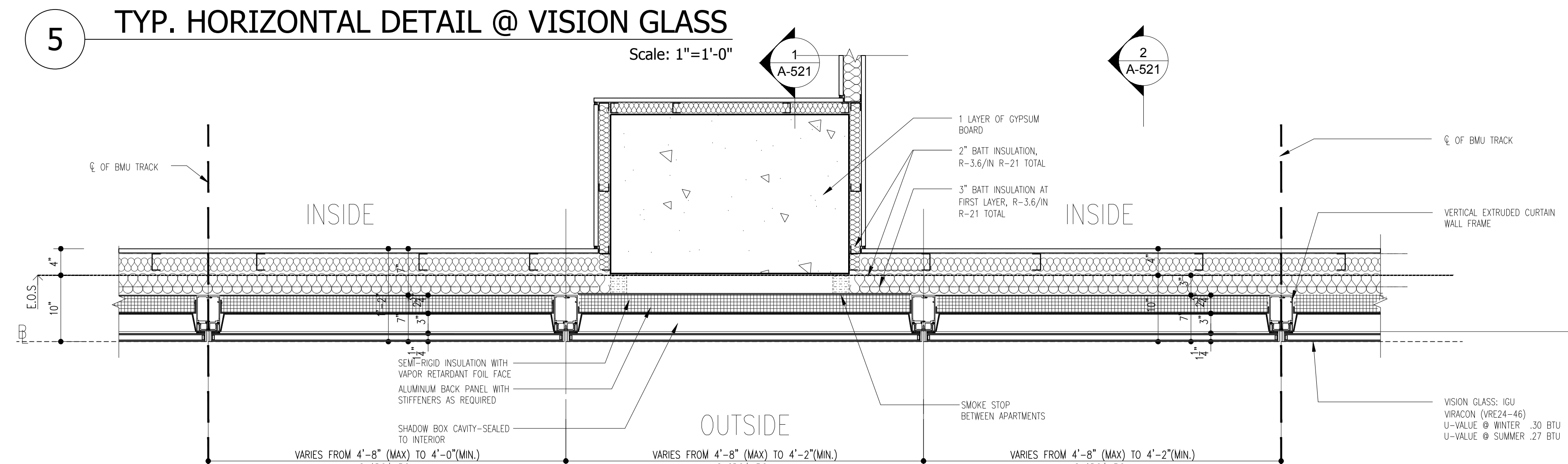
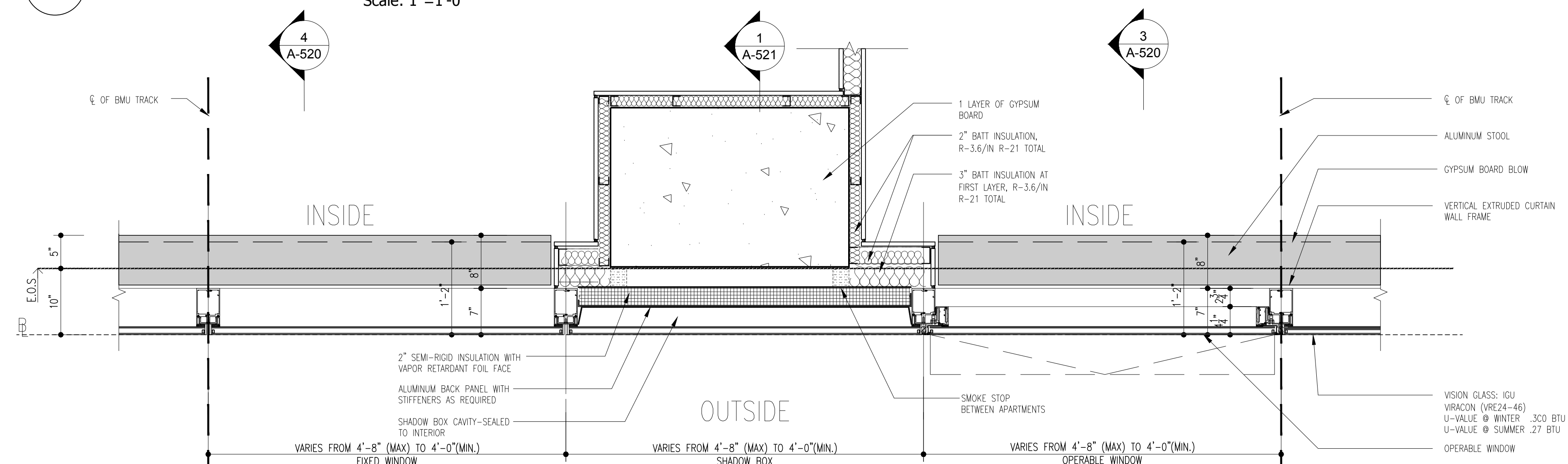
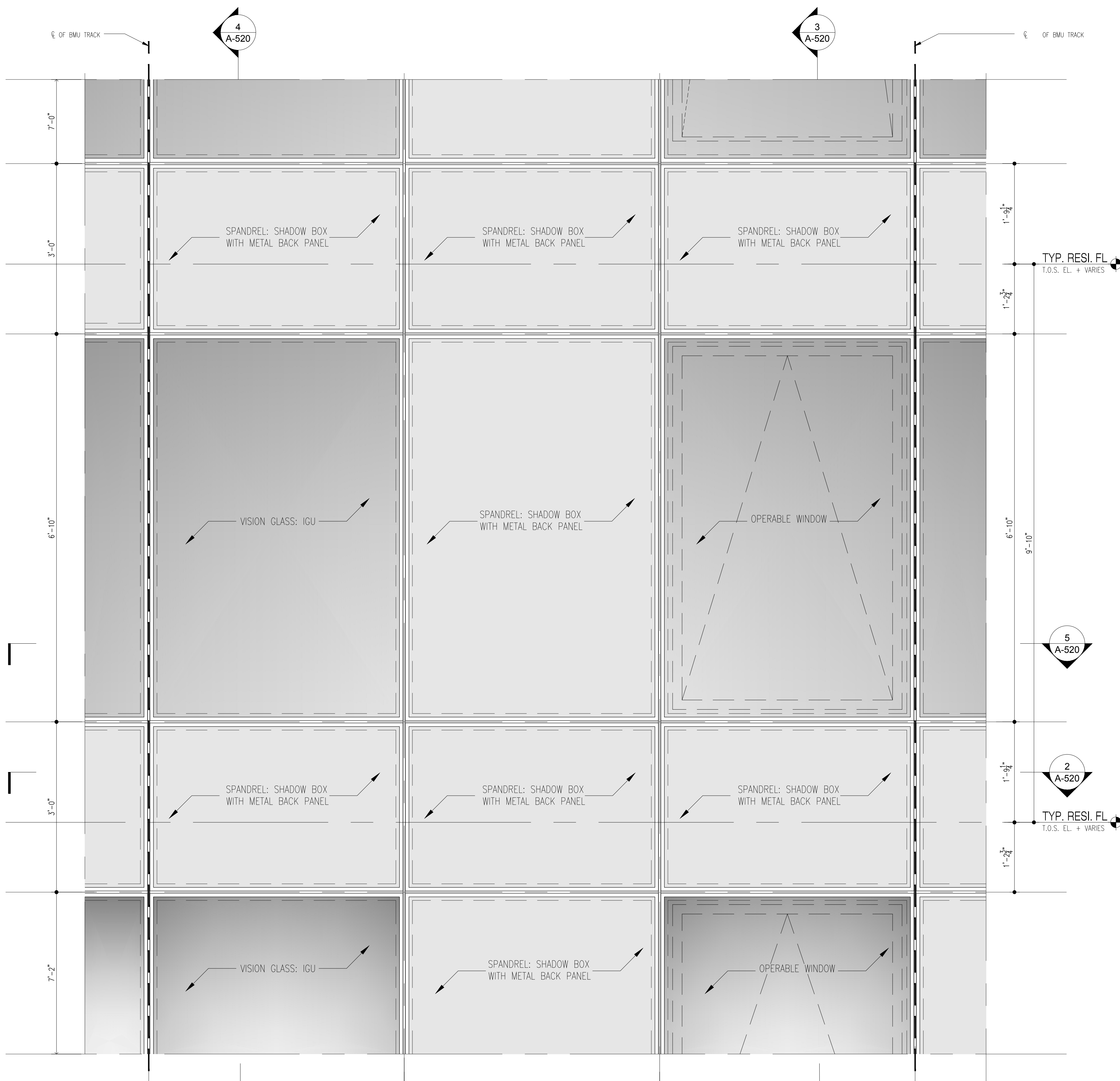
Consultant:
DESIMONE CONSULTING ENGINEERS
140 Broadway 25th Floor
New York, NY, 10005
(212) 532-2211
Cosentini Associates
Two Pennsylvania Plaza, 3rd FL.
New York, NY 10121
(212) 615-3600
Whitehall
11 Broadway, 17th Floor
New York, NY 10004
(212) 908-4940

DOB STAMPS & SIGNATURES:

DWG TITLE:
EAST ELEVATION
BASE DETAILS

SEAL & SIGNATURE:
REGISTERED ARCHITECT
PROJECT #
DATE: 12/22/2017
SCALE: AS NOTED
A-516.00
DWG NO.
078 OF 271





NOTES:

01/01/2018	ISSUED FOR DOB
11/21/2017	ISSUED FOR CONSTRUCTION AND #4
10/06/2017	ISSUED FOR DOB
09/15/2017	99% CD SET AND #3
06/02/2017	65% CD SET
03/04/2017	50% CD SET
03/03/2017	ISSUED FOR DOB
02/14/2017	ISSUED FOR DOB
01/07/2017	SUPERSTRUCTURE SET
01/05/2017	ISSUED FOR DOB
11/17/2016	FAÇADE FINISH SET
11/01/2016	100% DISSEMINATION AND SET
10/12/2016	ISSUED FOR DOB
04/08/2016	FOUNDATION AND SET
02/05/2016	DOB FILING SET

Number: Date: Revision:

Project:
City View Tower at Court Square
23-15 44th Drive
Long Island City, NY 11101

Client:
Cityview Tower LLC
112-15 NORTHERN BLVD, CF-2
CORONA, NY 11368
(718) 321-8652

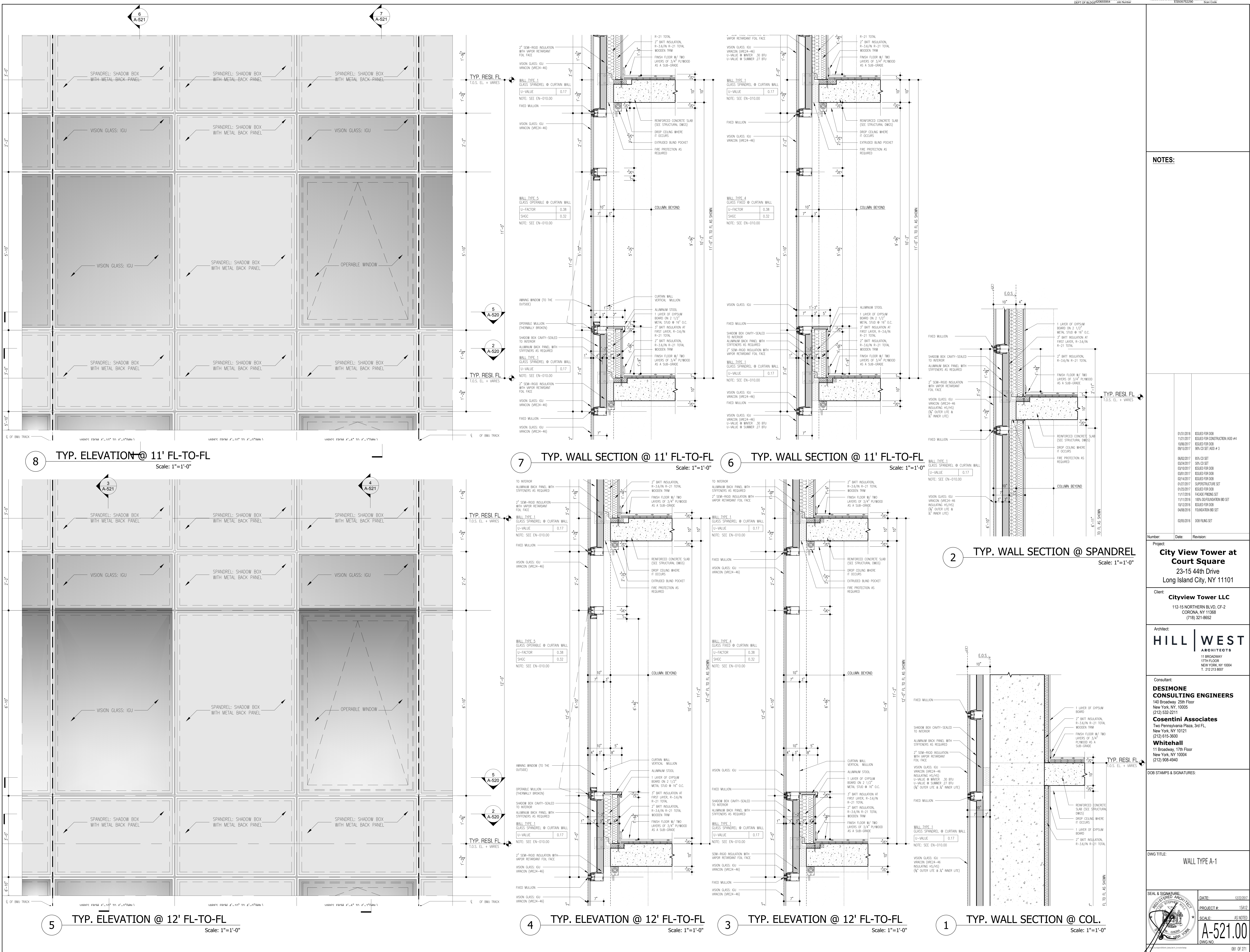
Architect:
HILL | WEST
ARCHITECTS
11 BROADWAY
17TH FLOOR
NEW YORK, NY 10004
T. 212 213 8007


Consultant:
DESIMONE CONSULTING ENGINEERS
140 Broadway 25th Floor
New York, NY 10005
(212) 532-2211
Cosentini Associates
Two Pennsylvania Plaza, 3rd Fl.
New York, NY 10121
(212) 615-3600
Whitehall
11 Broadway, 17th Floor
New York, NY 10004
(212) 908-4940

DOB STAMPS & SIGNATURES:

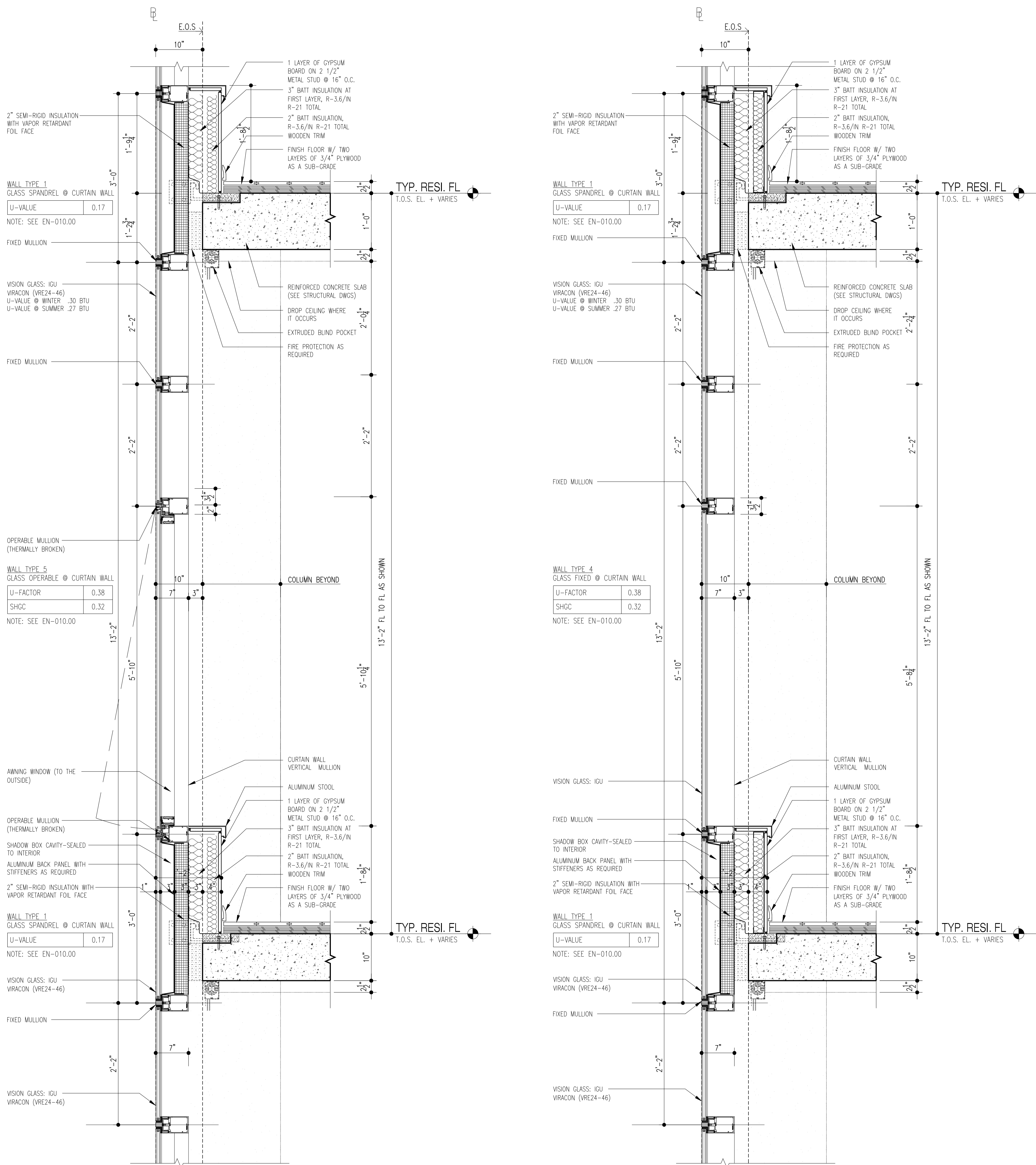
DWG TITLE:
WALL TYPE A-1
TYPICAL 9'-10" FL-TO-FL

SEAL & SIGNATURE:
REGISTERED ARCHITECT
DATE: 12/22/2017
PROJECT # 15612
SCALE: AS NOTED
A-520.00
DWG NO. 080 OF 271





3 TYP. ELEVATION @ 13'-2" FL-TO-FL
Scale: 1"=1'-0"



2 TYP. WALL SECTION @ 13'-2" FL-TO-FL
Scale: 1"=1'-0"

1 TYP. WALL SECTION @ 13'-2" FL-TO-FL
Scale: 1"=1'-0"

NOTES:

01/01/2018	ISSUED FOR DOB
11/21/2017	ISSUED FOR CONSTRUCTION A/D #4
10/06/2017	ISSUED FOR DOB
09/15/2017	90% CD SET AND #3
06/02/2017	65% CD SET
03/04/2017	50% CD SET
03/10/2017	ISSUED FOR DOB
03/01/2017	ISSUED FOR DOB
02/14/2017	ISSUED FOR DOB
01/07/2017	SUPPLEMENTAL SET
01/05/2017	ISSUED FOR DOB
11/17/2016	FAÇADE FINISH SET
11/01/2016	100% FUNDATION HD SET
10/12/2016	ISSUED FOR DOB
04/08/2016	FOUNDATION HD SET
02/05/2016	DOB FILING SET

Number:	Date:	Revision:
---------	-------	-----------

Project:
City View Tower at Court Square
23-15 44th Drive
Long Island City, NY 11101


Client:
Cityview Tower LLC
112-15 NORTHERN BLVD, CF-2
CORONA, NY 11368
(718) 321-8652

Architect:
HILL | WEST
ARCHITECTS
11 BROADWAY
17TH FLOOR
NEW YORK, NY 10004
T. 212 213 8007

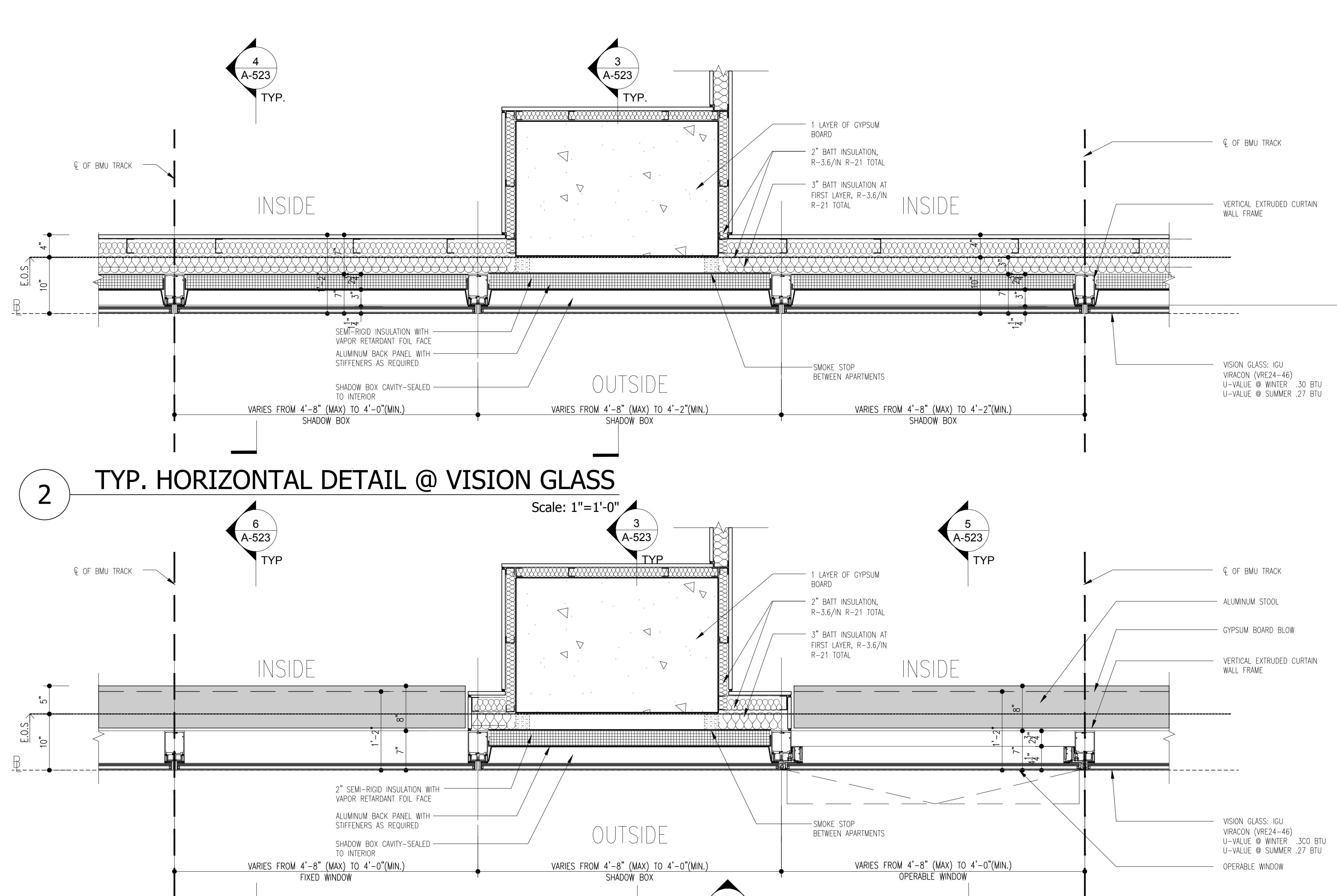
Consultant:
DESIMONE CONSULTING ENGINEERS
140 Broadway 25th Floor
New York, NY, 10005
(212) 532-2211
Cosentini Associates
Two Pennsylvania Plaza, 3rd FL,
New York, NY 10121
(212) 615-3600
Whitehall
11 Broadway, 17th Floor
New York, NY 10004
(212) 908-4940

DOB STAMPS & SIGNATURES:

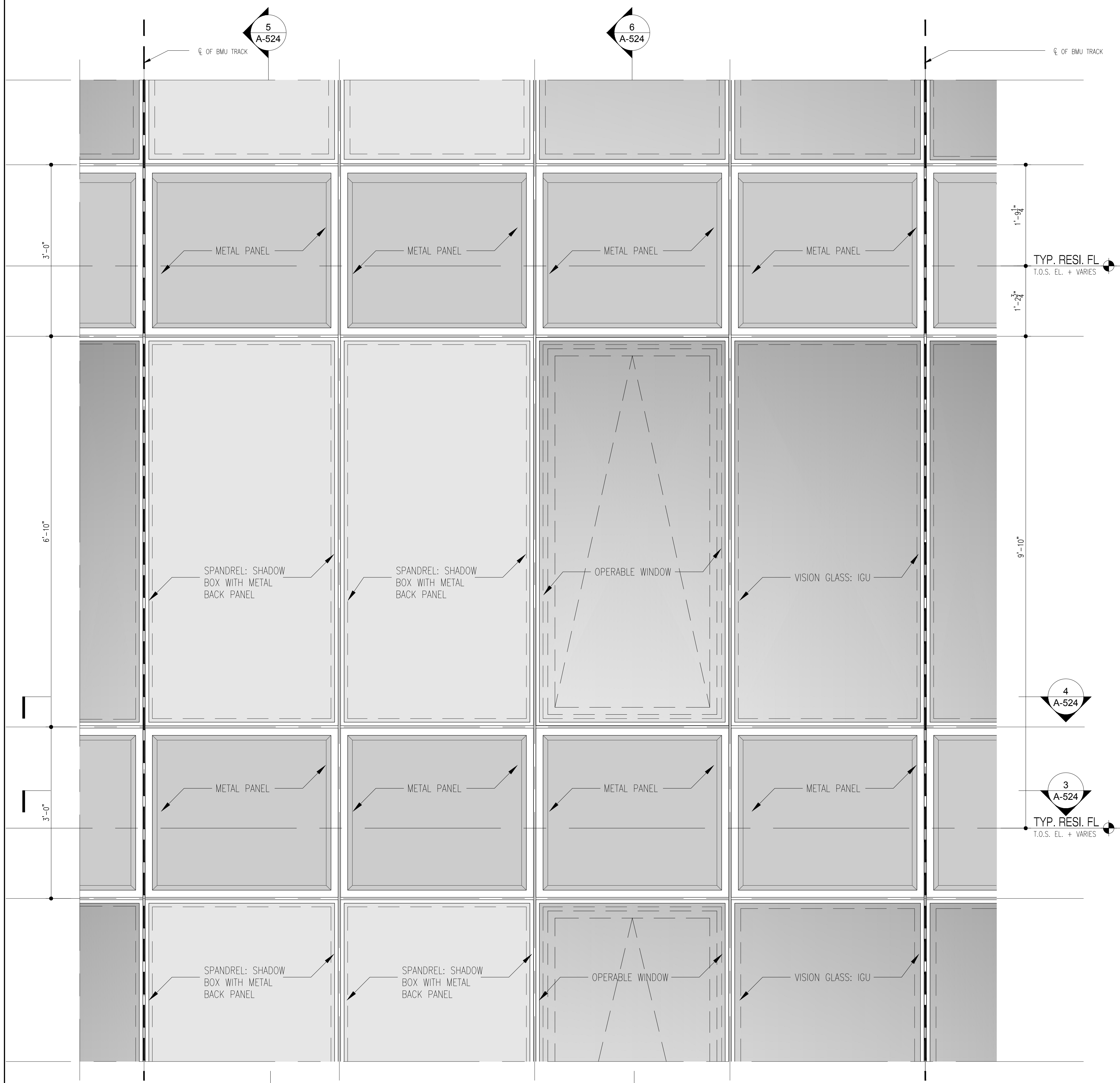
DWG TITLE:
WALL TYPE A-1



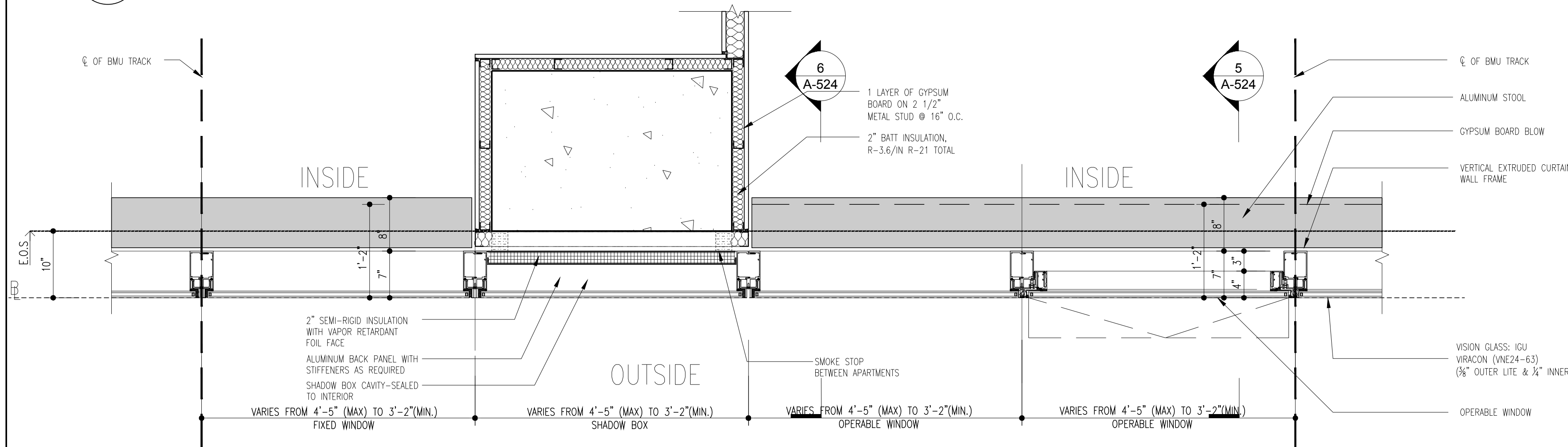
5 TYP. WALL SECTION @ OPERABLE WINDOW



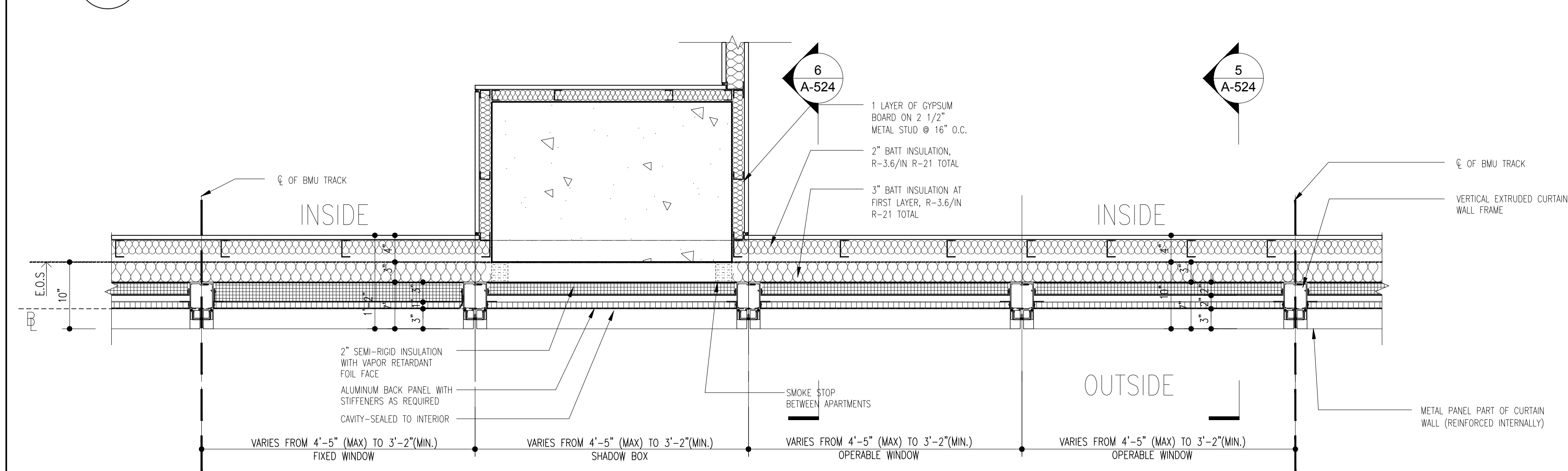
1 TYP. HORIZONTAL DETAIL @ SPANDREL COND. Scale: 1"=1'-0"



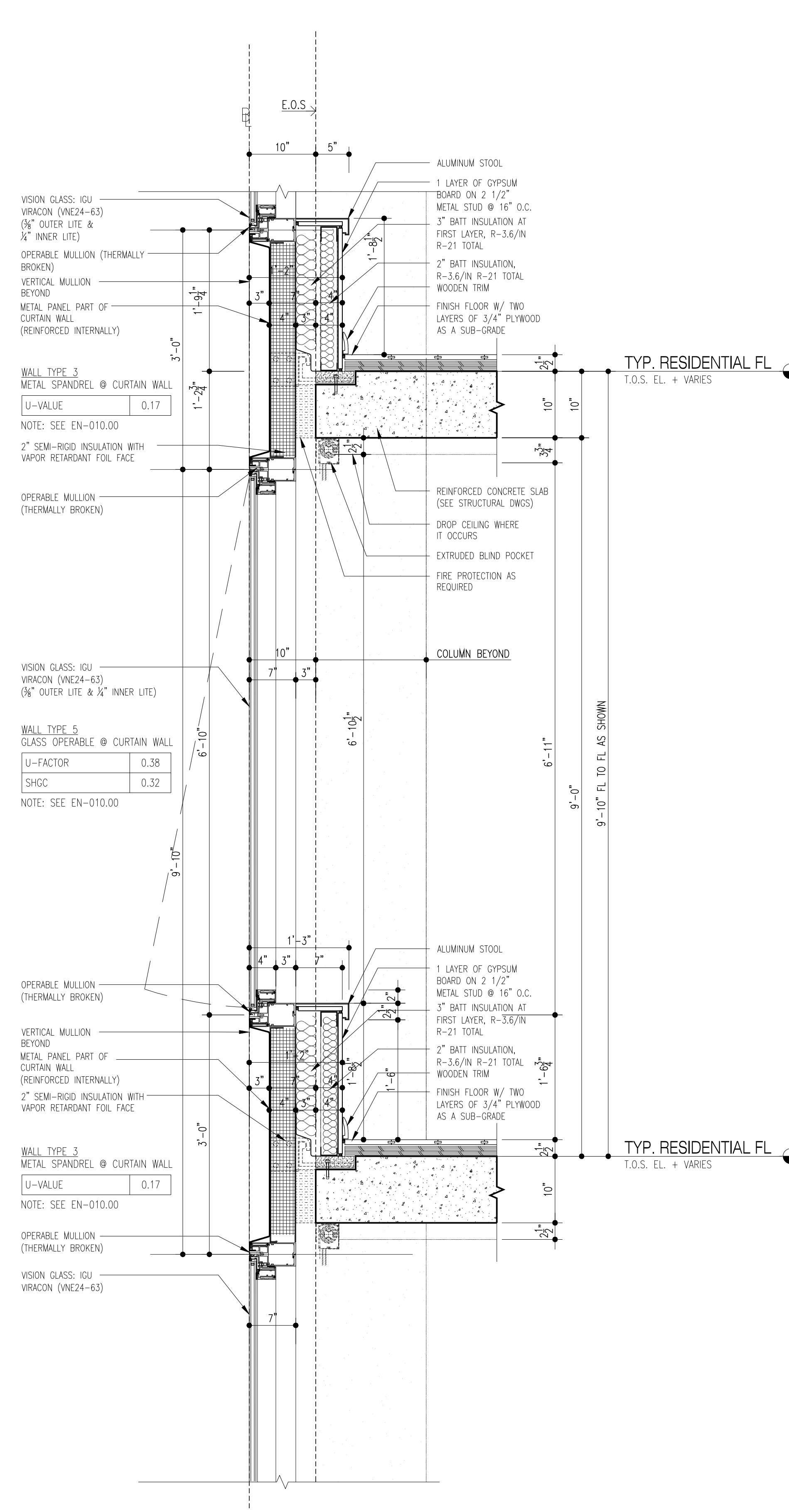
7 TYP. ELEVATION DETAIL
Scale: 1"=1'-0"



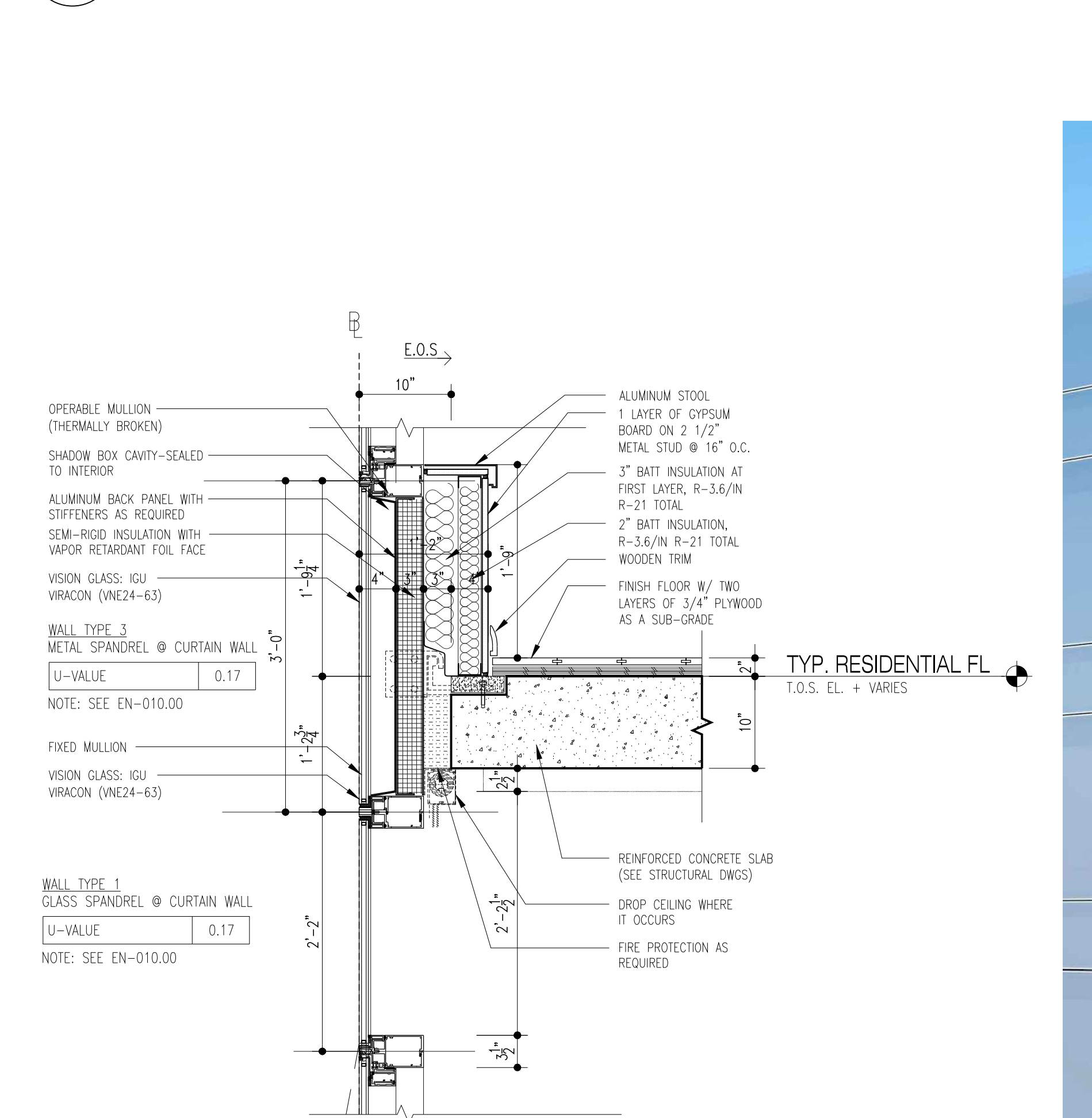
4 TYP. HORIZONTAL DETAIL
Scale: 1"=1'-0"



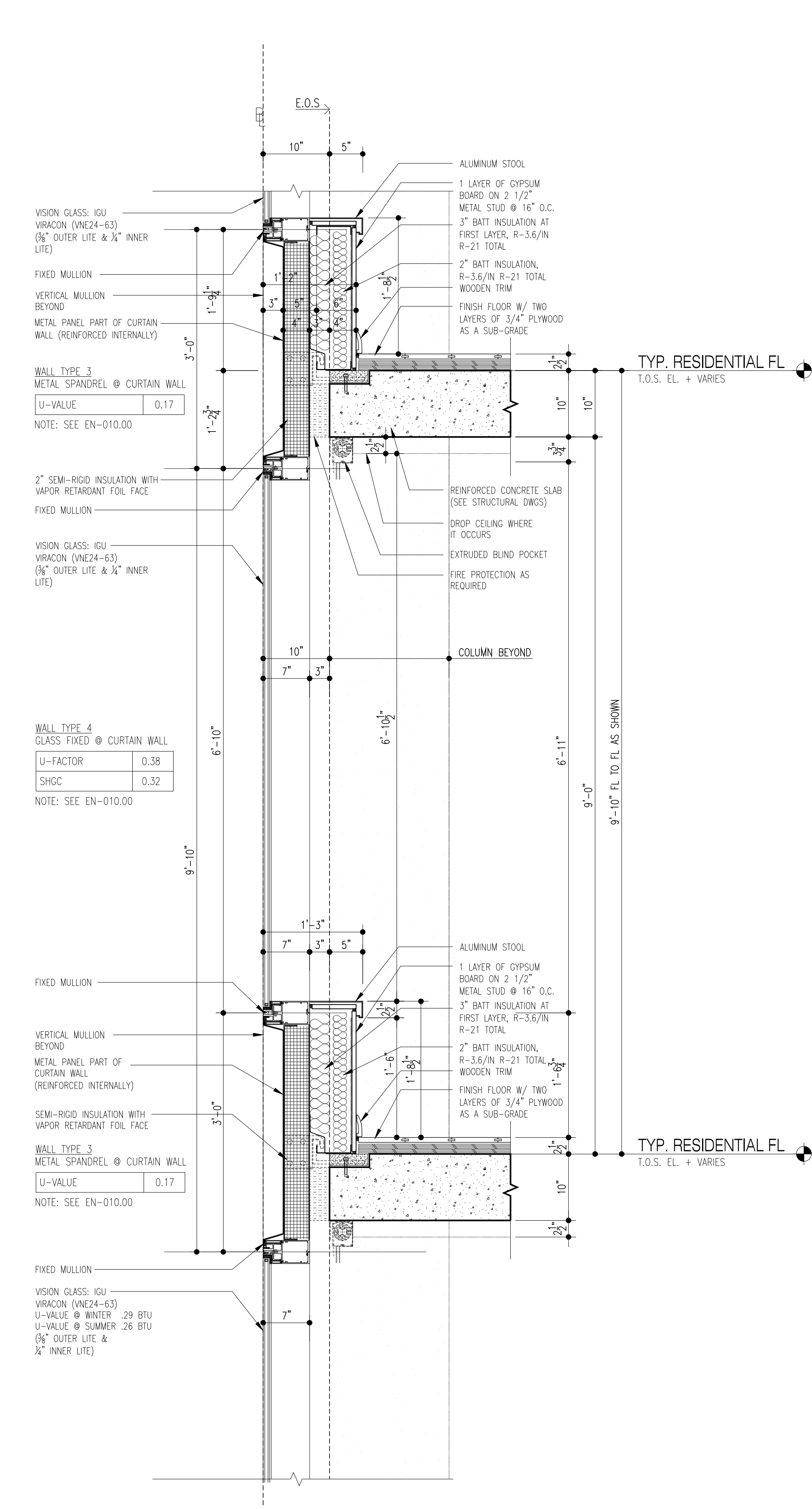
3 TYP. HORIZONTAL DETAIL
Scale: 1"=1'-0"




6 TYP. WALL SECTION @ METAL PANEL
Scale: 1"=1'-0"



2 SHADOW BOX @ SPANDREL (FL 21,22,51,52,67)
Scale: 1"=1'-0"



5 TYP. WALL SECTION @ METAL PANEL
Scale: 1"=1'-0"



1 TYP. WALL TYPE AXONOMETRIC
Scale: NTS

NOTES:

01/01/2018	ISSUED FOR DOB
11/21/2017	ISSUED FOR CONSTRUCTION AND #4
10/06/2017	ISSUED FOR DOB
09/15/2017	90% CD SET AND #3
06/02/2017	65% CD SET
03/04/2017	50% CD SET
03/10/2017	ISSUED FOR DOB
03/01/2017	ISSUED FOR DOB
02/14/2017	ISSUED FOR DOB
01/07/2017	SUPERSTRUCTURE SET
01/05/2017	ISSUED FOR DOB
11/17/2016	FAÇADE FINISHING SET
11/01/2016	100% INFORMATION HD SET
10/22/2016	ISSUED FOR DOB
04/08/2016	FOUNDATION HD SET
02/05/2016	DOB FILING SET

Number: Date: Revision:

Project:
City View Tower at Court Square
23-15 44th Drive
Long Island City, NY 11101

Client:
Cityview Tower LLC
112-15 NORTHERN BLVD, CF-2
CORONA, NY 11368
(718) 321-8652

Architect:
HILL | WEST
ARCHITECTS
11 BROADWAY
17TH FLOOR
NEW YORK, NY 10004
T. 212 213 8007


Consultant:
DESIMONE CONSULTING ENGINEERS
140 Broadway 25th Floor
New York, NY 10005
(212) 532-2211
Cosentini Associates
Two Pennsylvania Plaza, 3rd Fl.
New York, NY 10121
(212) 615-3600
Whitehall
11 Broadway, 17th Floor
New York, NY 10004
(212) 908-4940

DOB STAMPS & SIGNATURES:

DWG TITLE:

TYP. WALL TYPE B

SEAL & SIGNATURE:
REGISTERED ARCHITECT
PROJECT #
DATE: 12/22/2017
PROJECT #
SCALE: AS NOTED
A-524.00
DWG NO.
084 OF 271



DATE: 12/20

PROJECT #: 15


SCALE: AS NOTED

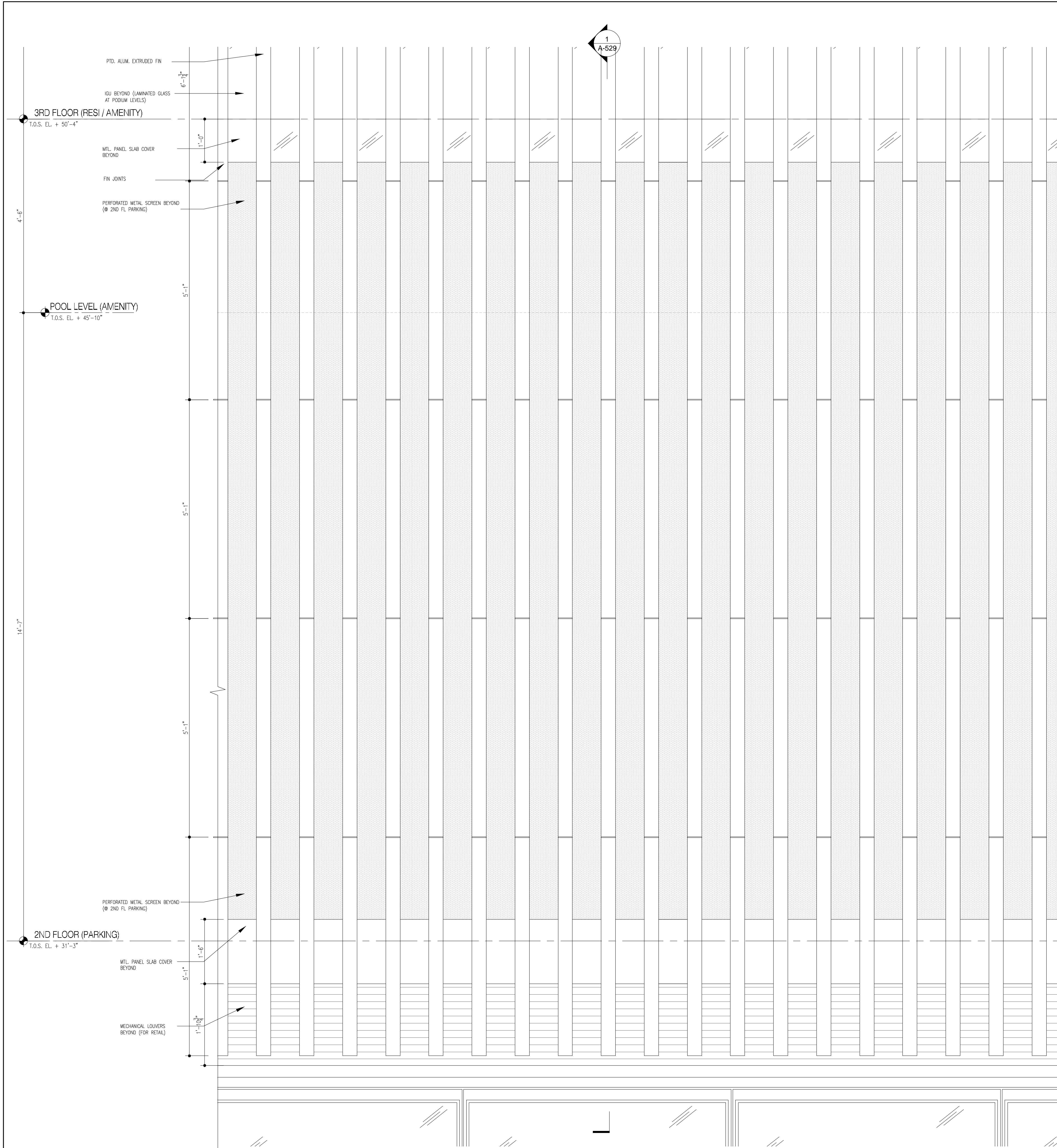
A-527.0

DWG NO.

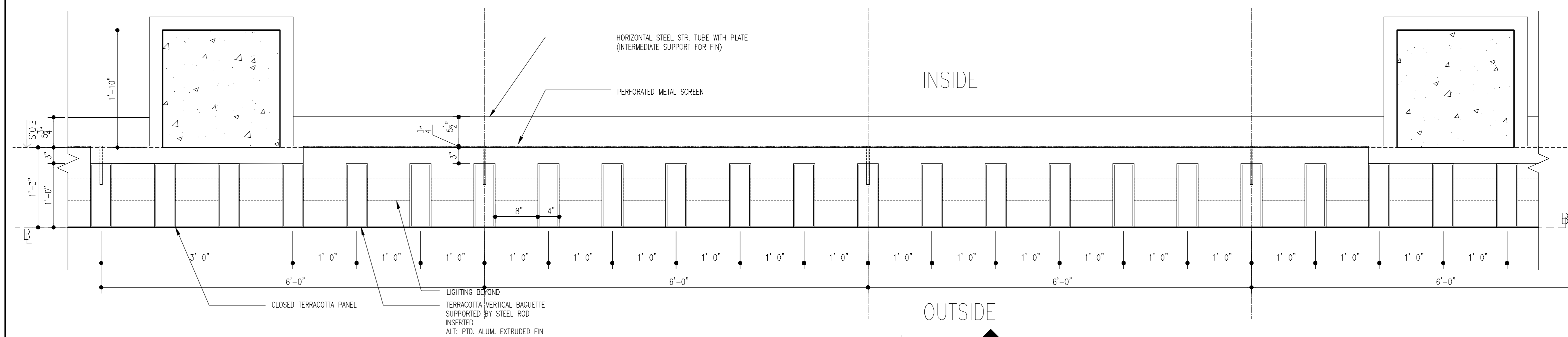
085 OF



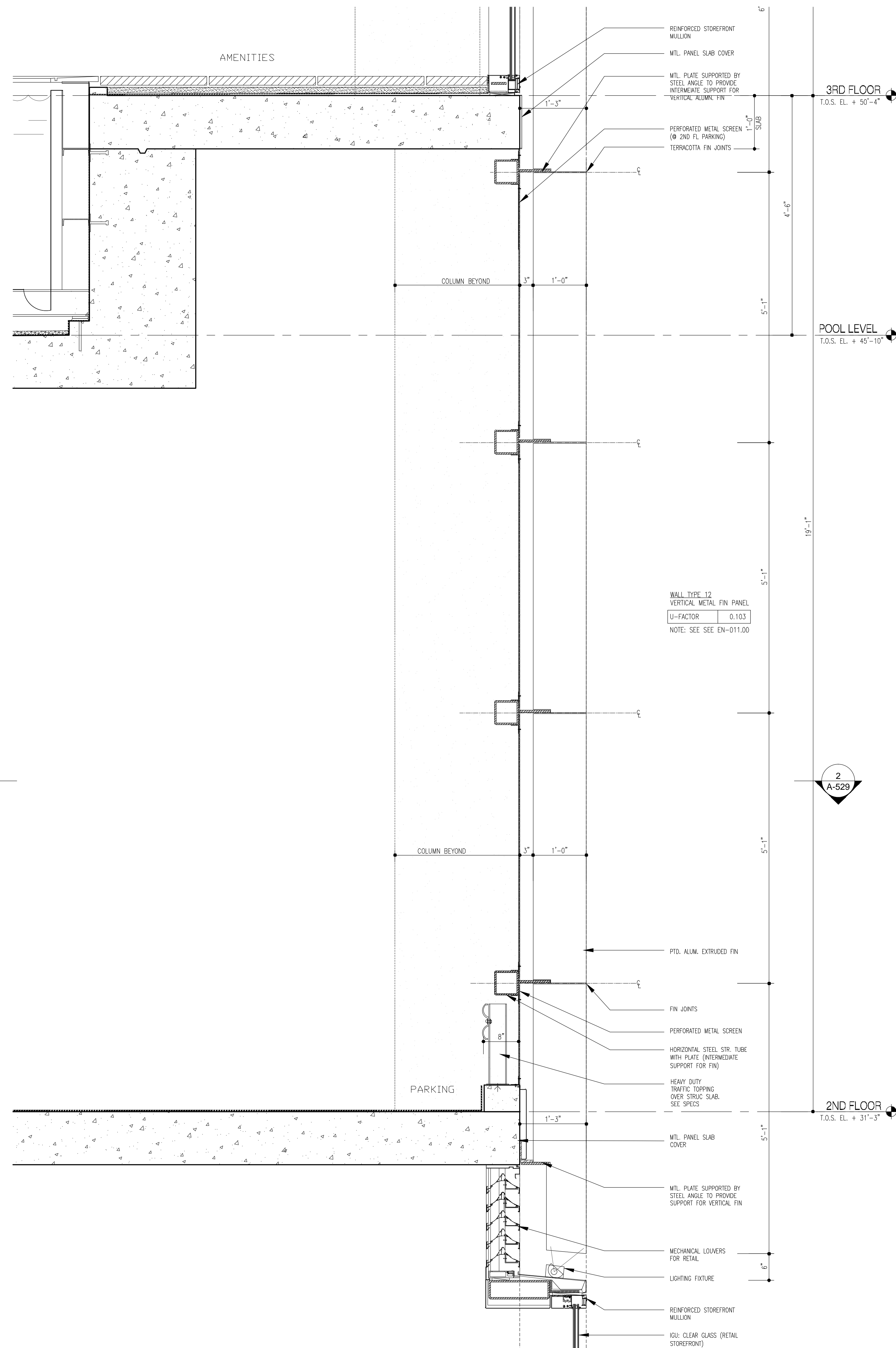
& SIGNATURE: REGISTERED ARCHITECT GEO STEPHEN HILL 	DATE: 11/1/01
	PROJECT #: 100-00000000
	SCALE: AS SHOWN
	A-528.0 DWG NO.



3 PARTIAL WEST BASE ELEVATION
Scale: 1"=1'-0"



2 PARTIAL 2ND FLOOR PLAN
Scale: 1"=1'-0"



1 WALL SECTION AT 2ND FLOOR PARKING
Scale: 1"=1'-0"

NOTES:

01/01/2018	ISSUED FOR DOB
11/01/2017	ISSUED FOR CONSTRUCTION ADD #4
10/05/2017	ISSUED FOR (A/S)
09/15/2017	90% CD SET AND #3
06/05/2017	90% CD SET
03/04/2017	90% CD SET
02/19/2017	ISSUED FOR DOB
03/01/2017	ISSUED FOR DOB
02/14/2017	ISSUED FOR DOB
01/27/2017	SUPERSUBSTRUCTURE SET
01/25/2017	ISSUED FOR DOB
11/17/2016	FACE PRICING SET
10/19/2016	100% CD FOUNDATION AND SET
10/19/2016	ISSUED FOR DOB
04/09/2016	FOUNDATION BID SET
02/05/2016	DOB PLING SET

Number: Date: Revision:

Project:
City View Tower at
Court Square
23-15 44th Drive
Long Island City, NY 11101

Client:
Cityview Tower LLC
112-15 NORTHERN BLVD, CF-2
CORONA, NY 11368
(718) 321-8652

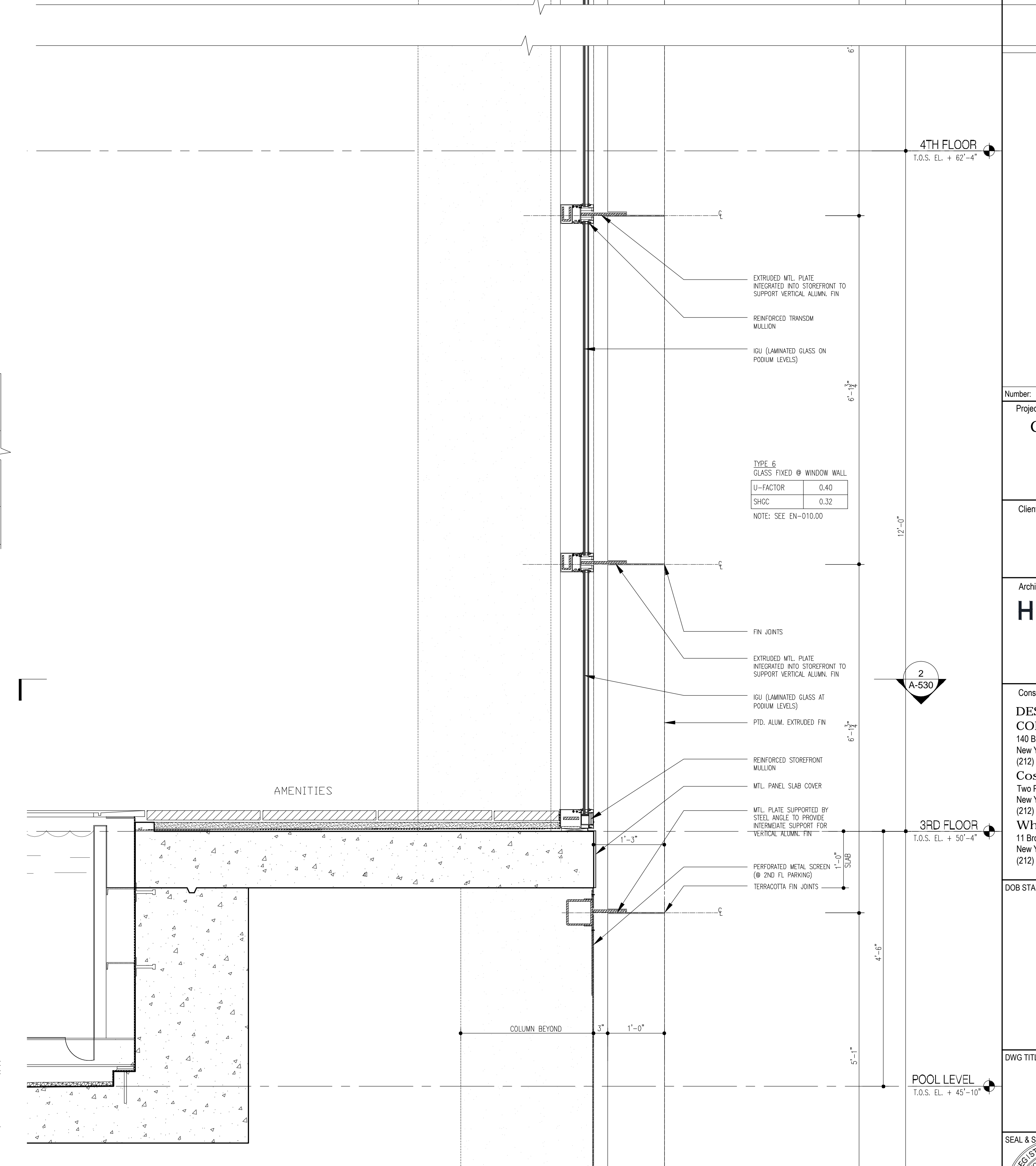
Architect:
HILL | WEST
ARCHITECTS
11 BROADWAY
17TH FLOOR
NEW YORK, NY 10004
T. 212 213 8807

Consultant:
DESIMONE
CONSULTING ENGINEERS
140 Broadway 25th Floor
New York, NY, 10005
(212) 532-2211
Cosentini Associates
Two Pennsylvania Plaza, 3rd FL,
New York, NY 10121
(212) 615-3600
Whitehall
11 Broadway, 17th Floor
New York, NY 10004
(212) 908-4940

DOB STAMPS & SIGNATURES:

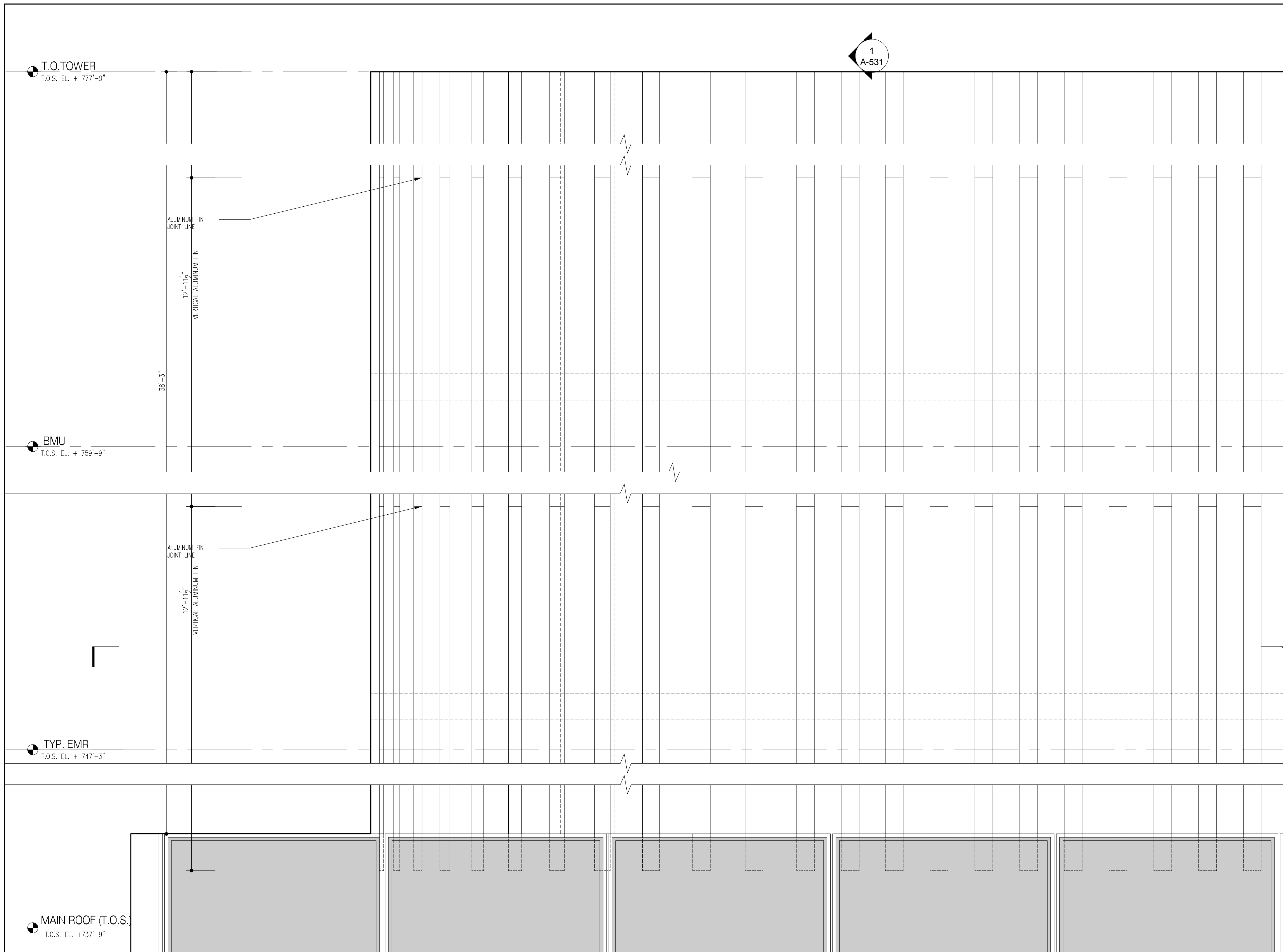
DWG TITLE:
WALL TYPE E

SEAL & SIGNATURE:
REGISTERED ARCHITECT
DATE: 10/22/2017
PROJECT #: 15412
SCALE: AS NOTED
DWG NO. A-529.00
087 OF 211

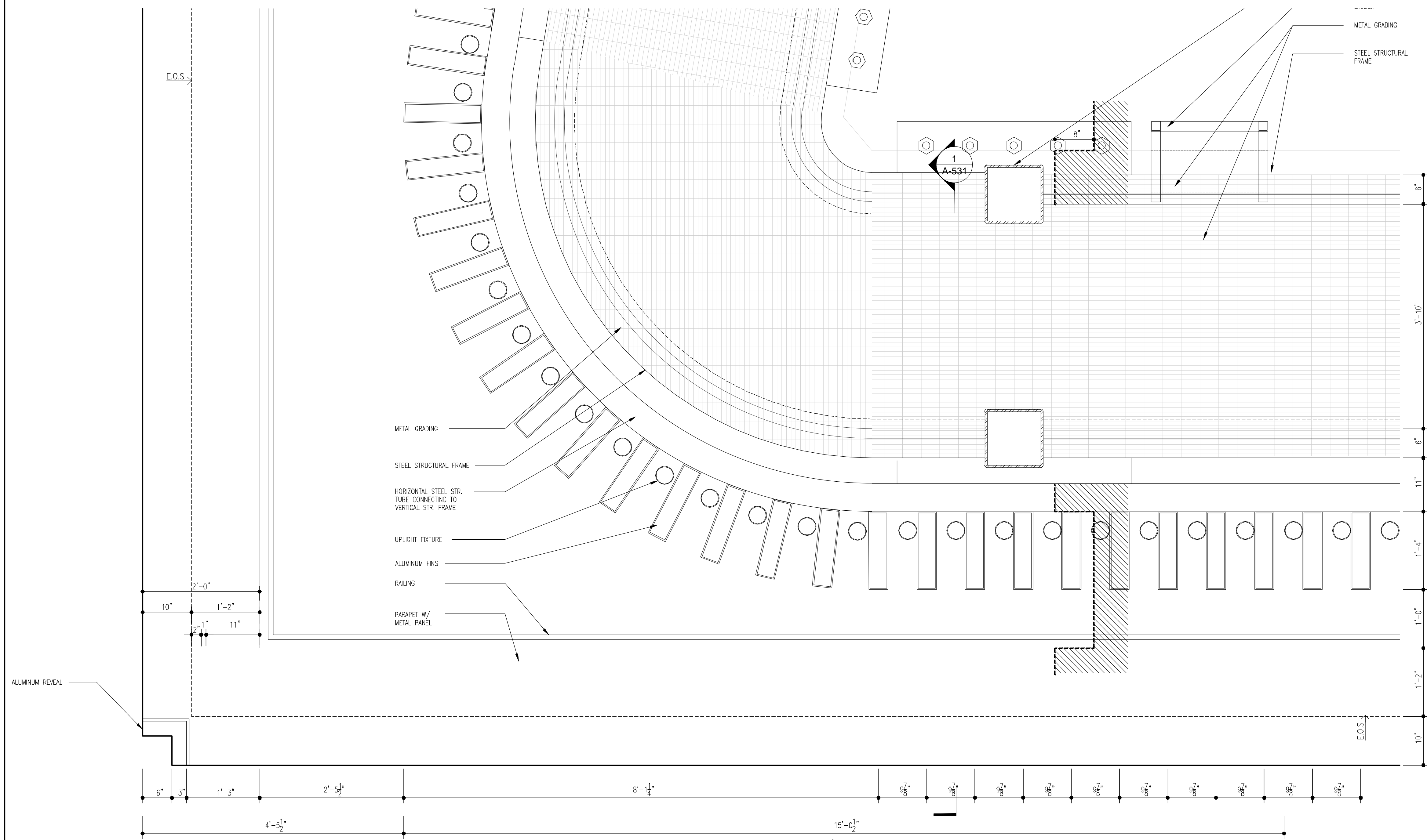


1 WALL SECTION AT AMENITY FLOOR
Scale: 1"=1'-0"

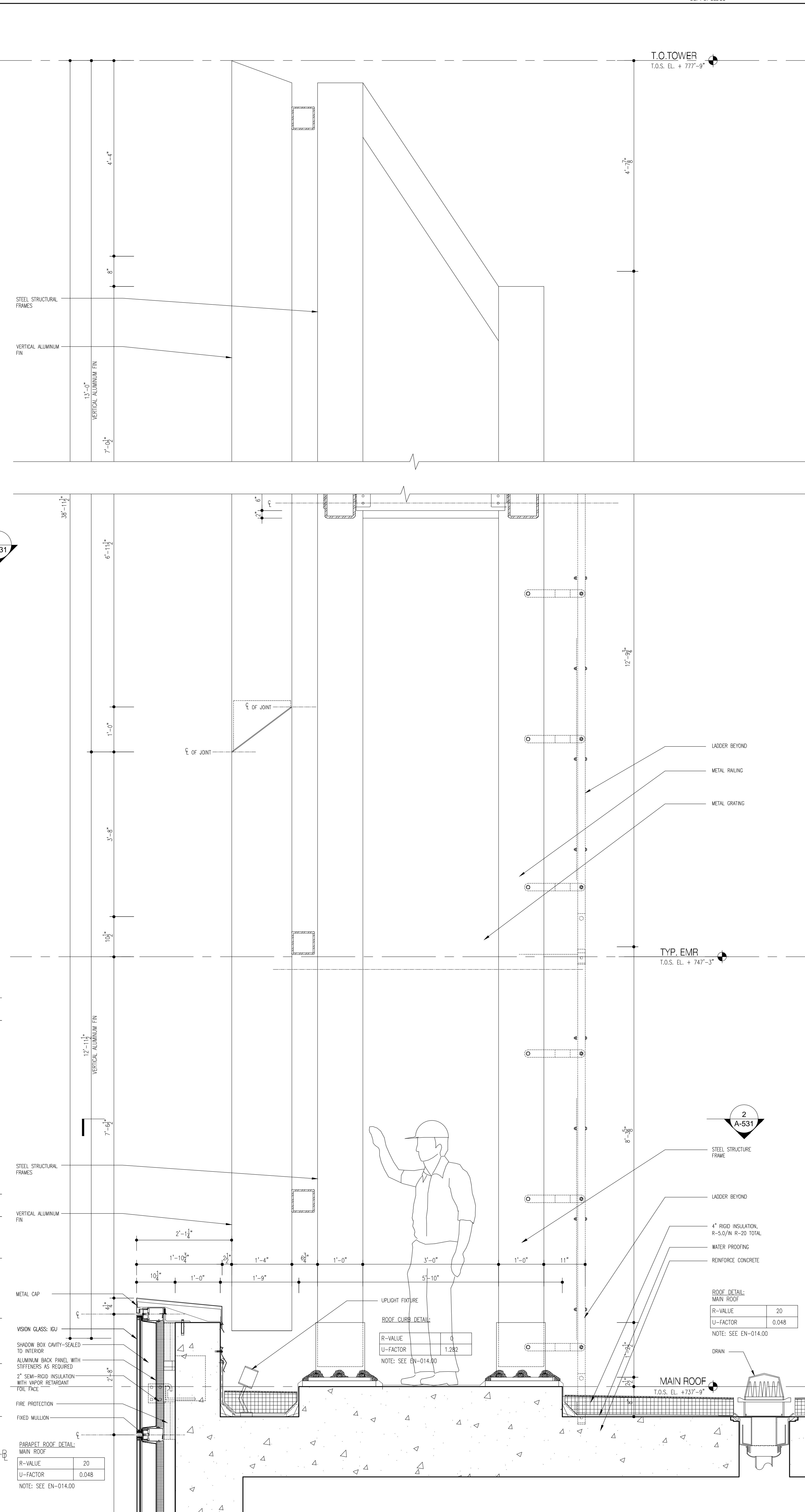
U.S. DISTRICT COURT
SOUTHERN DISTRICT OF NEW YORK
A-530.00



3 TYP. ELEVATION @ MECHANICAL FLOOR TYPICAL
Scale: 1"=1'-0"



2 PLAN @ MAIN ROOF FLOOR
Scale: 1"=1'-0"



1 WALL SECTION AT MAIN ROOF
Scale: 1"=1'-0"

NOTES:

01/01/2018	ISSUED FOR DOB
11/01/2017	ISSUED FOR CONSTRUCTION ADD #4
10/05/2017	ISSUED FOR DOB
08/15/2017	90% CD SET AND #3
06/02/2017	90% CD SET
03/04/2017	90% CD SET
03/04/2017	ISSUED FOR DOB
03/01/2017	ISSUED FOR DOB
02/14/2017	ISSUED FOR DOB
01/27/2017	SUPERSUBSTRUCTURE SET
01/22/2017	ISSUED FOR DOB
11/17/2016	FACE PROTECT SET
11/01/2016	100% CD FOUNDATION AND SET
10/12/2016	ISSUED FOR DOB
04/09/2016	FOUNDATION AND SET
02/05/2016	DOB PLING SET

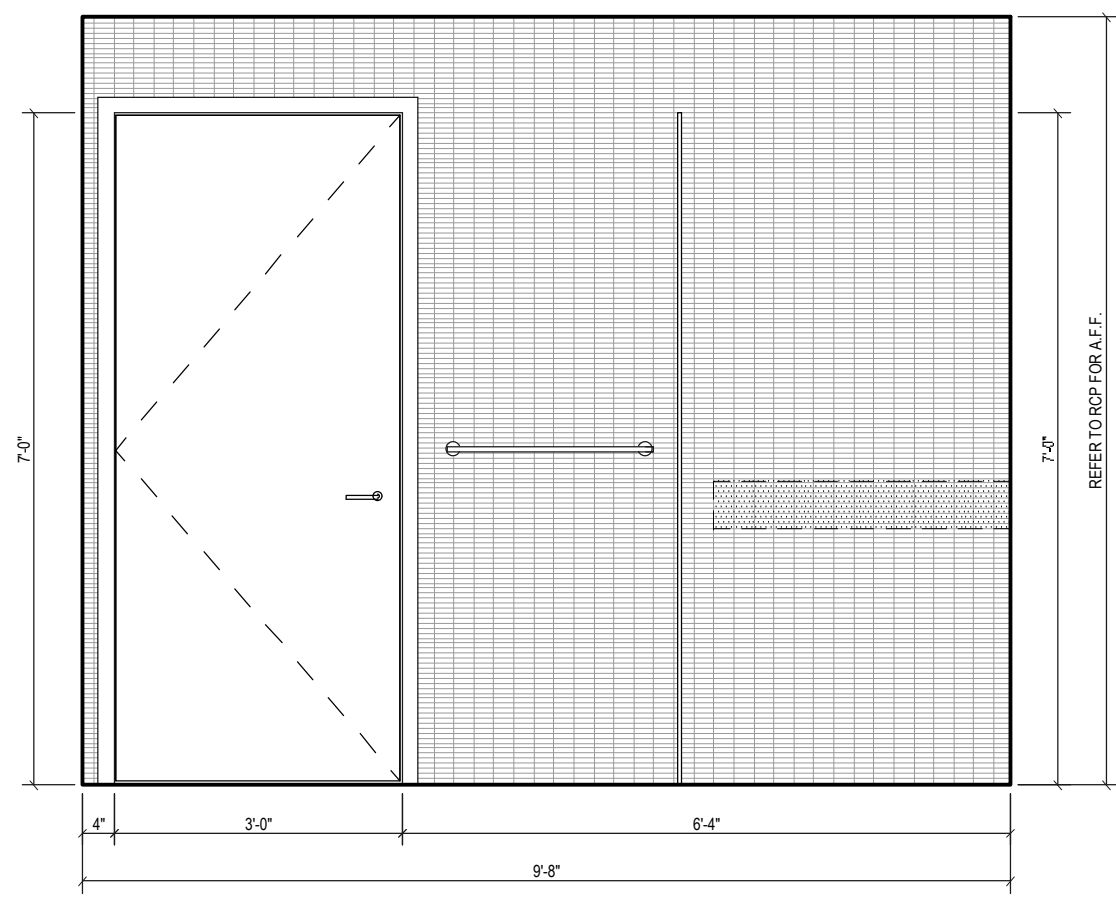
Number:	Date:	Revision:
Project:	City View Tower at Court Square	23-15 44th Drive Long Island City, NY 11101
Client:	Cityview Tower LLC	112-15 NORTHERN BLVD, CF-2 CORONA, NY 11368 (718) 321-8652
Architect:	HILL WEST ARCHITECTS	11 BROADWAY 17TH FLOOR NEW YORK, NY 10004 T. 212 213 8807
Consultant:	DESIMONE CONSULTING ENGINEERS	140 Broadway 25th Floor New York, NY, 10005 (212) 532-2211
	Cosentini Associates	Two Pennsylvania Plaza, 3rd FL. New York, NY 10121 (212) 615-3600
	Whitehall	11 Broadway, 17th Floor New York, NY 10004 (212) 908-4940

DOB STAMPS & SIGNATURES:

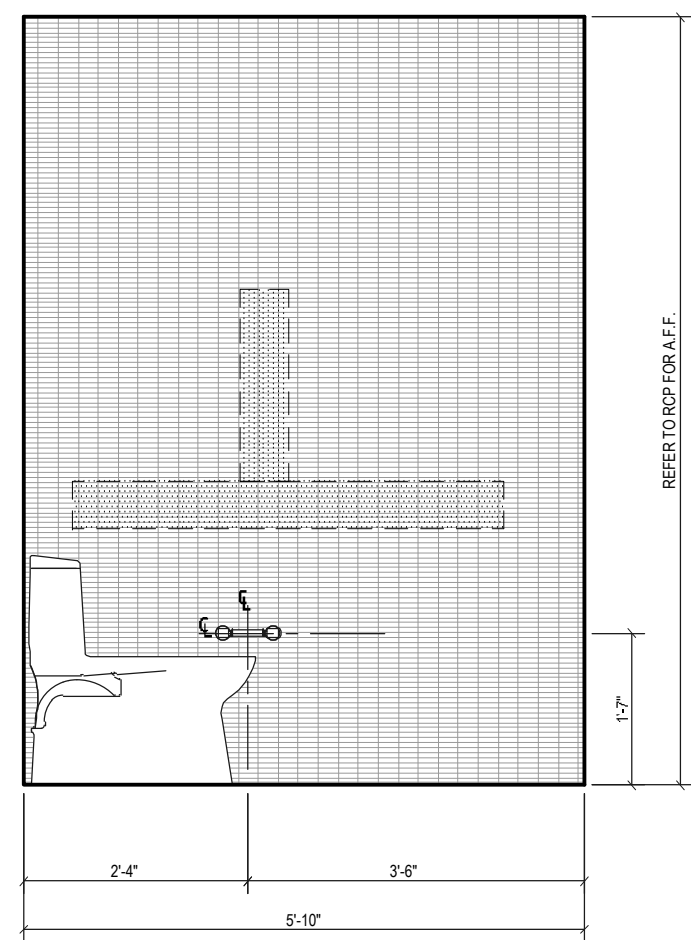
ROOF DETAIL: MAIN ROOF	R-VALUE	20
	U-FACTOR	0.048
NOTE: SEE EN-014.00		

DWG TITLE: WALL TYPE G

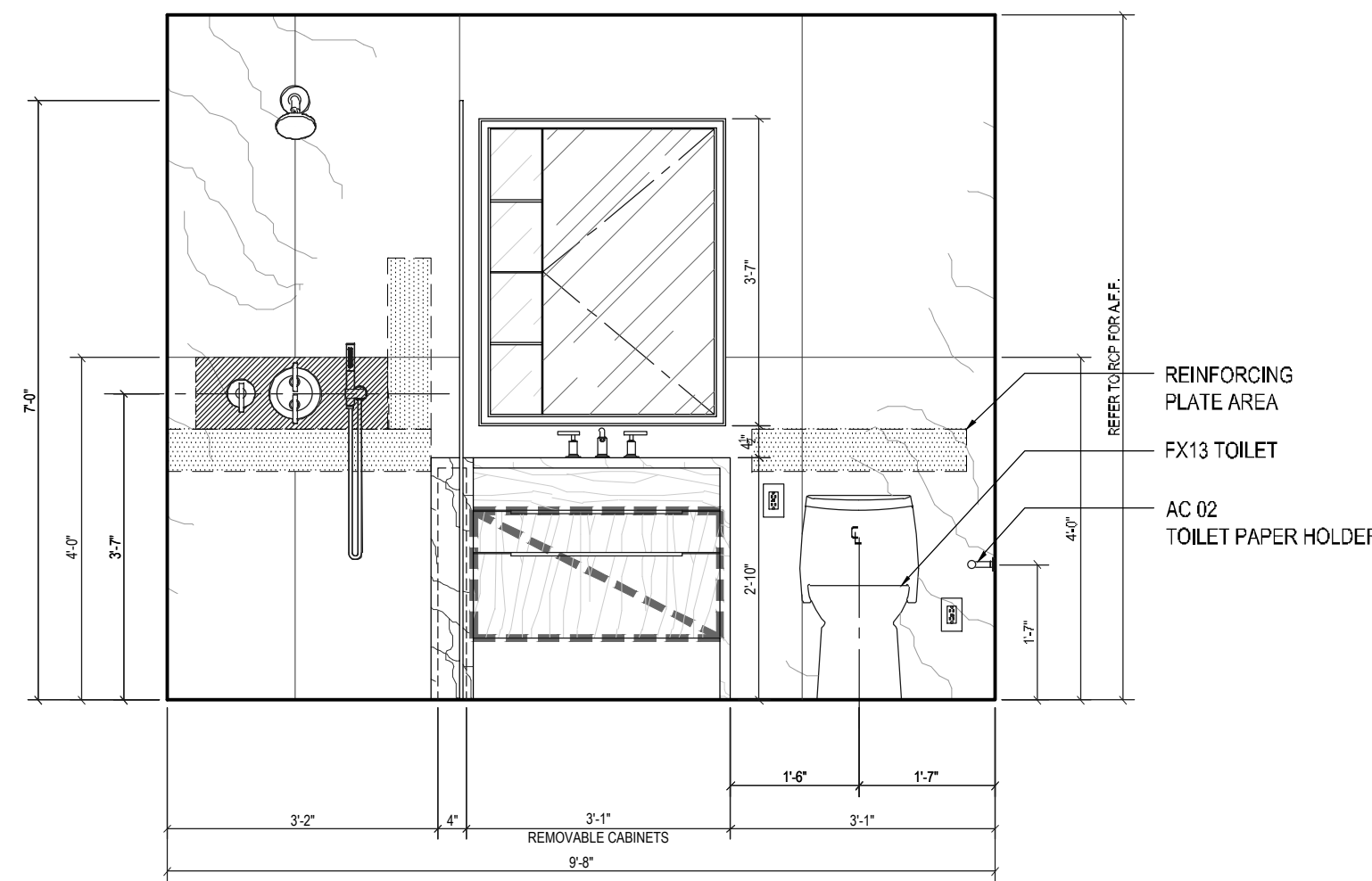
SEAL & SIGNATURE: REGISTERED ARCHITECT NEW YORK	DATE: 10/22/2017
PROJECT #:	15412
SCALE: AS NOTED	1/8"=1'-0"
DWG NO.	A-531.00
089 OF 271	



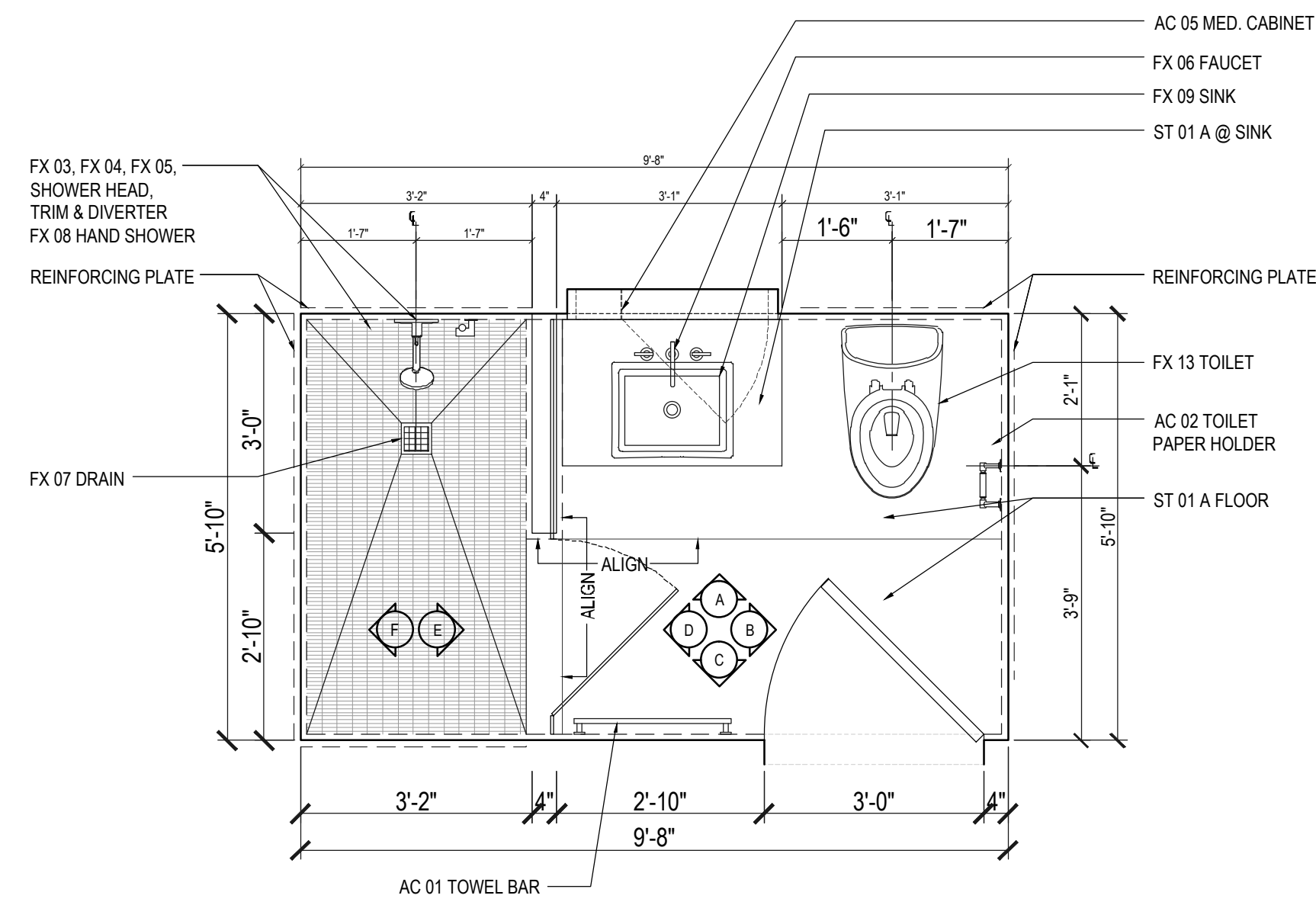
C ELEVATION C
Scale: 1/2"=1'




C ELEVATION C
Scale: 1/2"=1'



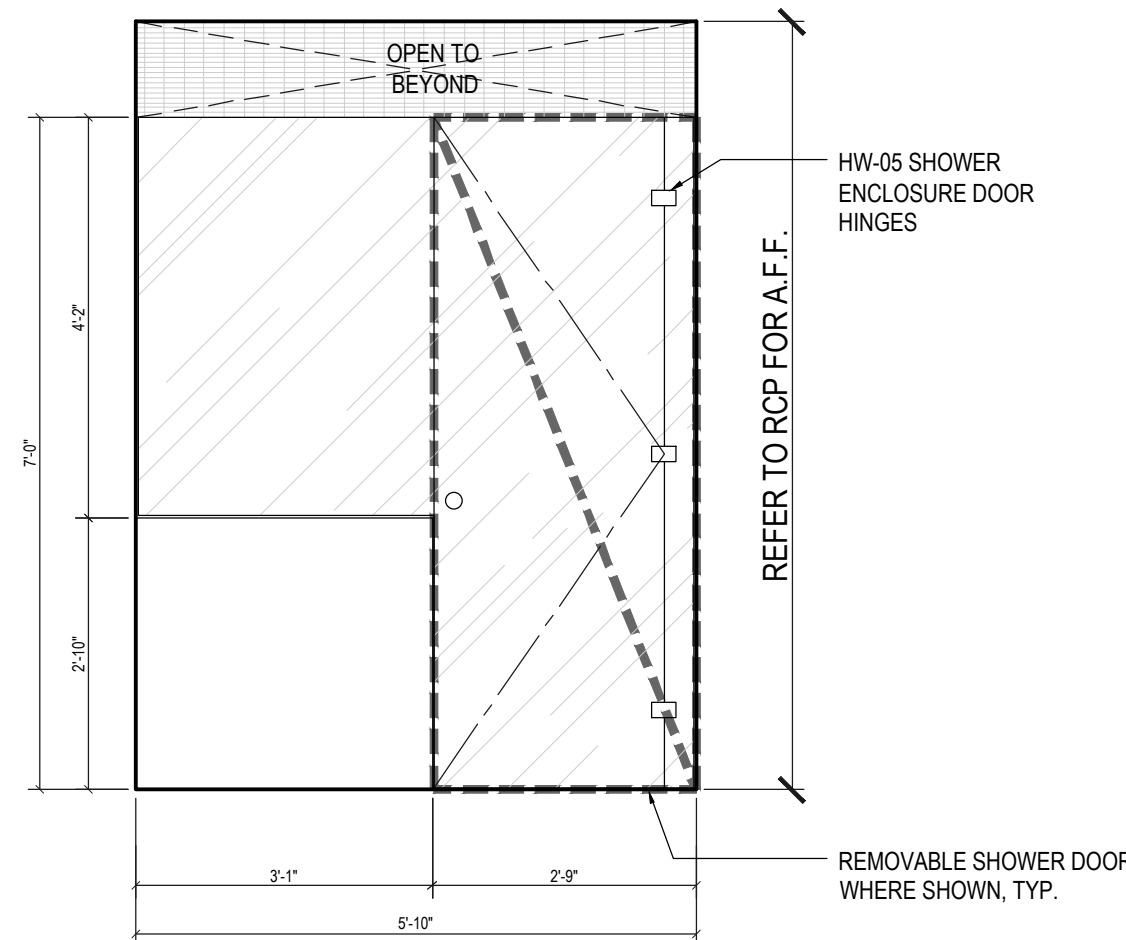
A ELEVATION A
Scale: 1/2"=1'



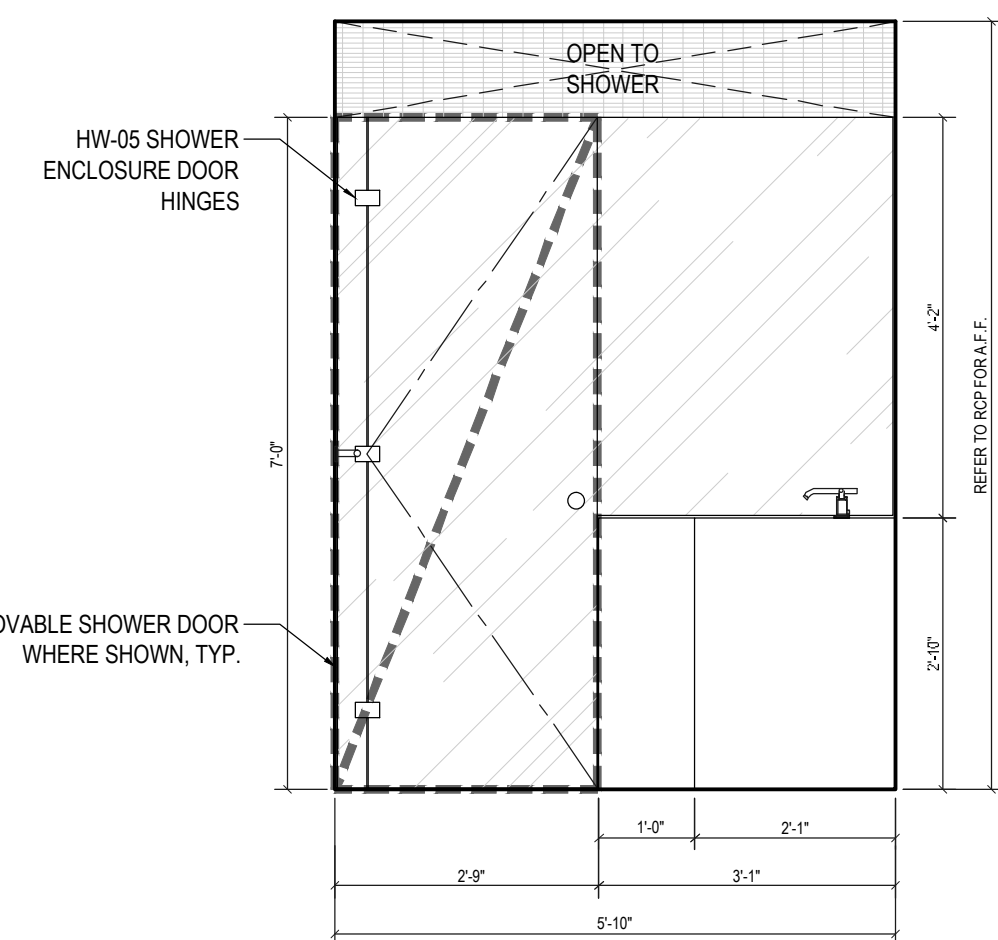
1 PLAN TOILET M001
Scale: 1/2"=1'



A ELEVATION A
Scale: 1/2"=1'

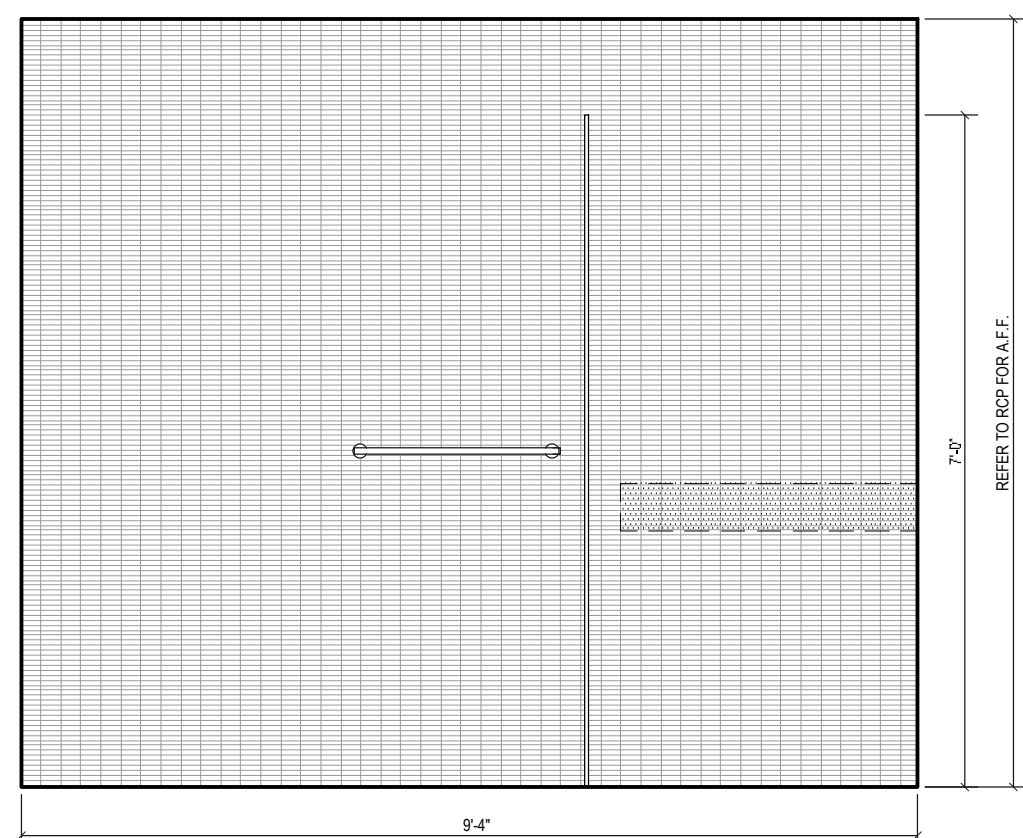


A ELEVATION A
Scale: 1/2"=1'

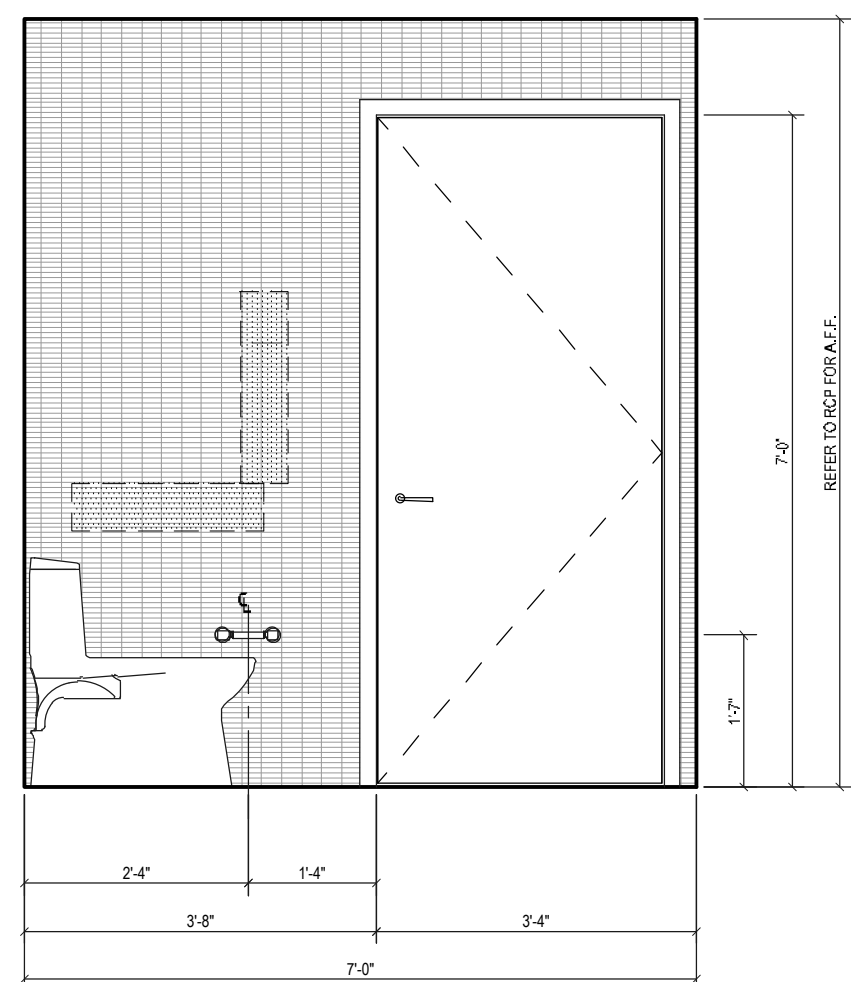


A ELEVATION A
Scale: 1/2"=1'

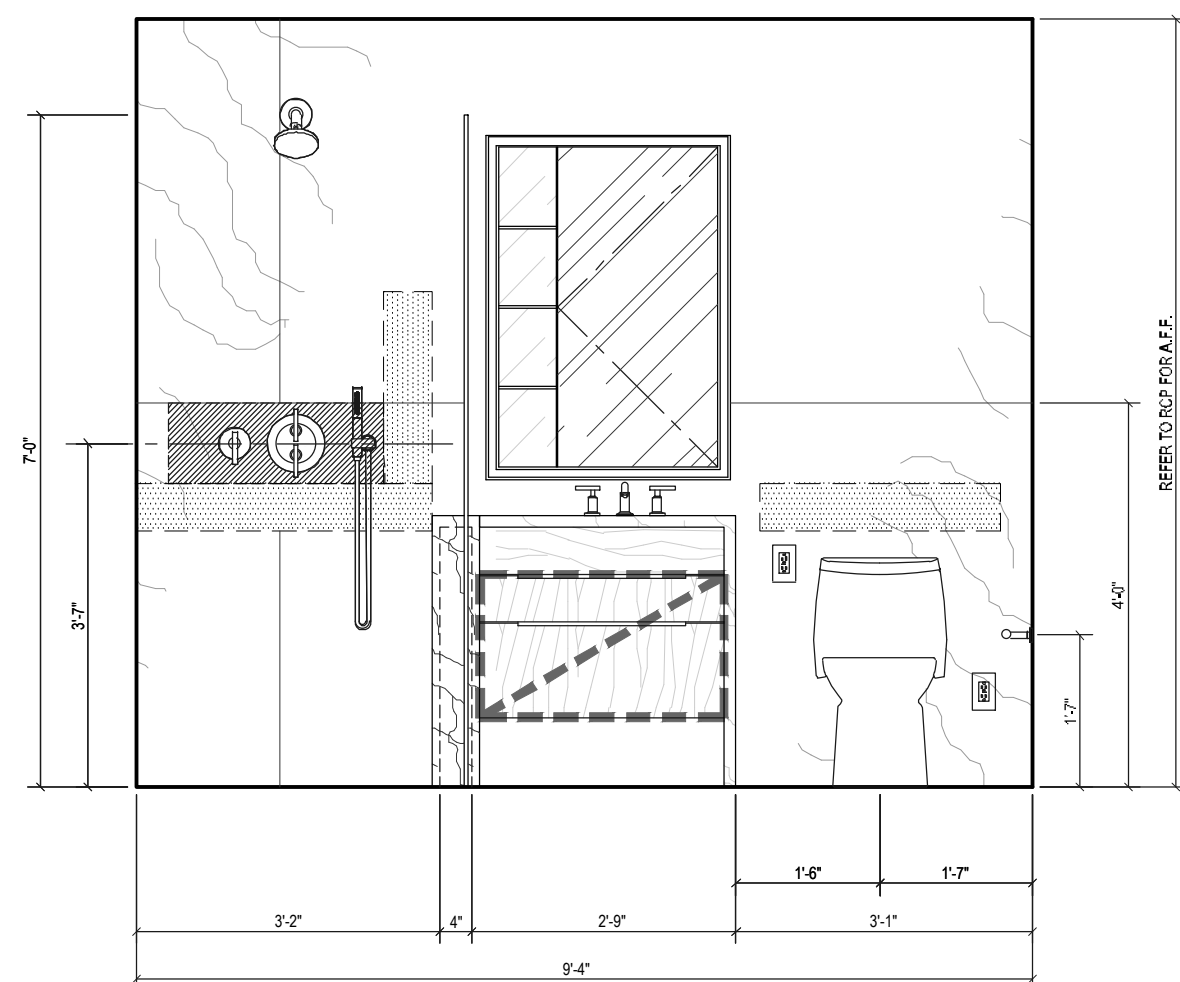
APPENDIX P BATHROOM			DIMENSIONS ARE TO FINISH GYPSUM BOARD, TYP.
FLOOR	APARTMENT(S)	REMARKS (CHECK PLANS FOR ORIENTATION)	PLAN
3RD	03, 08, 18	ID TYPE-MA (SEE ID DRAWINGS)	A-103
4TH	03, 08, 18	ID TYPE-MA (SEE ID DRAWINGS)	A-104
5TH	05, 06, 08, 11, 29, 32	ID TYPE-MA (SEE ID DRAWINGS)	A-105
6TH	05, 06, 08, 11, 29, 32	ID TYPE-MA (SEE ID DRAWINGS)	A-106
7TH	02	ID TYPE-MA (SEE ID DRAWINGS)	A-107
8TH-19TH	02, 03	ID TYPE-MA (SEE ID DRAWINGS)	A-108
20TH-35TH	02, 03	ID TYPE-MA (SEE ID DRAWINGS)	A-109
37TH	02, 10, 11	ID TYPE-MA (SEE ID DRAWINGS)	A-111
38TH-50TH	01, 02, 10, 11	ID TYPE-MA (SEE ID DRAWINGS)	A-112
51ST-61ST	01, 02, 10, 11	ID TYPE-MA (SEE ID DRAWINGS)	A-113
62ND	01, 02, 08, 10	ID TYPE-MA (SEE ID DRAWINGS)	A-114
63RD-66TH	01, 02, 05, 07, 08	ID TYPE-MA (SEE ID DRAWINGS)	A-115



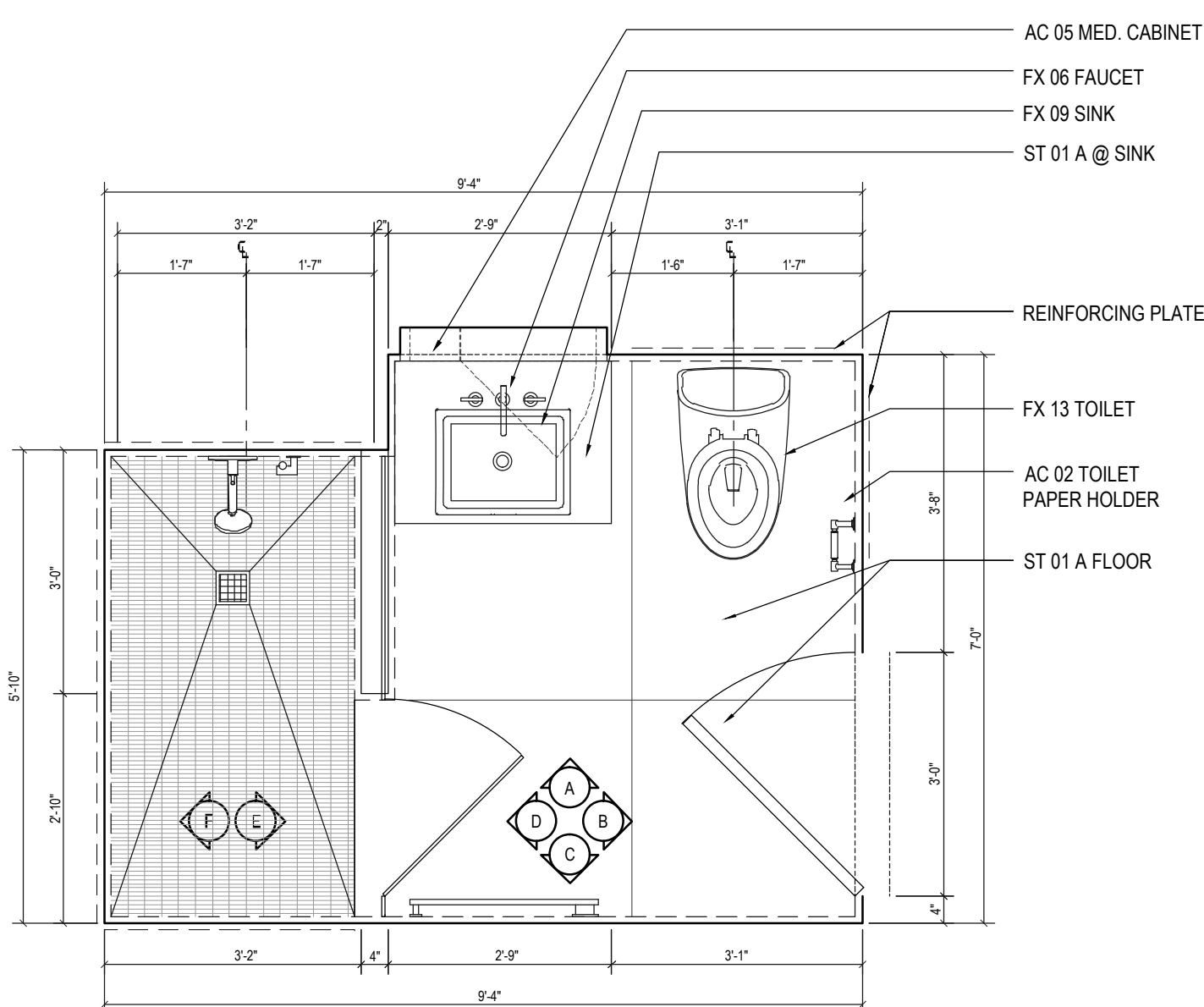
C ELEVATION C
Scale: 1/2"=1'




C ELEVATION C
Scale: 1/2"=1'



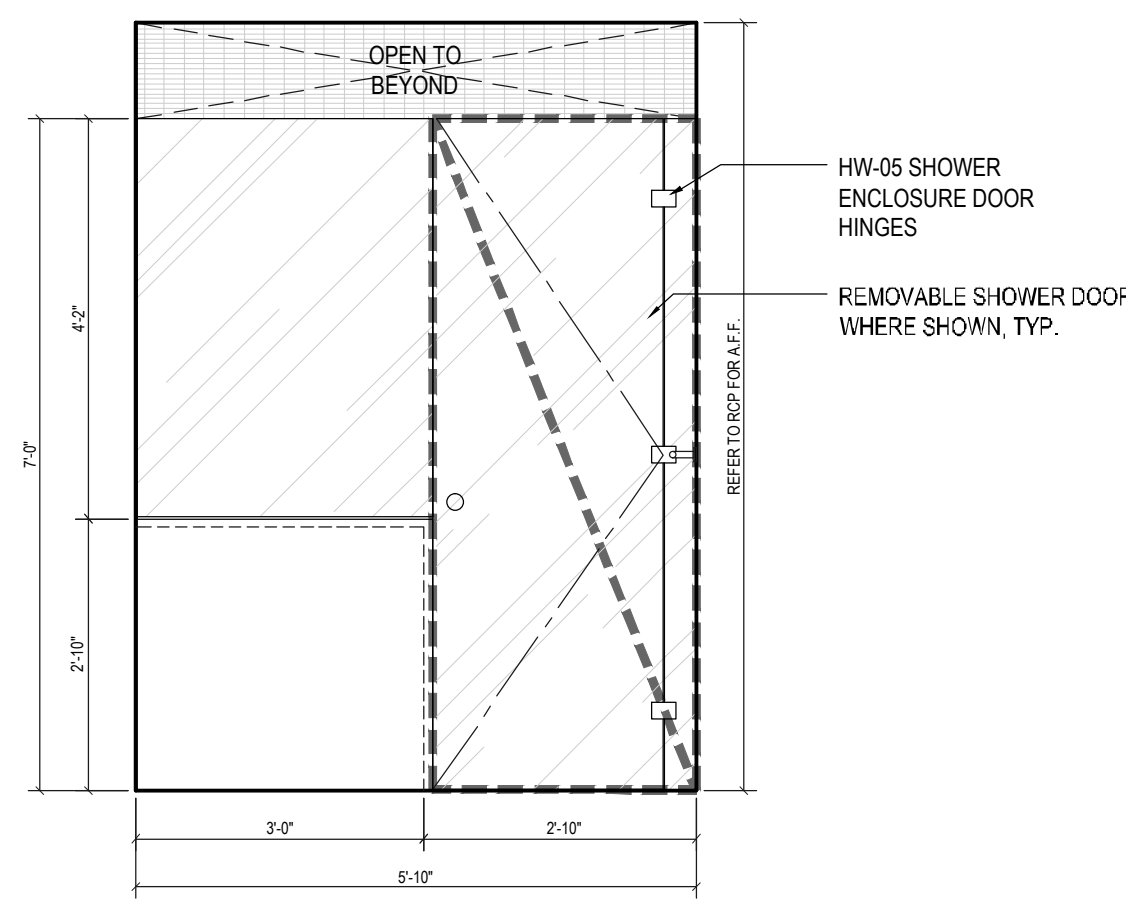
A ELEVATION A
Scale: 1/2"=1'



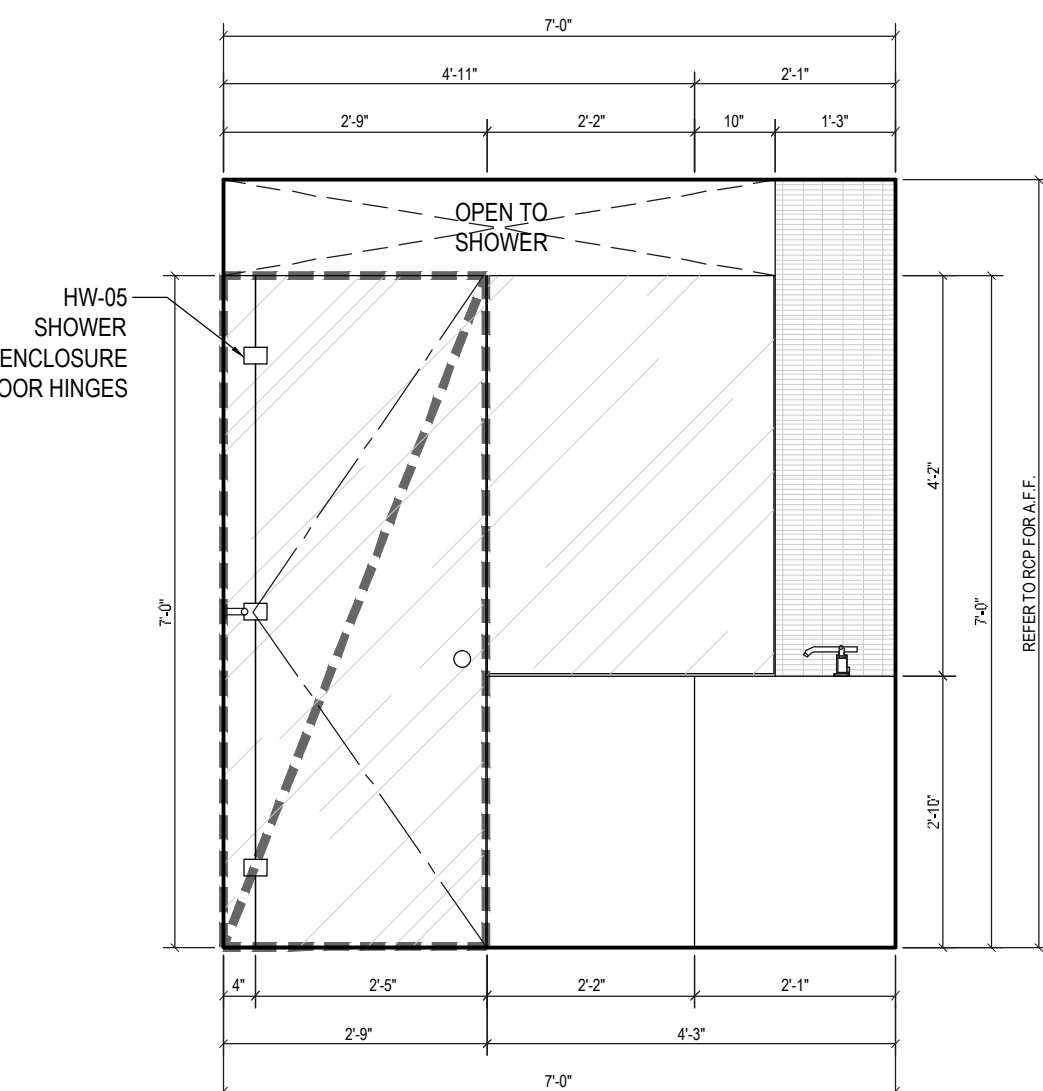
2 PLAN TOILET M002
Scale: 1/2"=1'



A ELEVATION A
Scale: 1/2"=1'

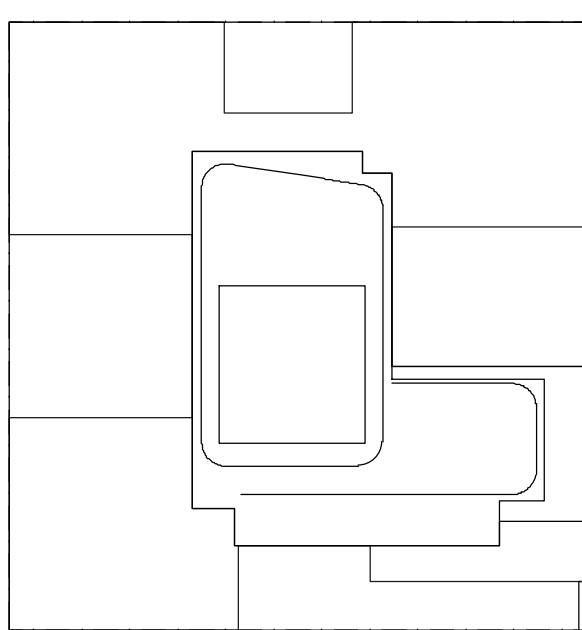


A ELEVATION A
Scale: 1/2"=1'



A ELEVATION A
Scale: 1/2"=1'

APPENDIX P BATHROOM			DIMENSIONS ARE TO FINISH GYPSUM BOARD, TYP.
FLOOR	APARTMENT(S)	REMARKS (CHECK PLANS FOR ORIENTATION)	PLAN
5TH	31	ID TYPE-MB (SEE ID DRAWINGS)	A-105
6TH	31	ID TYPE-MB (SEE ID DRAWINGS)	A-106
7TH	8	ID TYPE-MB (SEE ID DRAWINGS)	A-107
8TH-19TH	8	ID TYPE-MB (SEE ID DRAWINGS)	A-108
20TH-35TH	8	ID TYPE-MB (SEE ID DRAWINGS)	A-109
37TH	9	ID TYPE-MB (SEE ID DRAWINGS)	A-111
38TH-50TH	9	ID TYPE-MB (SEE ID DRAWINGS)	A-112
51ST-61ST	9	ID TYPE-MB (SEE ID DRAWINGS)	A-113
62ND	9	ID TYPE-MB (SEE ID DRAWINGS)	A-114
63RD-66TH	12	ID TYPE-MB (SEE ID DRAWINGS)	A-115



NOTES:
1. SUBMIT SHOP DRAWINGS AND MOCK-UPS FOR INTERIOR DESIGNER & OWNER APPROVAL PRIOR TO FABRICATION.

NOT FOR CONSTRUCTION

10/06/2017	ISSUED FOR DOB
09/19/2017	90% CD SET, ADD #3
06/07/2017	60% CD SET
03/09/2017	90% CD SET
03/01/2017	ISSUED FOR DOB
02/14/2017	ISSUED FOR DOB
01/07/2017	SUPPLEMENTAL SET
01/05/2017	ISSUED FOR DOB
11/17/2016	FACE PLUMB SET
11/11/2016	100% CD TO VARIETY DOB SET
10/12/2016	ISSUED FOR DOB

Number: Date: Revision:

Project:
City View Tower at Court Square
23-15 44th Drive
Long Island City, NY 11101

Client:
Cityview Tower LLC
112-15 NORTHERN BLVD, CF-2
CORONA, NY 11368
(718) 321-8652

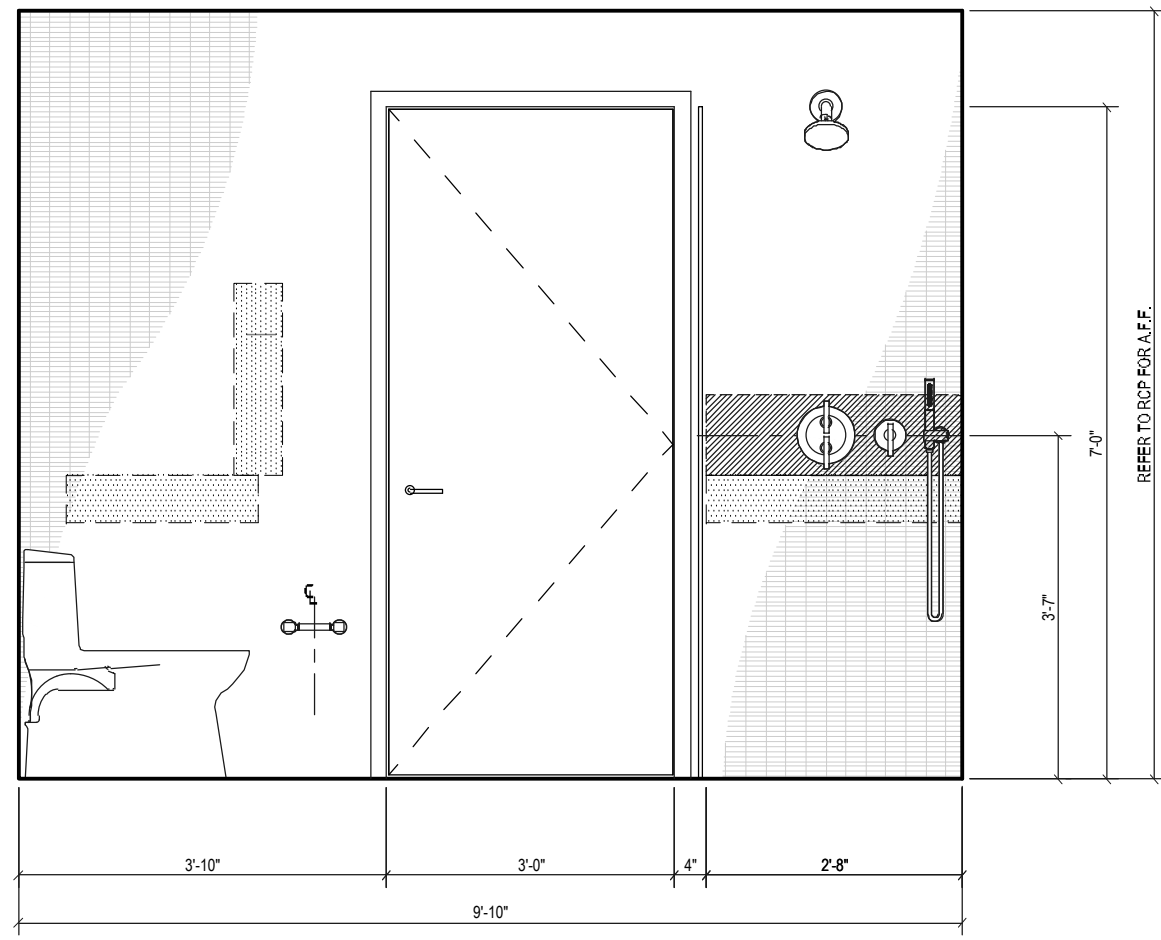
Architect:
HILL | WEST
ARCHITECTS
11 BROADWAY
17TH FLOOR
NEW YORK, NY 10004
T. 212 213 8007

Consultant:
DESIMONE CONSULTING ENGINEERS
140 Broadway 25th Floor
New York, NY, 10005
(212) 532-2211
Cosentini Associates
Two Pennsylvania Plaza, 3rd FL,
New York, NY 10121
(212) 615-3600
Whitehall
11 Broadway, 17th Floor
New York, NY 10004
(212) 908-4940

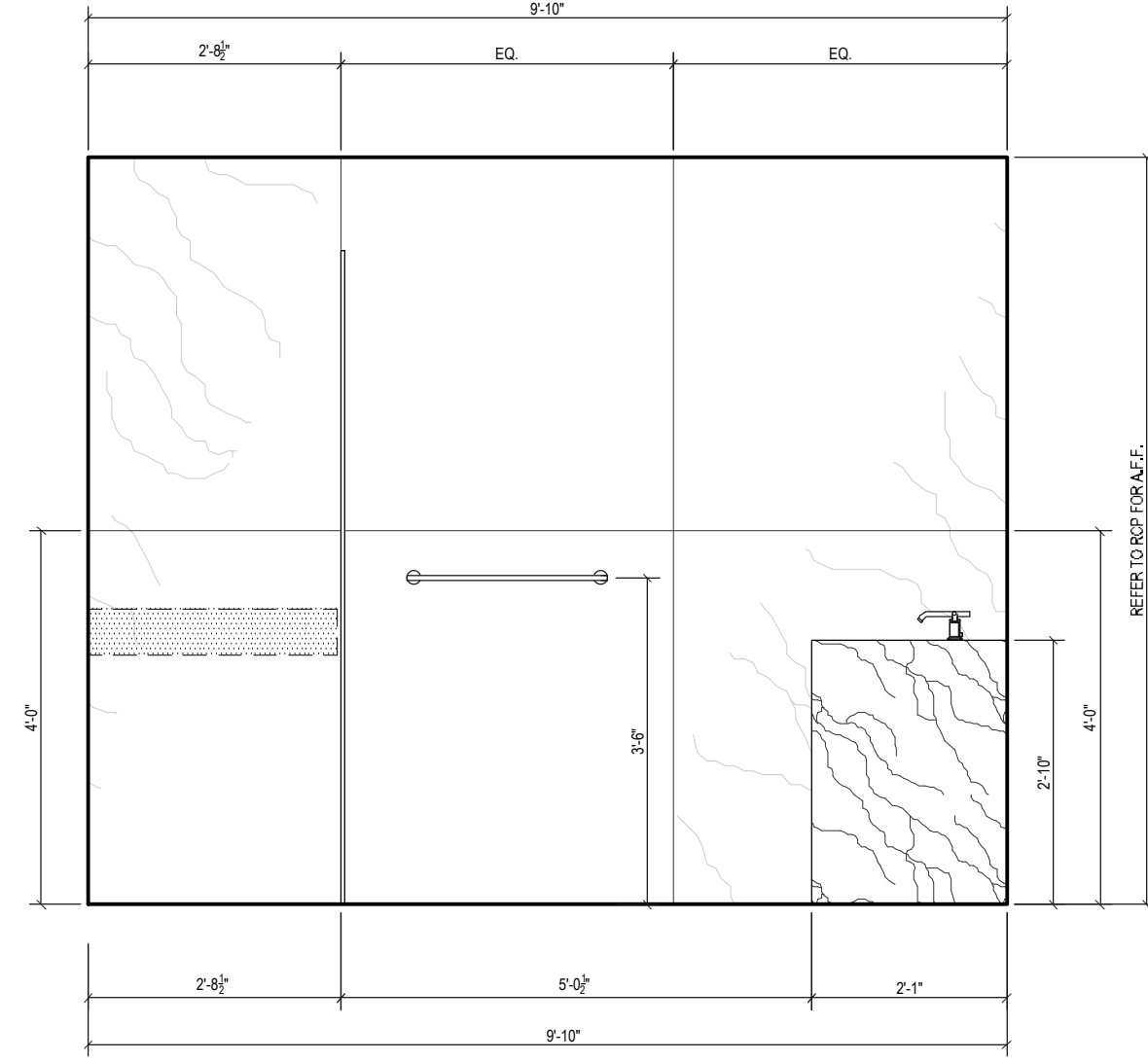
DOB STAMPS & SIGNATURES:

DWG TITLE:
MASTER BATHROOM PLANS AND ELEVATIONS

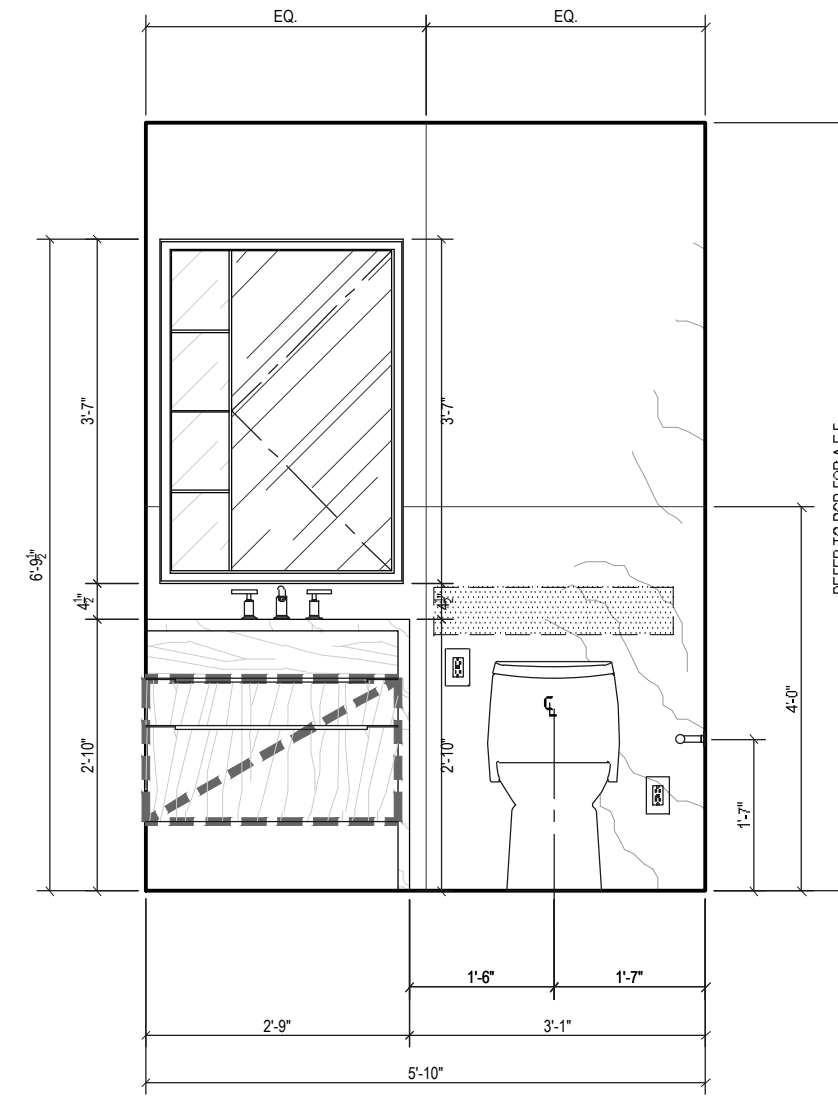
SEAL & SIGNATURE: PROJECT # 15412
DATE: 10/06/2017
SCALE: AS NOTED
DWG NO. A-602.00
002 OF 105



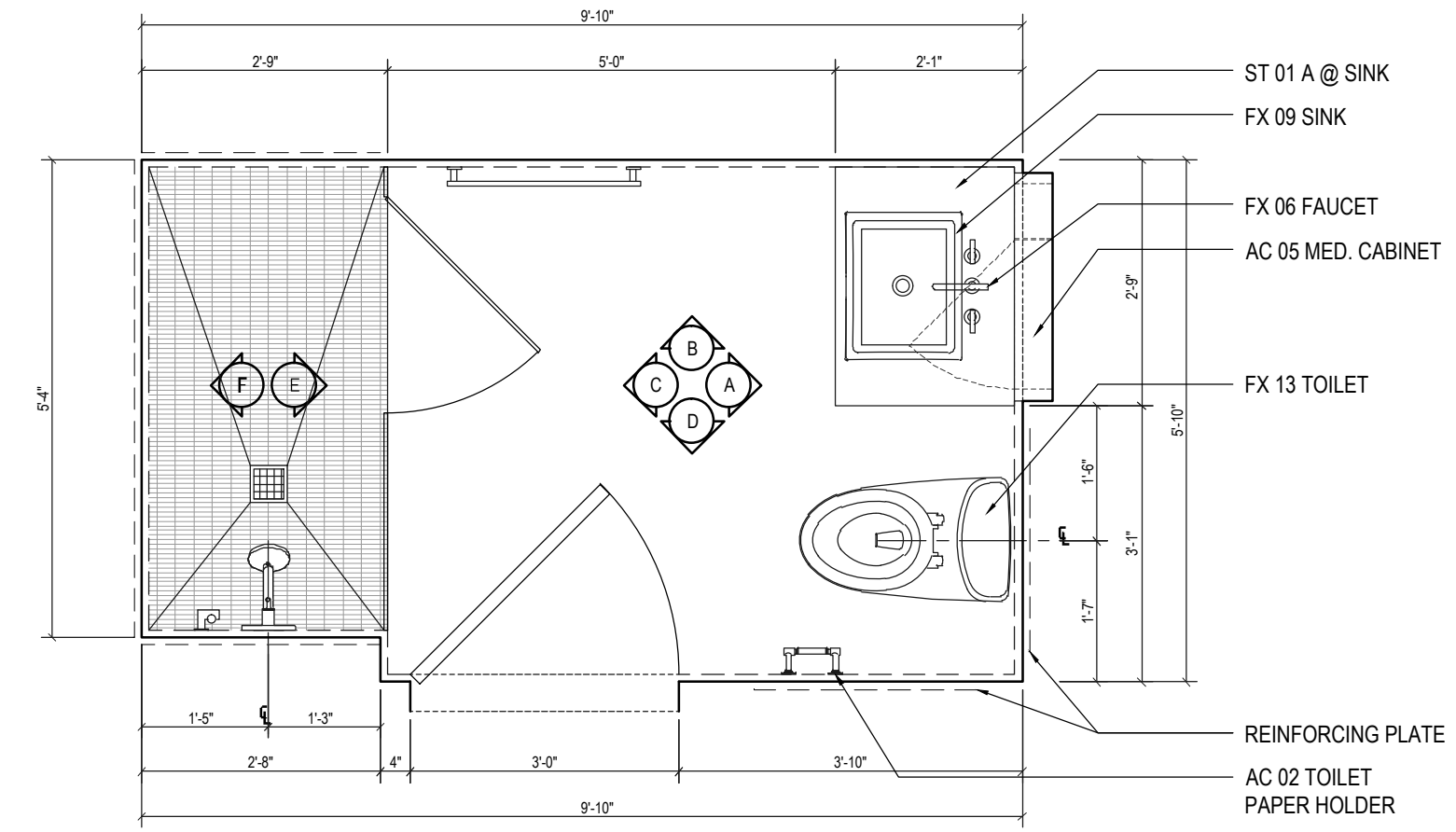
C ELEVATION C
Scale: 1/2"=1'



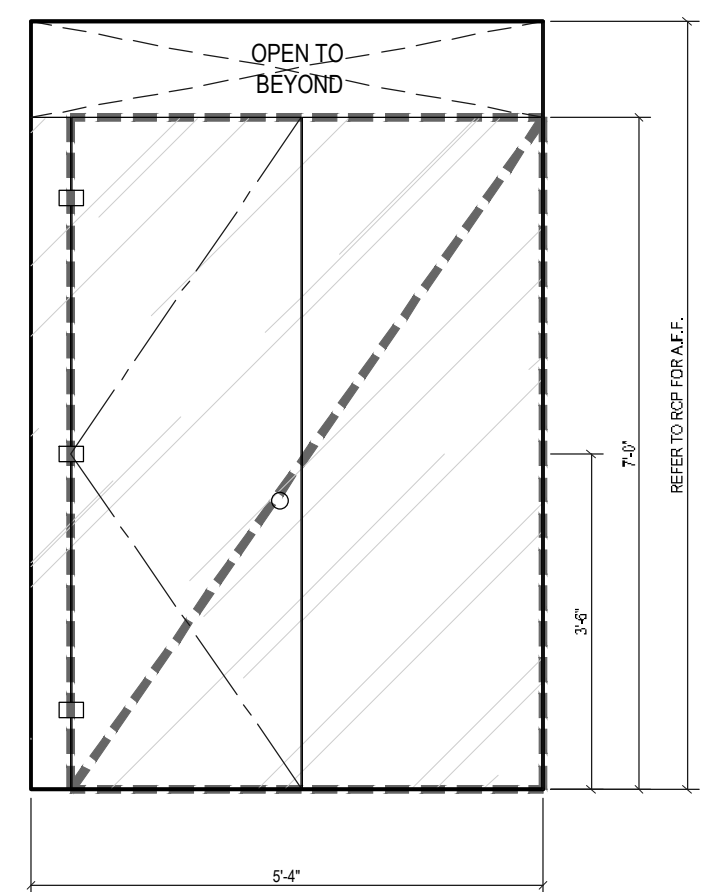
D ELEVATION D
Scale: 1/2"=1'



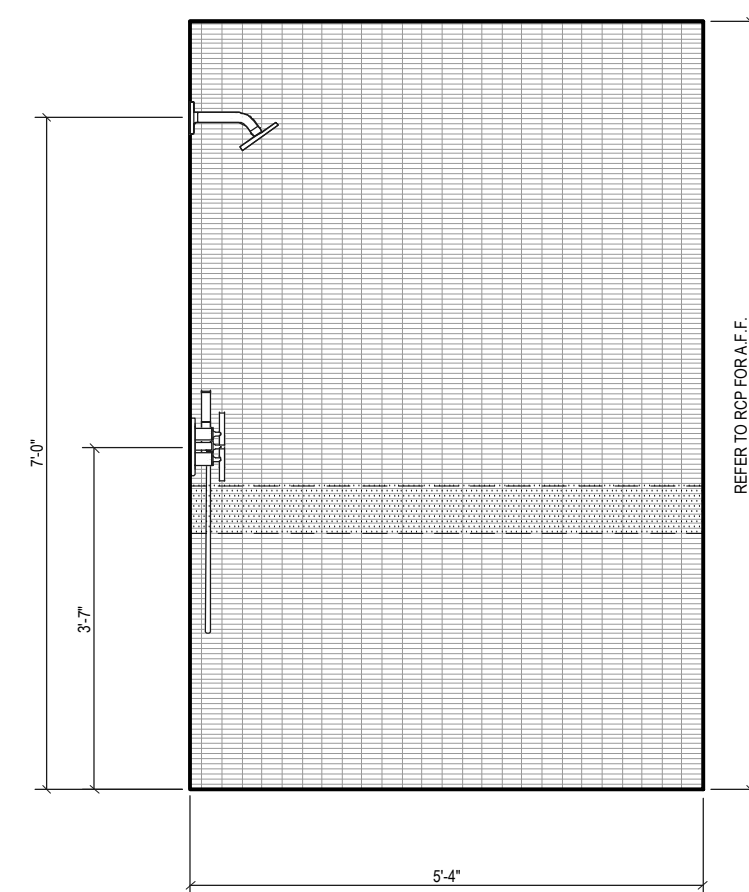
A ELEVATION A
Scale: 1/2"=1'



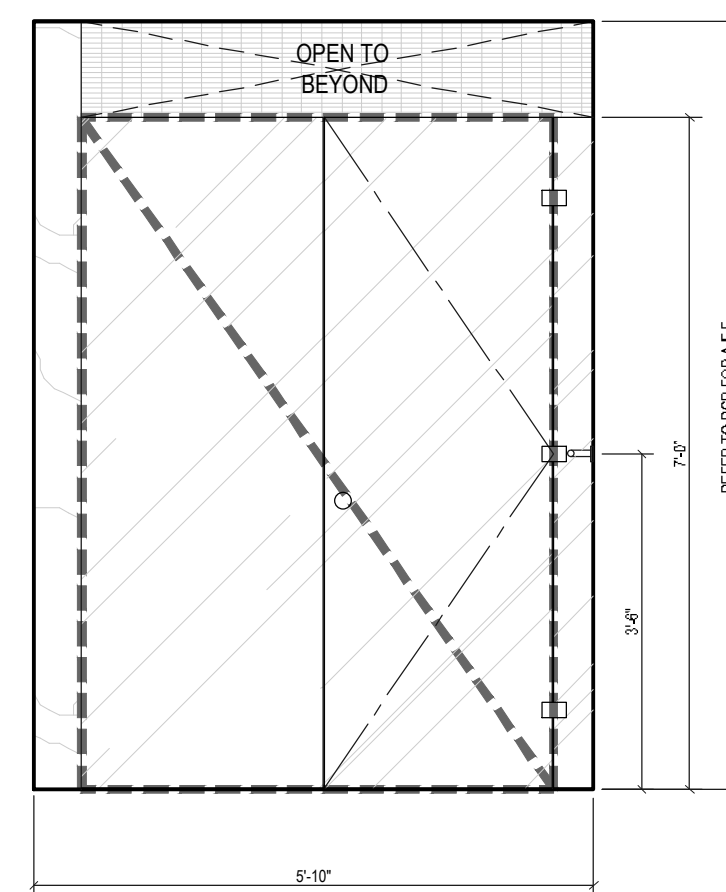
1 PLAN TOILET M001
Scale: 1/2"=1'



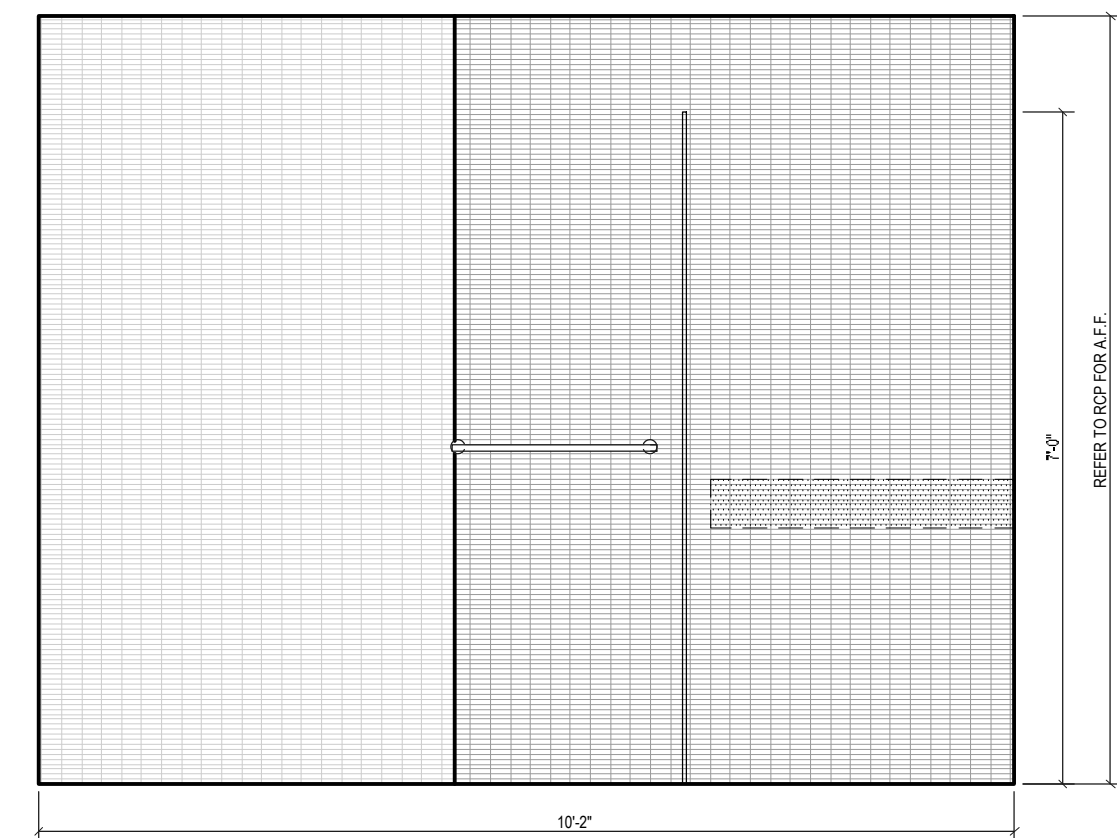
D ELEVATION D
Scale: 1/2"=1'



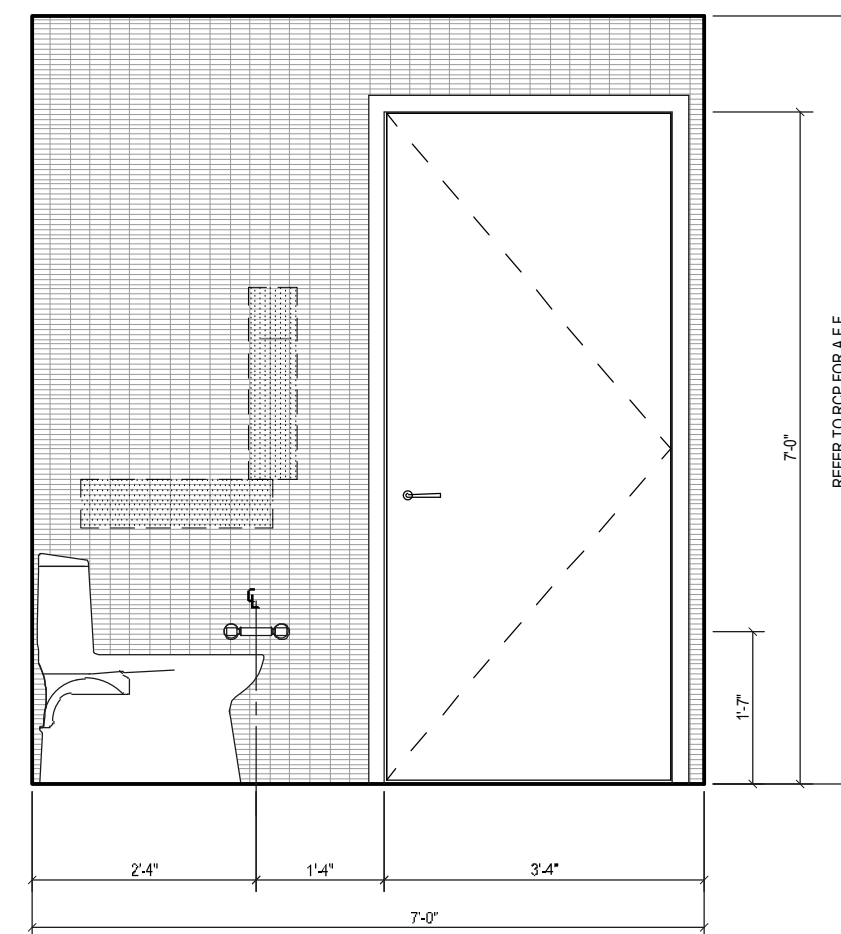
E ELEVATION E
Scale: 1/2"=1'



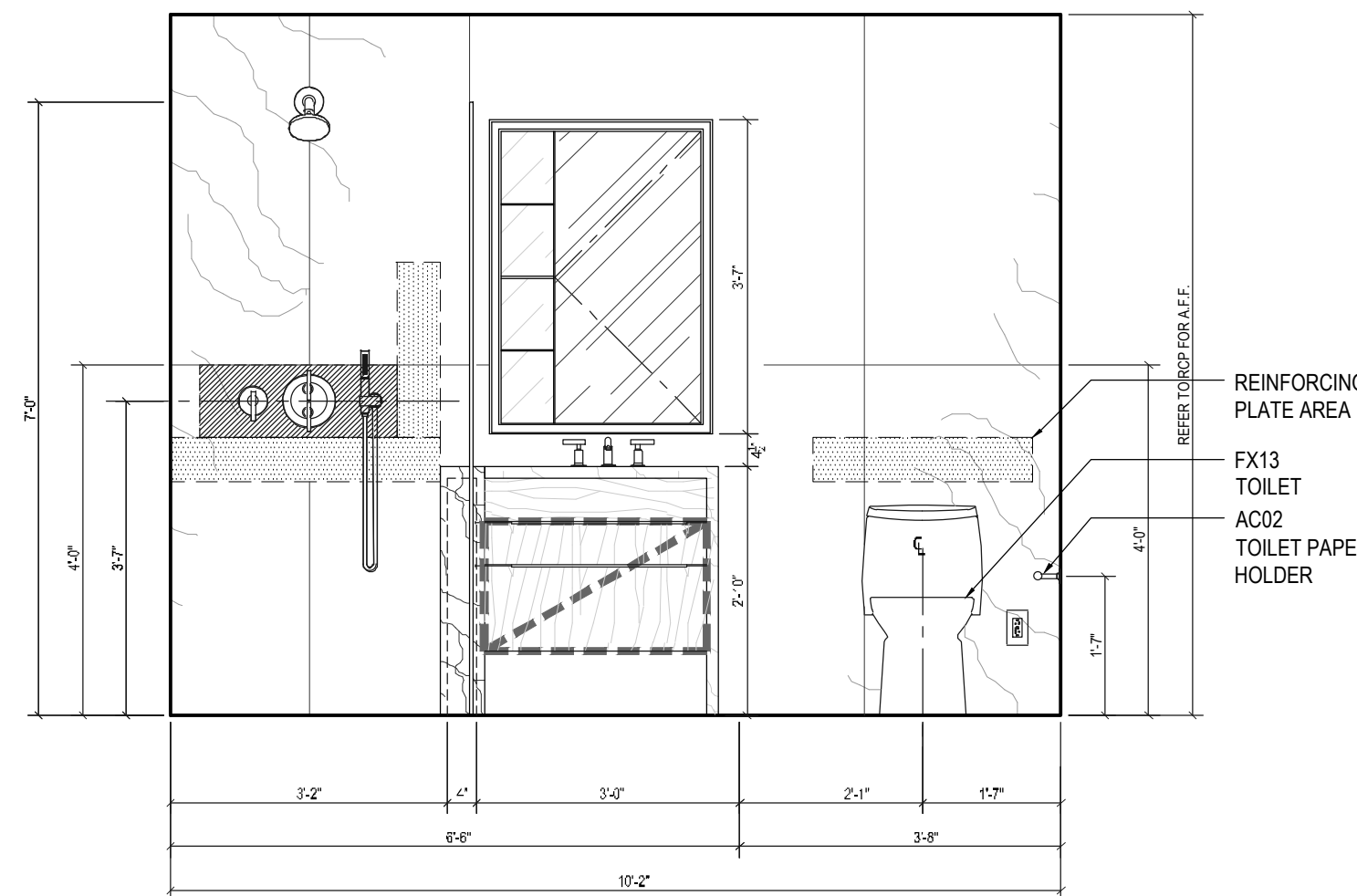
A ELEVATION A
Scale: 1/2"=1'



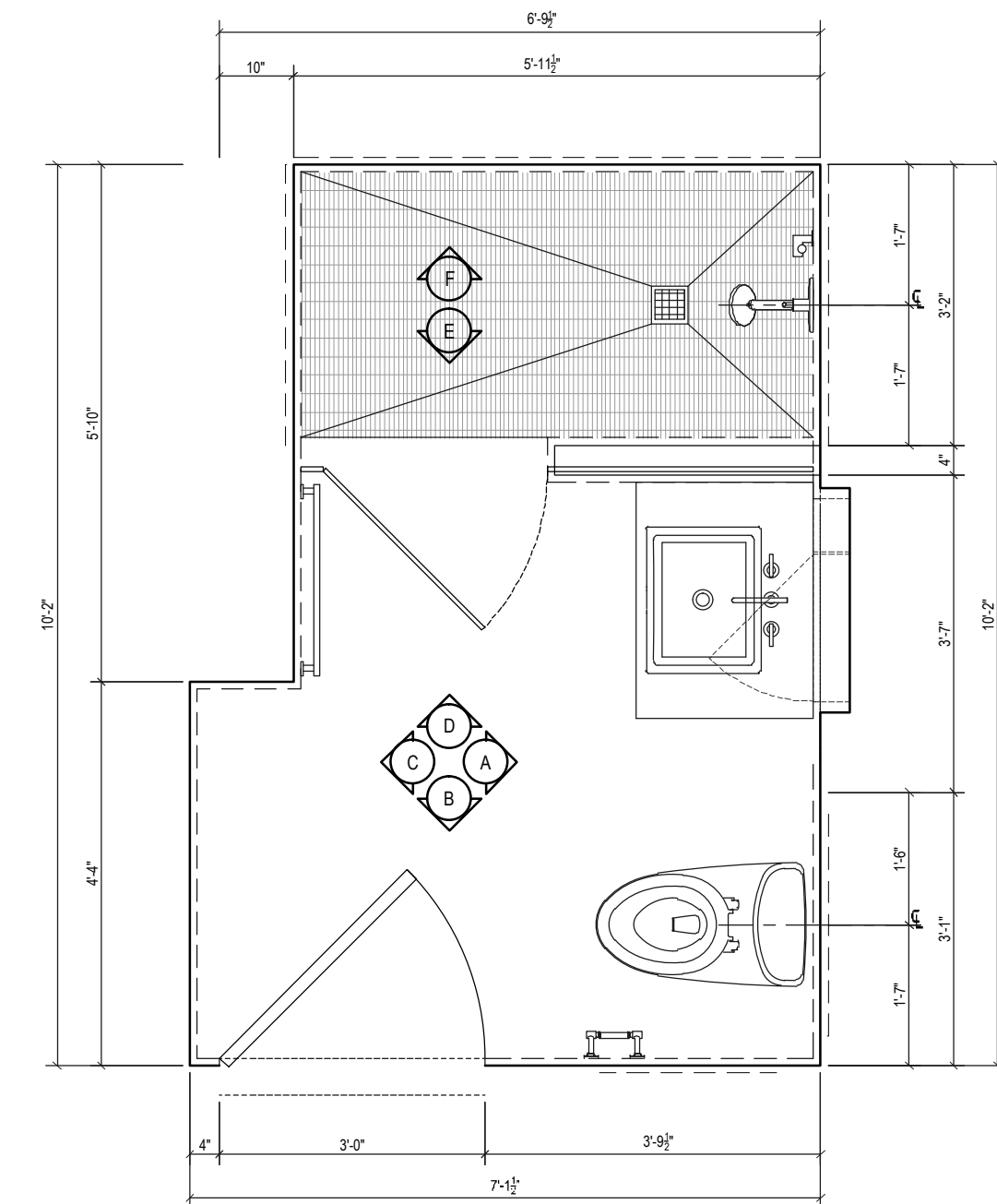
C ELEVATION C
Scale: 1/2"=1'



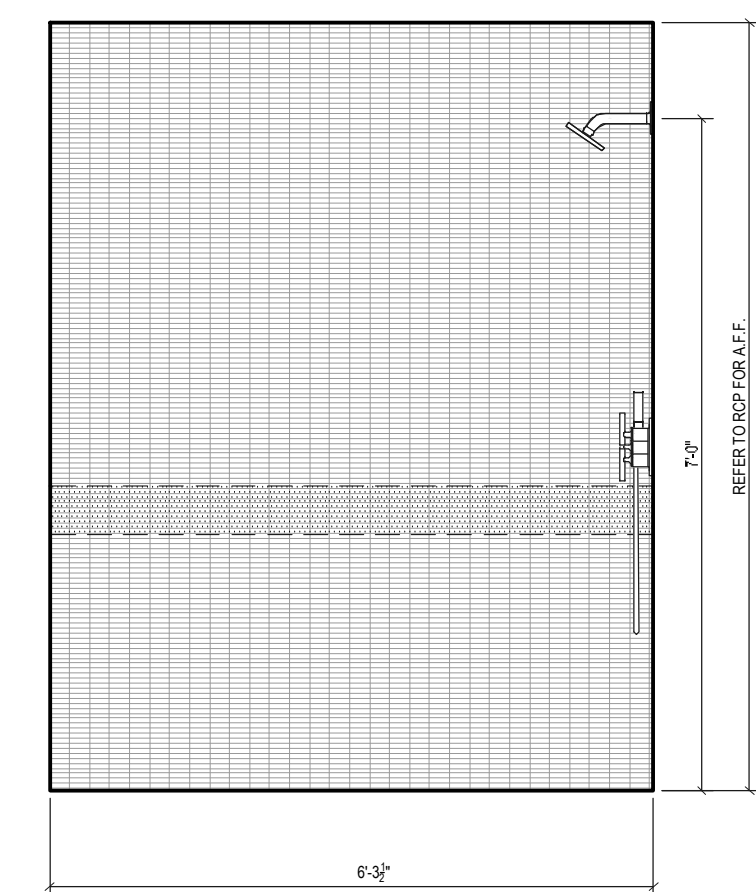
D ELEVATION D
Scale: 1/2"=1'



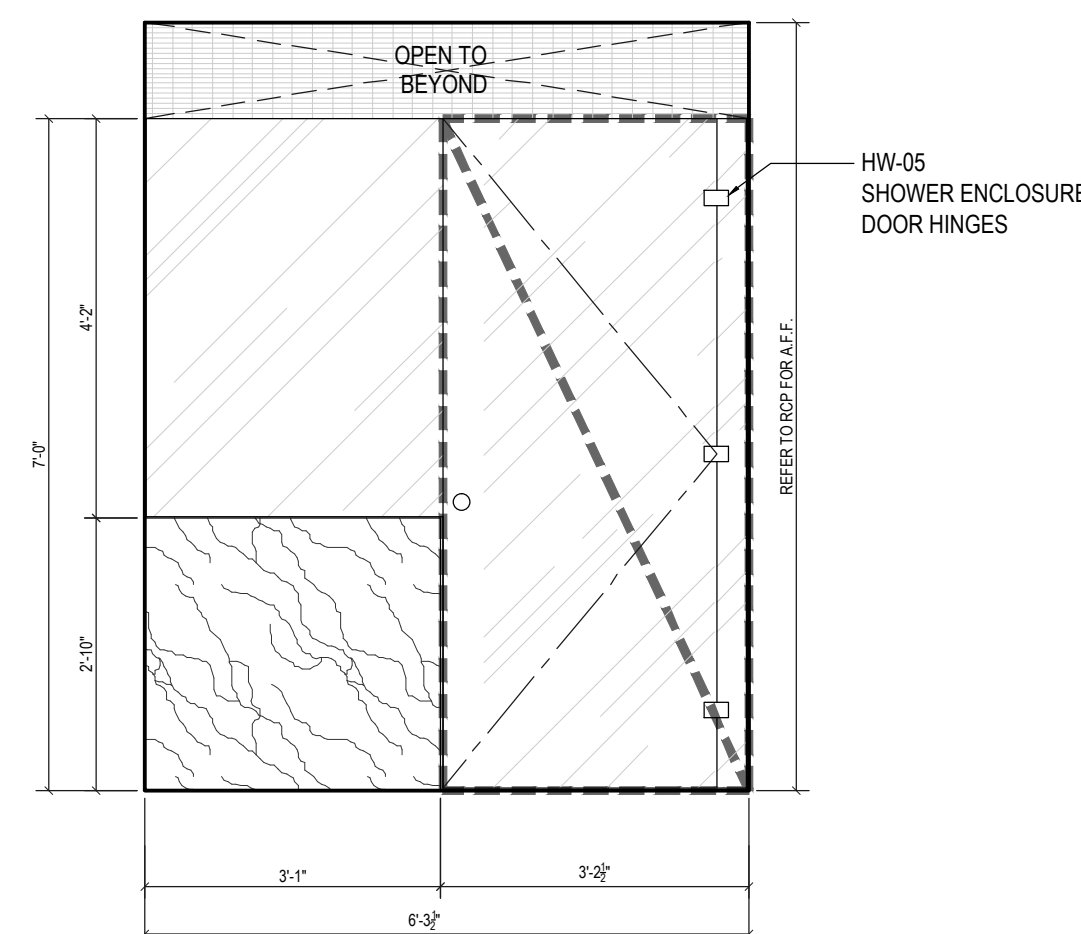
A ELEVATION A
Scale: 1/2"=1'



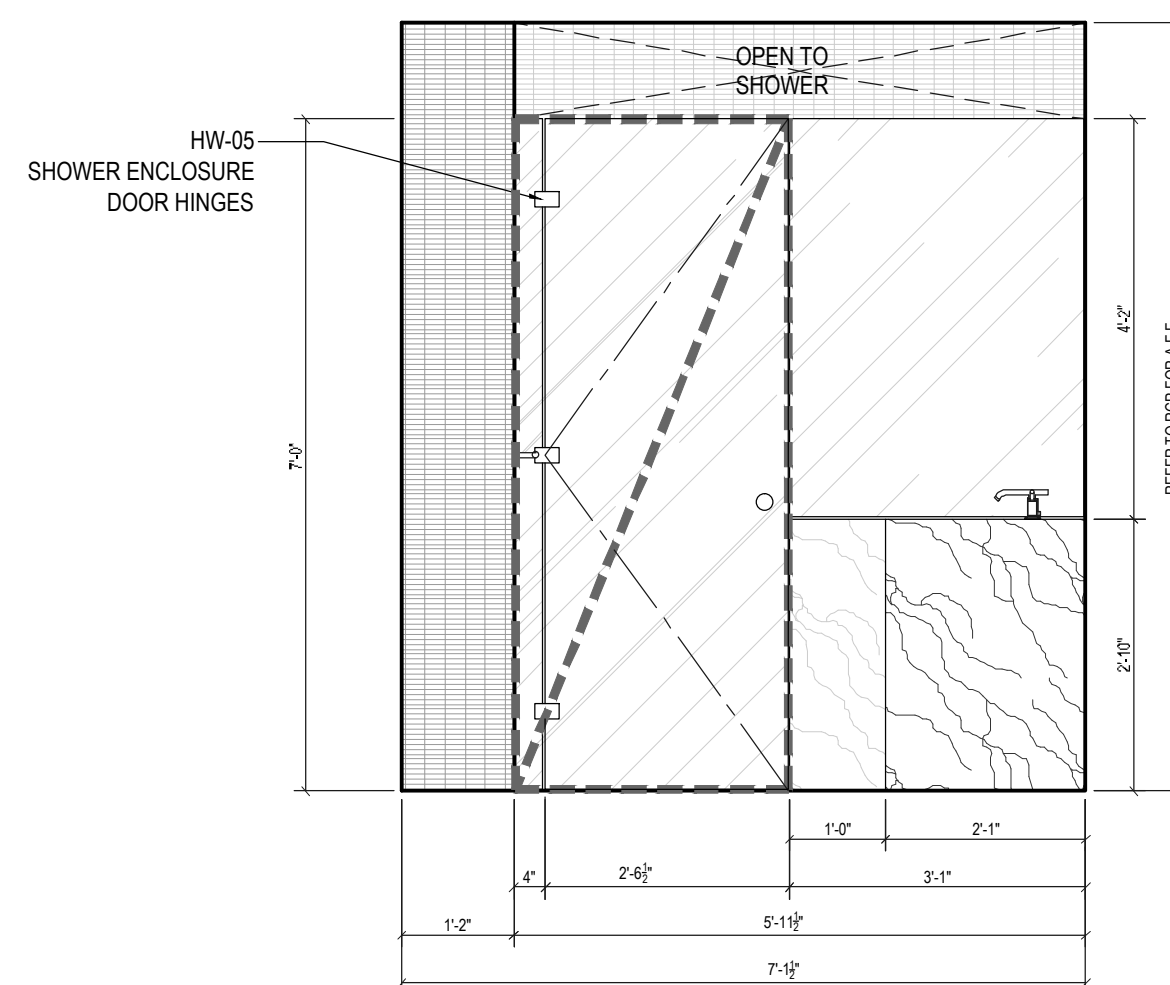
2 PLAN TOILET M002
Scale: 1/2"=1'



D ELEVATION D
Scale: 1/2"=1'



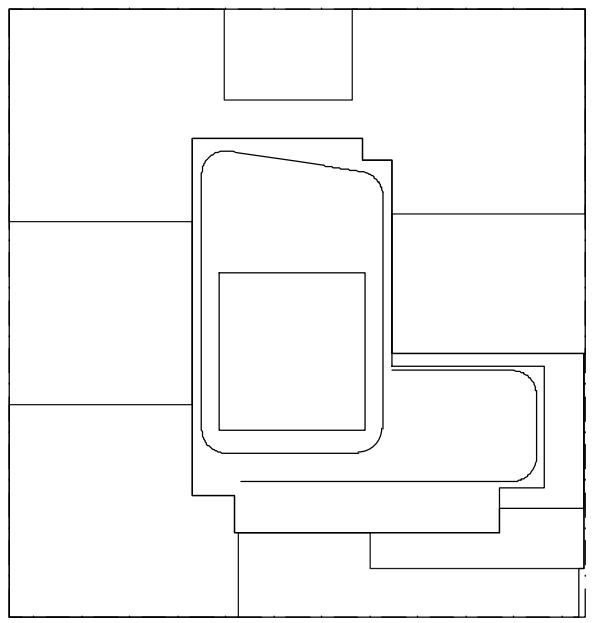
E ELEVATION E
Scale: 1/2"=1'



A ELEVATION A
Scale: 1/2"=1'

APPENDIX P BATHROOM		DIMENSIONS ARE TO FINISH GYPSUM BOARD, TYP.	
FLOOR	APARTMENT(S)	REMARKS (CHECK PLANS FOR ORIENTATION)	PLAN
3TH	20	ID TYPE-MC (SEE ID DRAWINGS)	A-105
6TH	20	ID TYPE-MC (SEE ID DRAWINGS)	A-106
7TH	03,06,12	ID TYPE-MC (SEE ID DRAWINGS)	A-107
8TH-9TH	05	ID TYPE-MC (SEE ID DRAWINGS)	A-108
20TH-30TH	05	ID TYPE-MC (SEE ID DRAWINGS)	A-109

APPENDIX P BATHROOM		DIMENSIONS ARE TO FINISH GYPSUM BOARD, TYP.	
FLOOR	APARTMENT(S)	REMARKS (CHECK PLANS FOR ORIENTATION)	PLAN
63RD-66TH	05	ID TYPE-MB (SEE ID DRAWINGS)	A-115



NOTES:
1. SUBMIT SHOP DRAWINGS AND MOCK-UPS FOR INTERIOR DESIGNER & OWNER APPROVAL PRIOR TO FABRICATION.

NOT FOR CONSTRUCTION

10/06/2017	ISSUED FOR DOB
09/10/2017	90% CD SET ADD #3
08/02/2017	60% CD SET
03/24/2017	90% CD SET
03/10/2017	ISSUED FOR DOB
03/01/2017	ISSUED FOR DOB
02/14/2017	ISSUED FOR DOB
01/07/2017	SUPPLEMENTARY SET
01/02/2017	ISSUED FOR DOB
11/17/2016	FACILE PHASE SET
11/11/2016	100% CD FOR MARCH 2017 SET
10/12/2016	ISSUED FOR DOB
02/05/2016	DOB FILING SET

Number: Date: Revision:

Project:
City View Tower at Court Square
23-15 44th Drive
Long Island City, NY 11101

Client:
Cityview Tower LLC
112-15 NORTHERN BLVD, CF-2
CORONA, NY 11368
(718) 321-8652

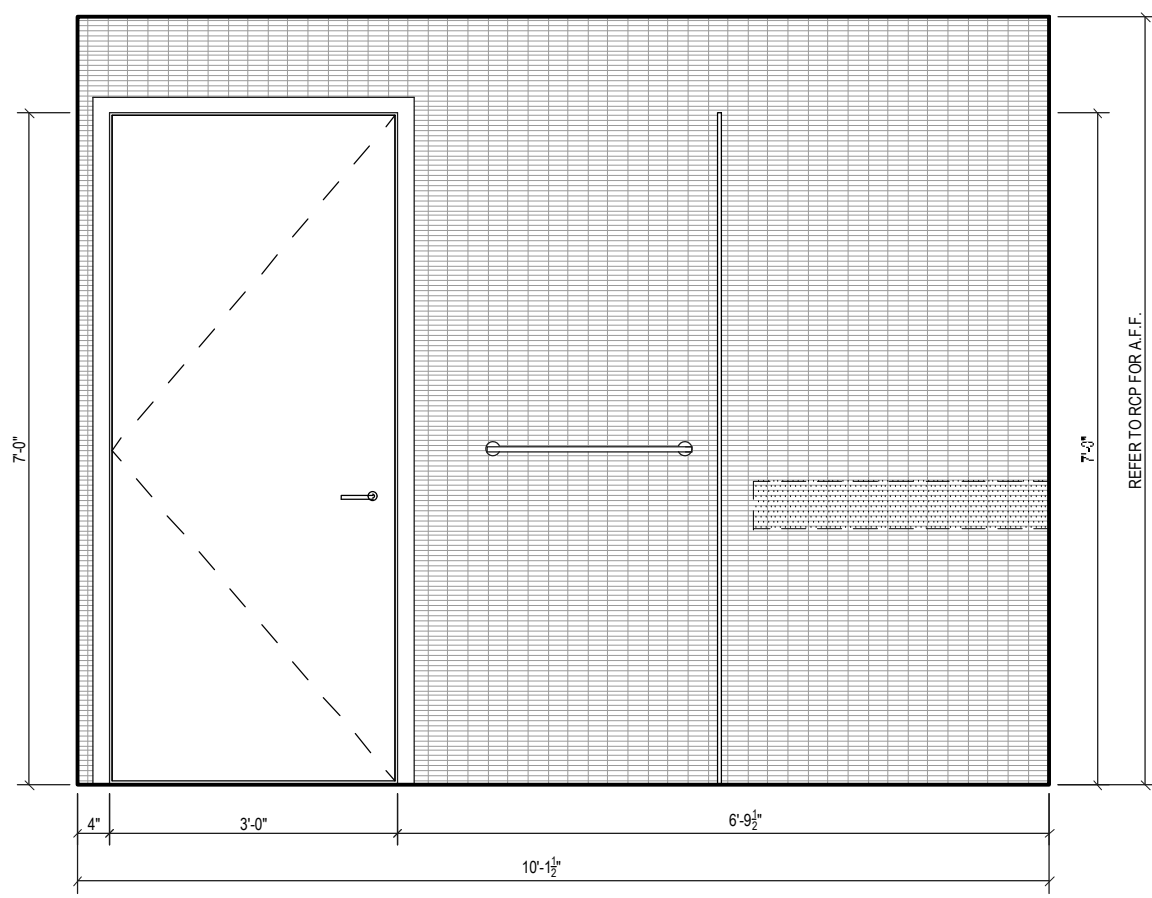
Architect:
HILL | WEST
ARCHITECTS
11 BROADWAY
17TH FLOOR
NEW YORK, NY 10004
T. 212 213 8007

Consultant:
DESIMONE CONSULTING ENGINEERS
140 Broadway 25th Floor
New York, NY, 10005
(212) 532-2211
Cosentini Associates
Two Pennsylvania Plaza, 3rd FL.
New York, NY 10121
(212) 615-3600
Whitehall
11 Broadway, 17th Floor
New York, NY 10004
(212) 908-4940

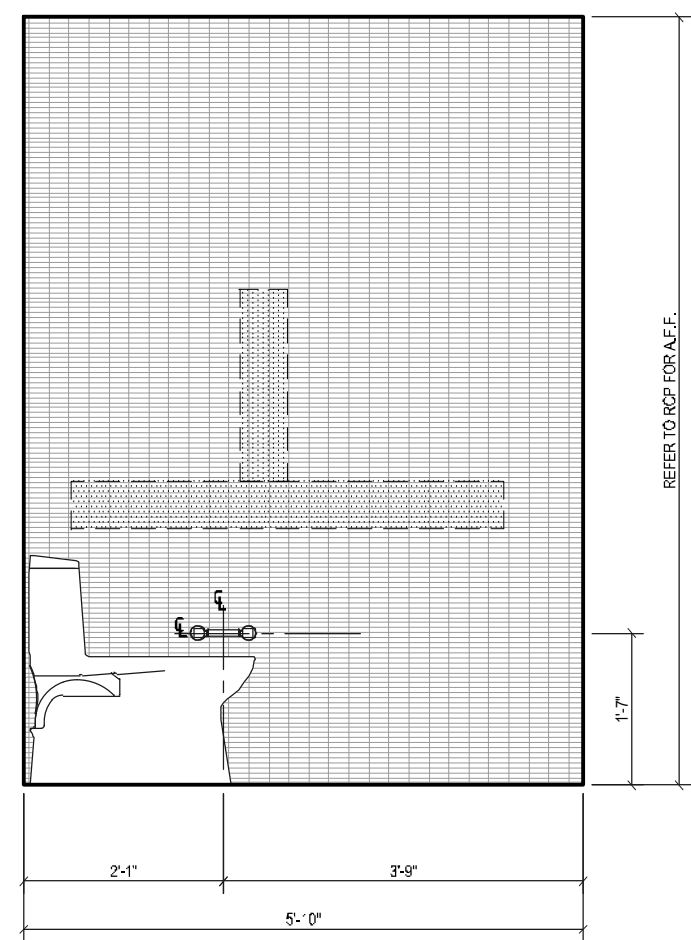
DOB STAMPS & SIGNATURES:

DWG TITLE:
MASTER BATHROOM PLANS AND ELEVATIONS

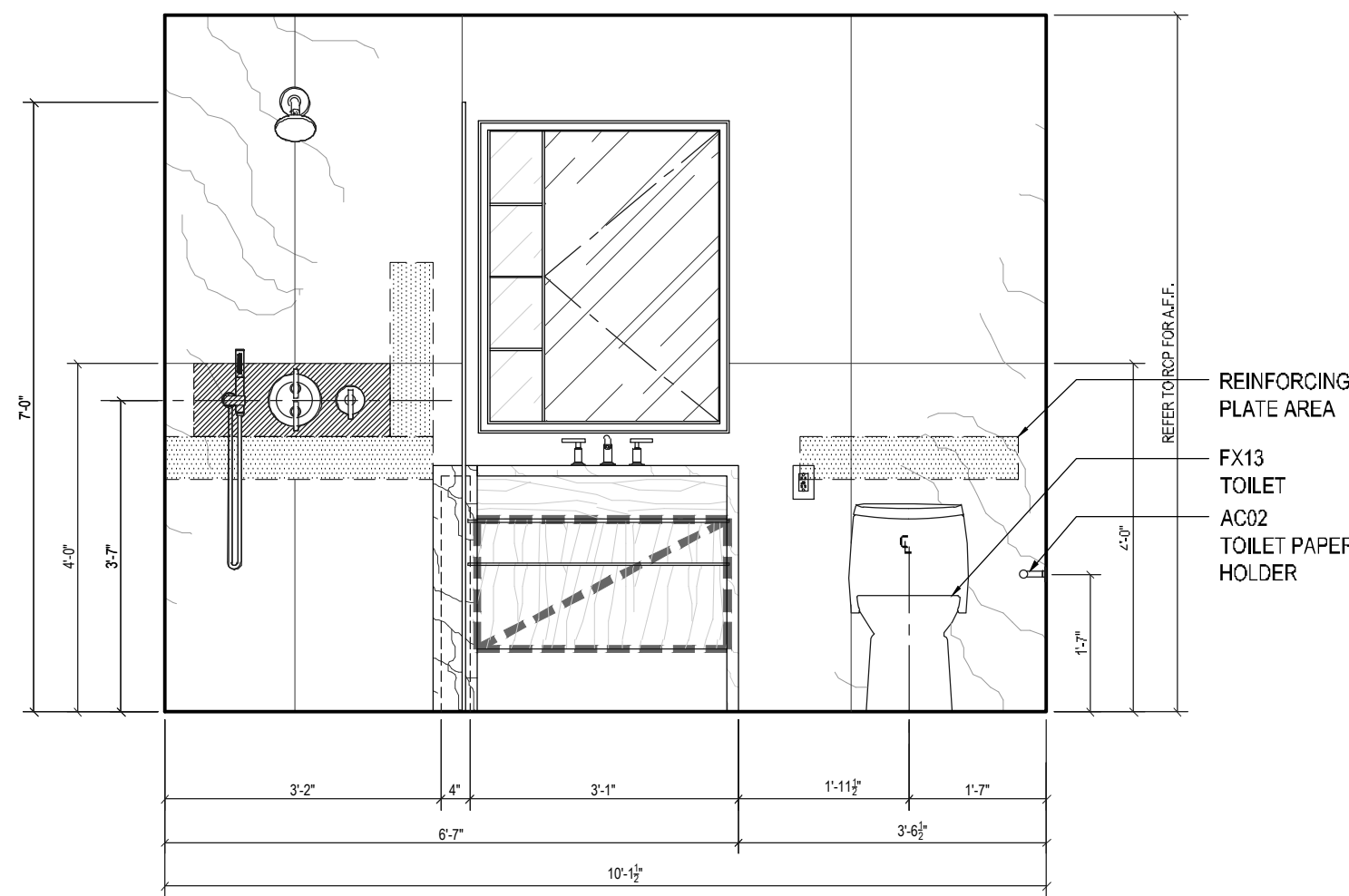
SEAL & SIGNATURE: PROJECT # 15412 SCALE: AS NOTED DWG NO. A-603.00 DATE: 10/06/2017



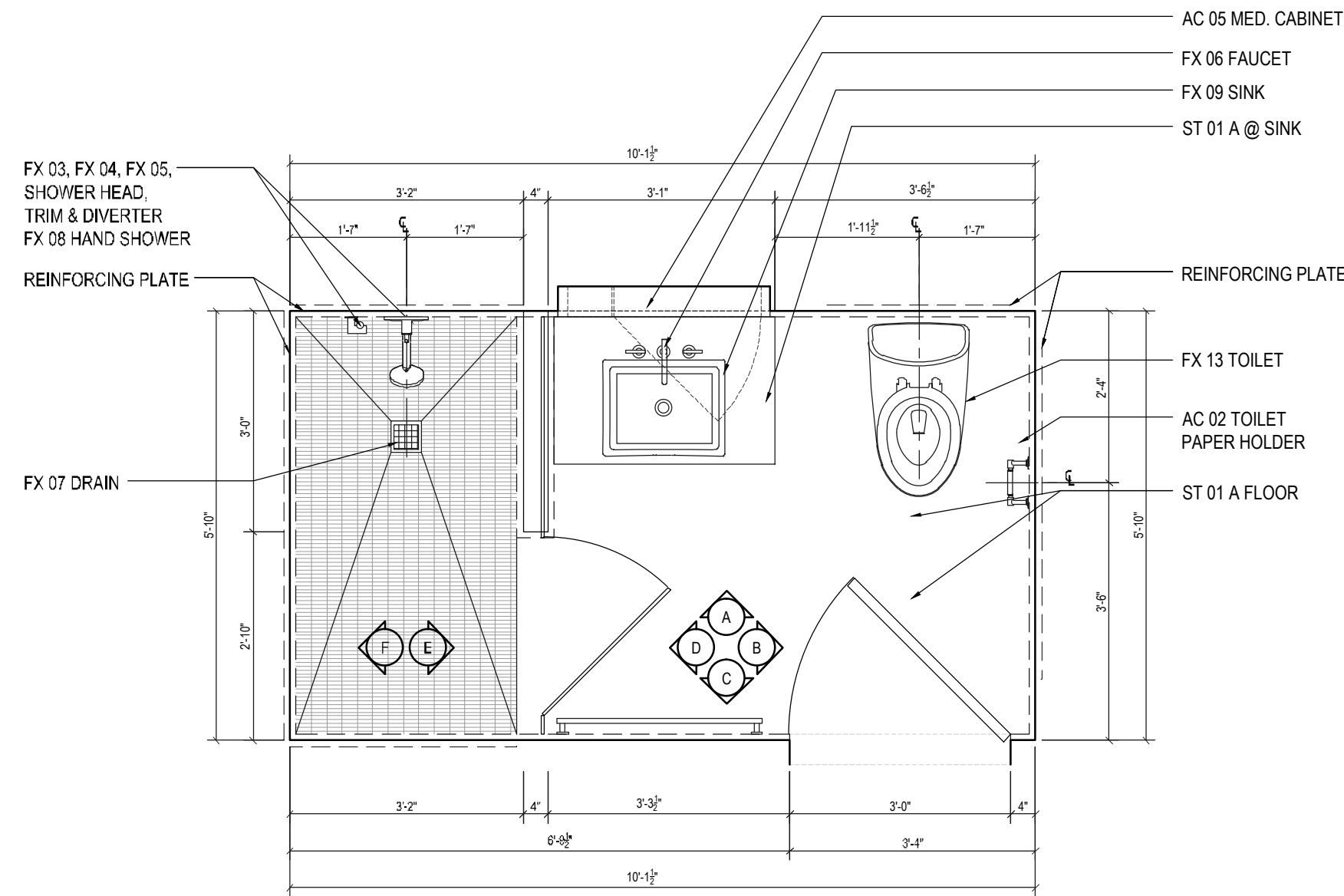
ELEVATION C
Scale: 1/2"=1'



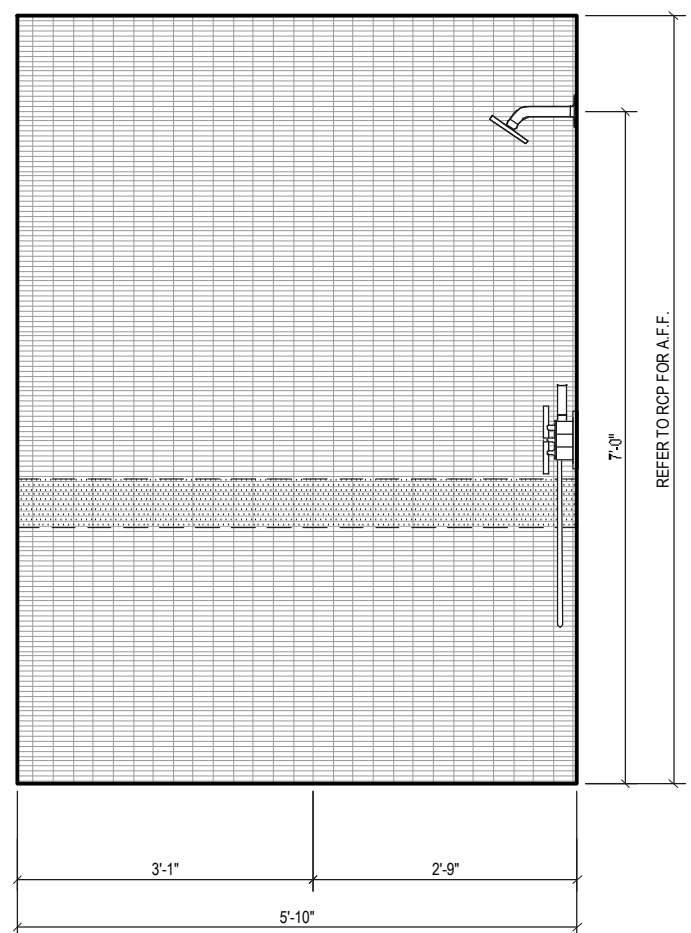
ELEVATION D
Scale: 1/2"=1'



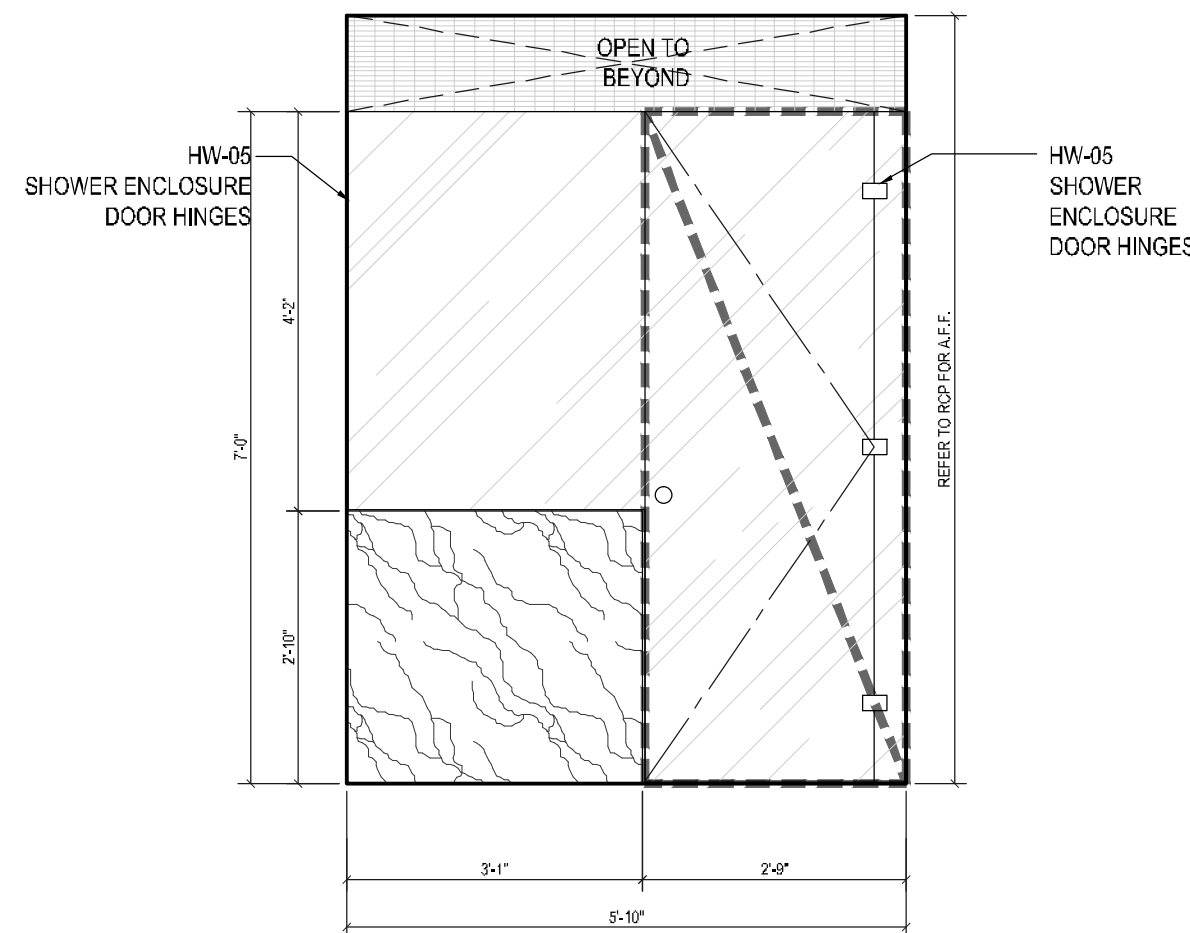
ELEVATION A
Scale: 1/2"=1'



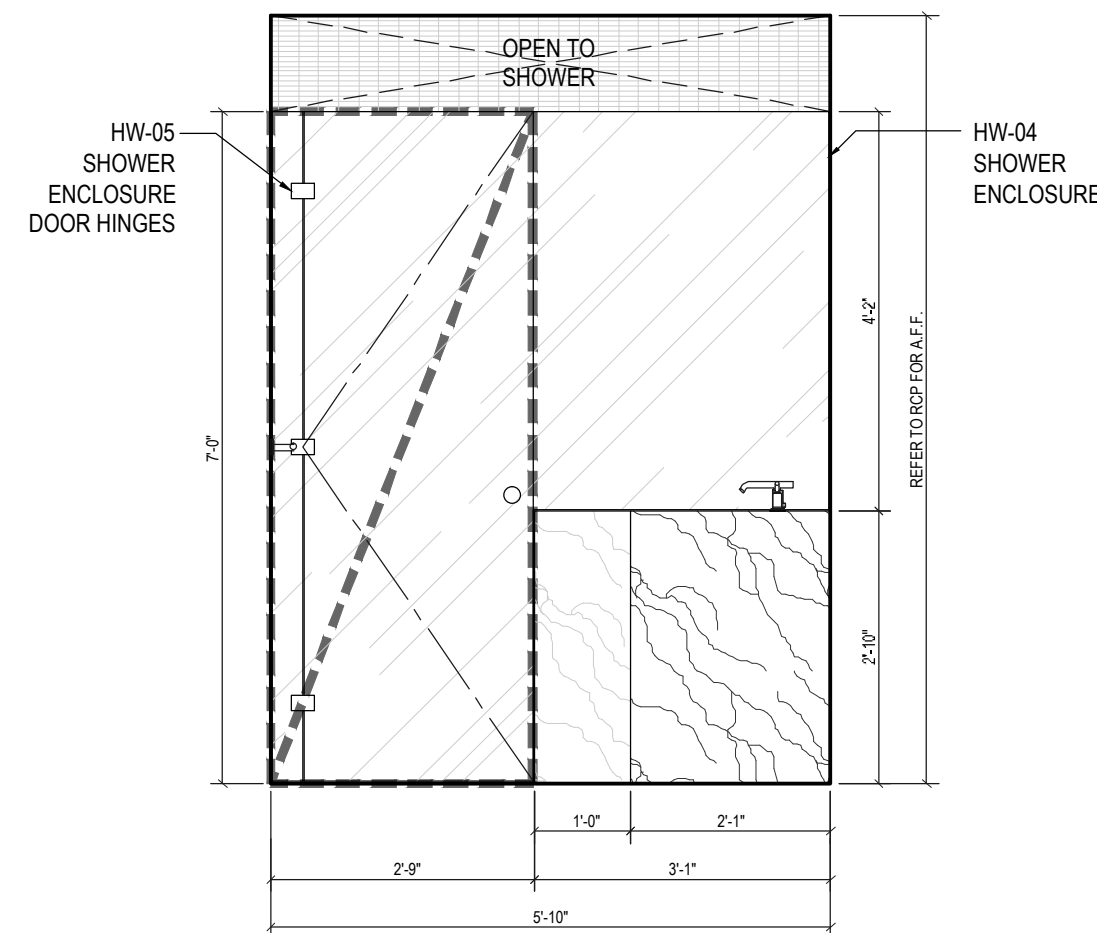
PLAN TO THE MASTER BATHROOMS
Scale: 1/2"=1'



ELEVATION E
Scale: 1/2"=1'

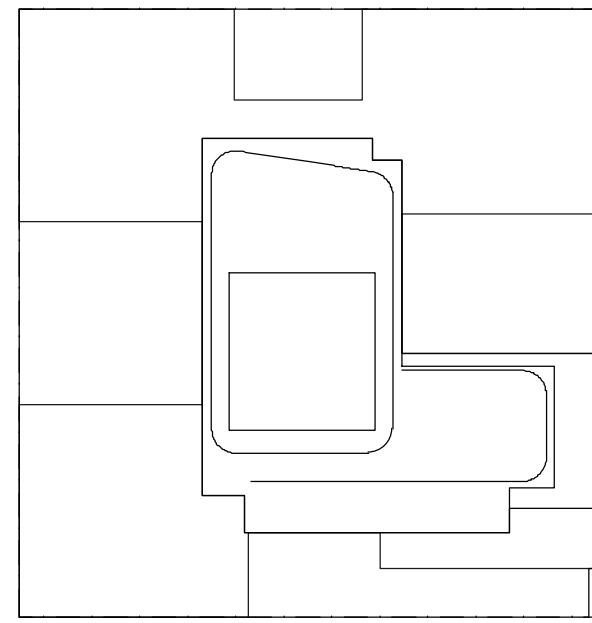


ELEVATION F
Scale: 1/2"=1'



ELEVATION G
Scale: 1/2"=1'

APPENDIX P: BATHROOM		DIMENSIONS ARE TO FINISH GYPSUM BOARD, TYP.	
FLOOR	APARTMENT(S)	REMARKS (CHECK PLANS FOR ORIENTATION)	PLAN
8TH-19TH	11	ID TYPE-MA (SEE ID DRAWINGS)	A-108



NOTES:
1. SUBMIT SHOP DRAWINGS AND MOCK-UPS FOR INTERIOR DESIGNER & OWNER APPROVAL PRIOR TO FABRICATION.

NOT FOR CONSTRUCTION

10/08/2017	ISSUED FOR DOB
09/10/2017	90% CD SET, ADD #3
08/02/2017	60% CD SET
07/04/2017	50% CD SET
03/30/2017	ISSUED FOR DOB
03/01/2017	ISSUED FOR DOB
02/14/2017	ISSUED FOR DOB
01/07/2017	SUPPLEMENTAL SET
01/05/2017	ISSUED FOR DOB
11/07/2016	FACE PLUMB SET
11/01/2016	100% CD FOR VARIOUS SETS
10/12/2016	ISSUED FOR DOB
02/03/2016	DOB PLUMB SET

Number:	Date:	Revision:
---------	-------	-----------

Project:
City View Tower at Court Square
23-15 44th Drive
Long Island City, NY 11101

Client:
Cityview Tower LLC
112-15 NORTHERN BLVD, CF-2
CORONA, NY 11368
(718) 321-8652

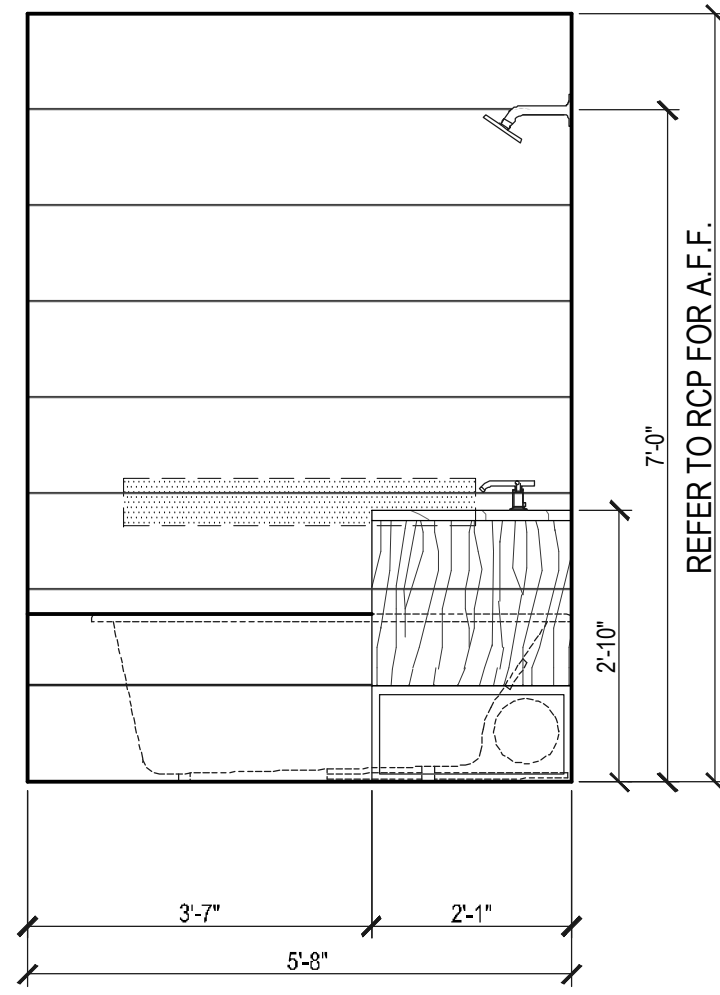
Architect:
HILL | WEST ARCHITECTS
11 BROADWAY
17TH FLOOR
NEW YORK, NY 10004
T. 212 213 8007

Consultant:
DESIMONE CONSULTING ENGINEERS
140 Broadway 25th Floor
New York, NY, 10005
(212) 532-2211
Cosentini Associates
Two Pennsylvania Plaza, 3rd FL.
New York, NY 10121
(212) 615-3600
Whitehall
11 Broadway, 17th Floor
New York, NY 10004
(212) 908-4940

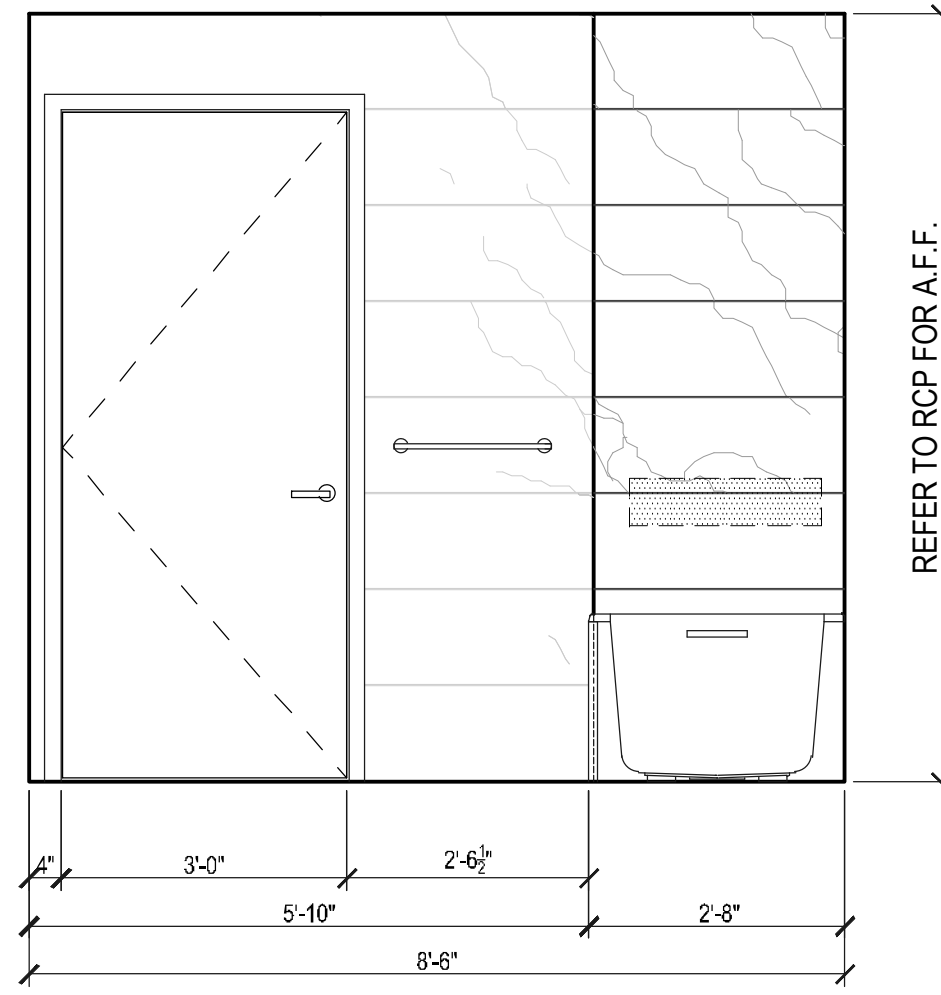
DOB STAMPS & SIGNATURES:

DWG TITLE:
**MASTER BATHROOMS
PLANS AND ELEVATIONS**

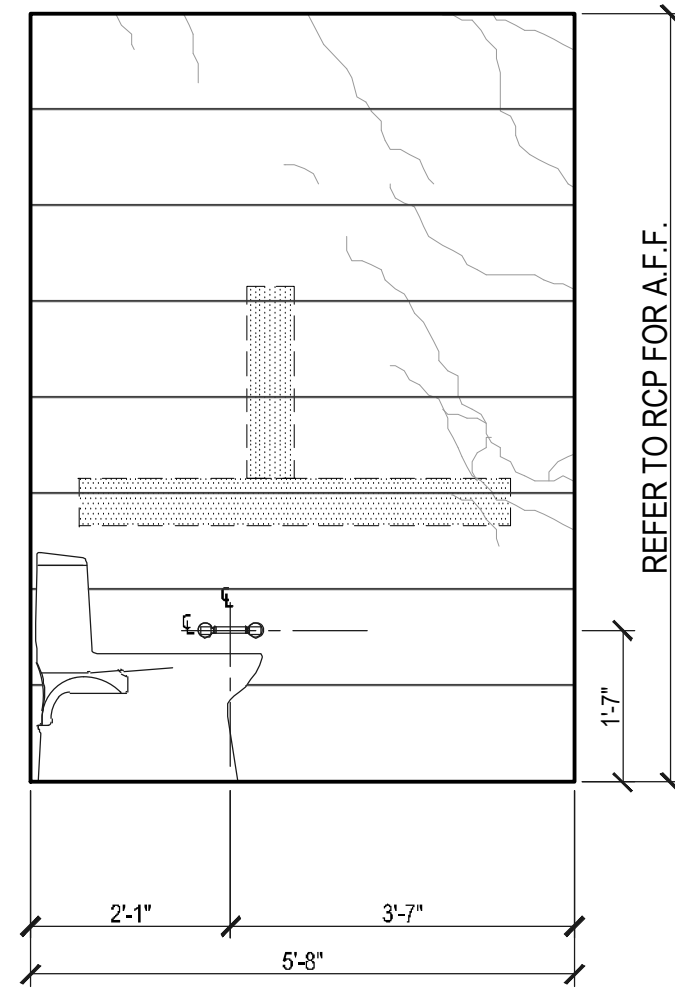
SEAL & SIGNATURE: 	DATE: 10/08/2017
PROJECT #: 15412	SCALE: AS NOTED
DWG NO. A-604.00	



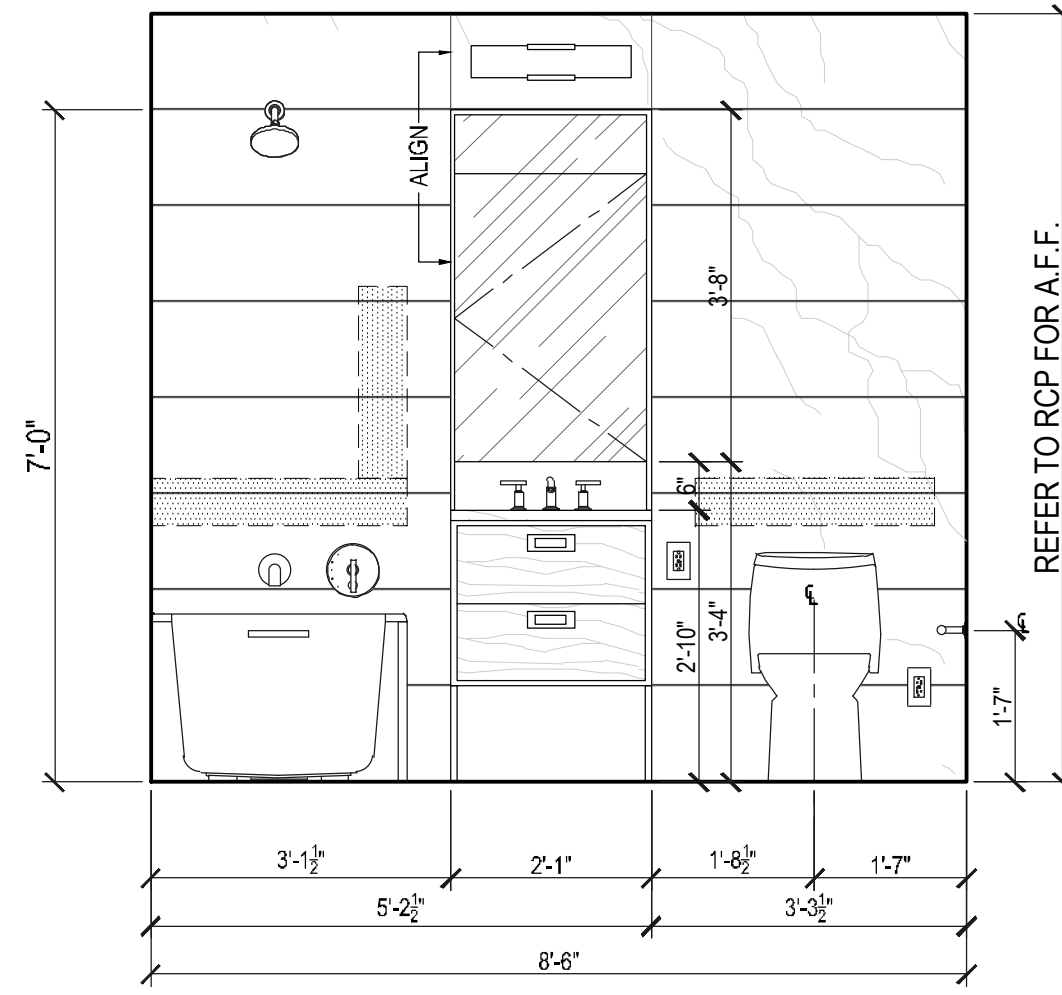
ELEVATION A
Scale: 1/2"=1'



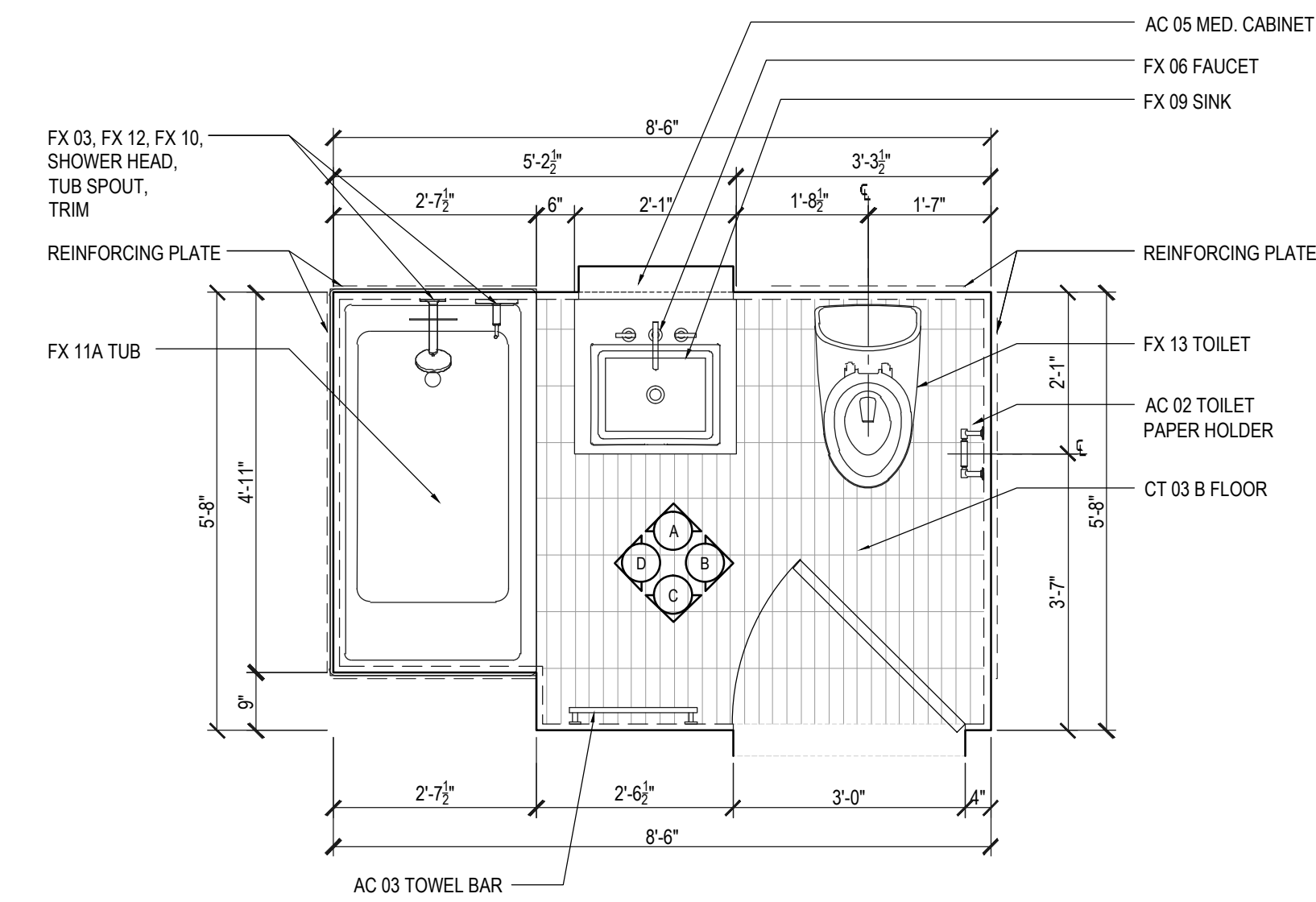
ELEVATION C
Scale: 1/2"=1'



ELEVATION B
Scale: 1/2"=1'



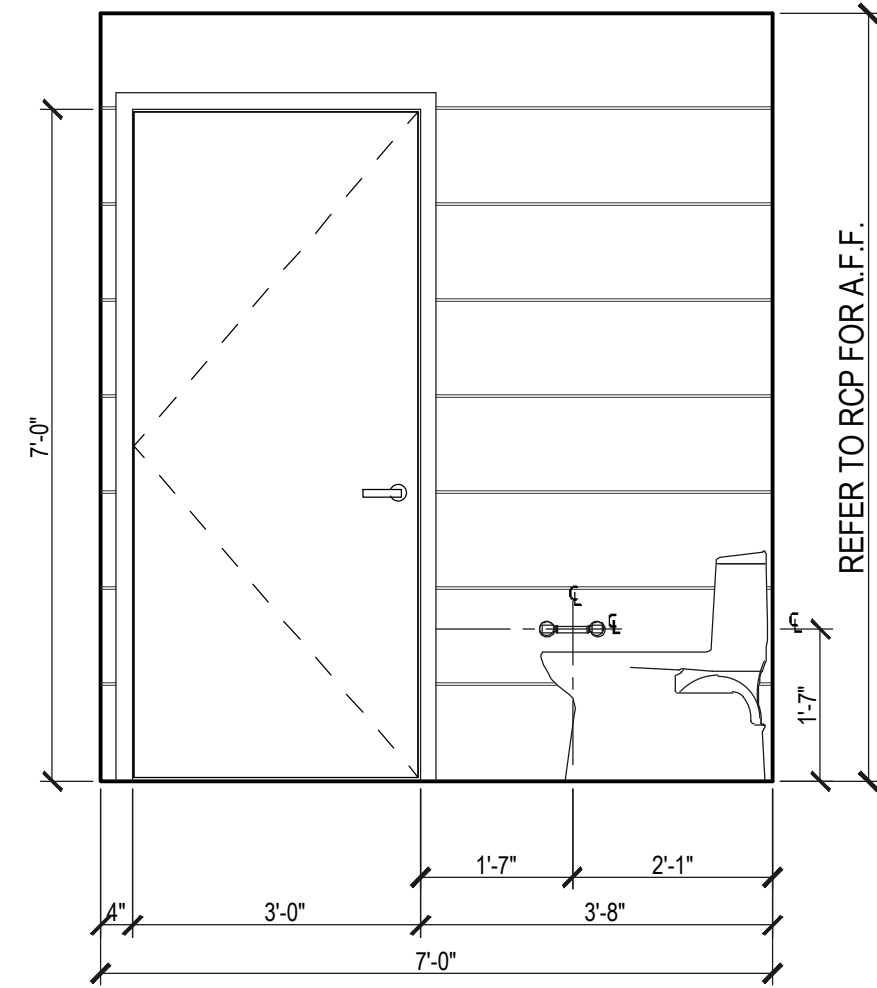
ELEVATION A
Scale: 1/2"=1'



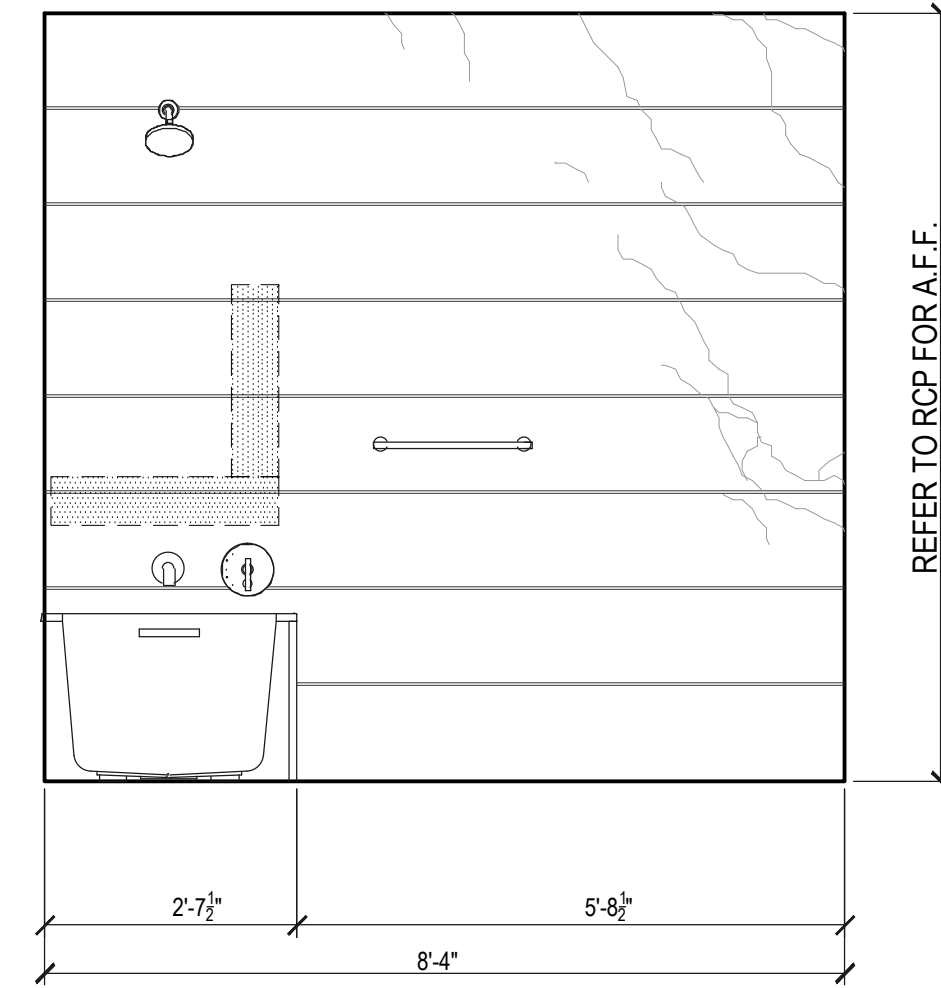
PLAN T 001 S 001
Scale: 1/2"=1'

FLOOR	APARTMENT(S)	REMARKS (CHECK PLANS FOR ORIENTATION)	PLAN
3RD	02,03,04,05,06,07,08,10,12,13,14,15,16,17,18	ID TYPE-SA (SEE ID DRAWINGS)	A-103
4TH	02,03,04,05,06,07,08,10,12,13,14,15,16,17,18	ID TYPE-SA (SEE ID DRAWINGS)	A-104
5TH	03,04,05,06,07,08,11,15,16,17,18,19,20,22,23,24,25,26,27,30,31,32,33,34	ID TYPE-SA (SEE ID DRAWINGS)	A-105
6TH	03,04,05,06,07,08,11,15,16,17,18,19,20,22,23,24,25,26,27,30,31,32,33,34	ID TYPE-SA (SEE ID DRAWINGS)	A-106
7TH	02,03,05,06,07,08,09,10,11	ID TYPE-SA (SEE ID DRAWINGS)	A-107
8TH-19TH	02,03,05,06,07,08,09,10,11	ID TYPE-SA (SEE ID DRAWINGS)	A-108

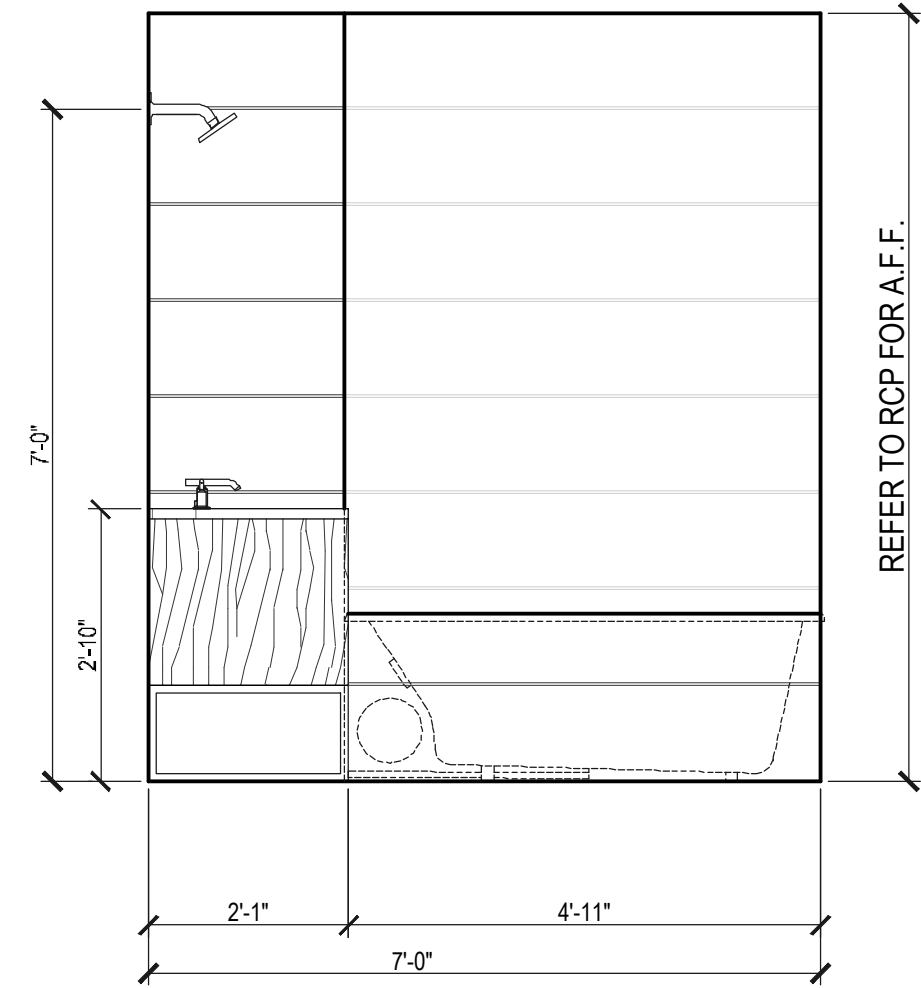
FLOOR	APARTMENT(S)	REMARKS (CHECK PLANS FOR ORIENTATION)	PLAN
20TH-35TH	02,03,05,06,07,08,09,10,11	ID TYPE-SA (SEE ID DRAWINGS)	A-110
37TH	01,02,03,05,07,08,09,10,12	ID TYPE-SA (SEE ID DRAWINGS)	A-111
38TH-50TH	01,02,03,05,07,08,09,10,12	ID TYPE-SA (SEE ID DRAWINGS)	A-112
51ST-61ST	01,02,03,05,07,08,09,10,12	ID TYPE-SA (SEE ID DRAWINGS)	A-113
62ND	01,02,03,07,08,09,10,12	ID TYPE-SA (SEE ID DRAWINGS)	A-114
63RD-66TH	01,02,03,09	ID TYPE-SA (SEE ID DRAWINGS)	A-115



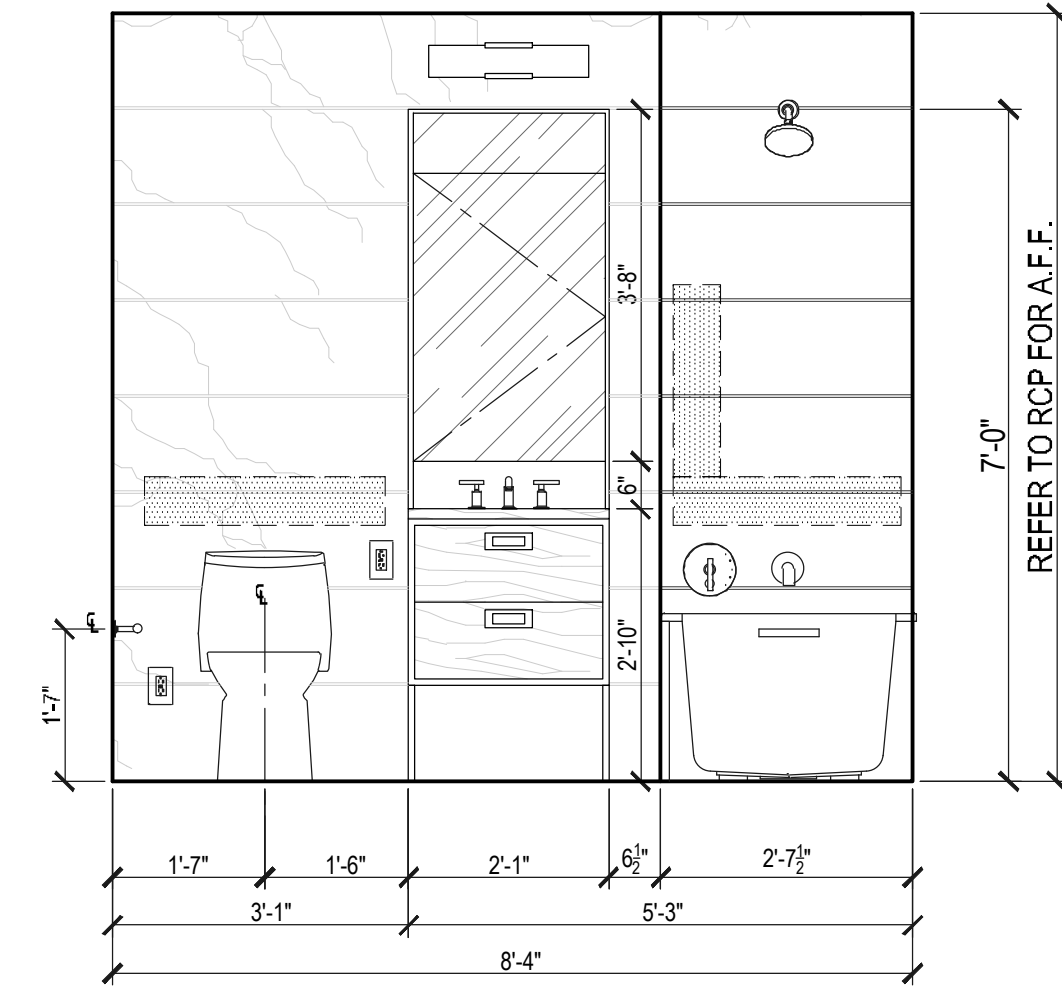
ELEVATION A
Scale: 1/2"=1'



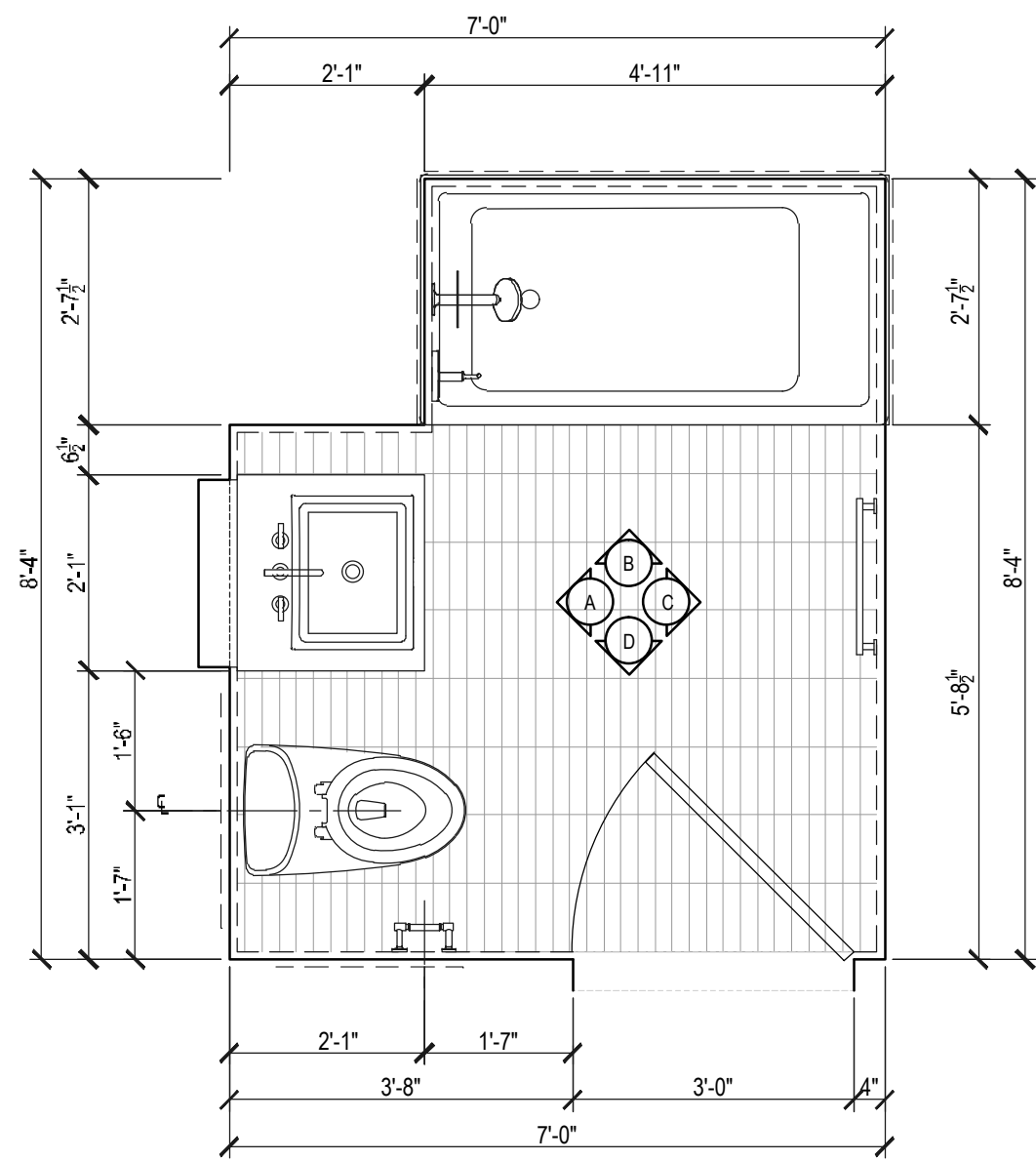
ELEVATION C
Scale: 1/2"=1'



ELEVATION B
Scale: 1/2"=1'



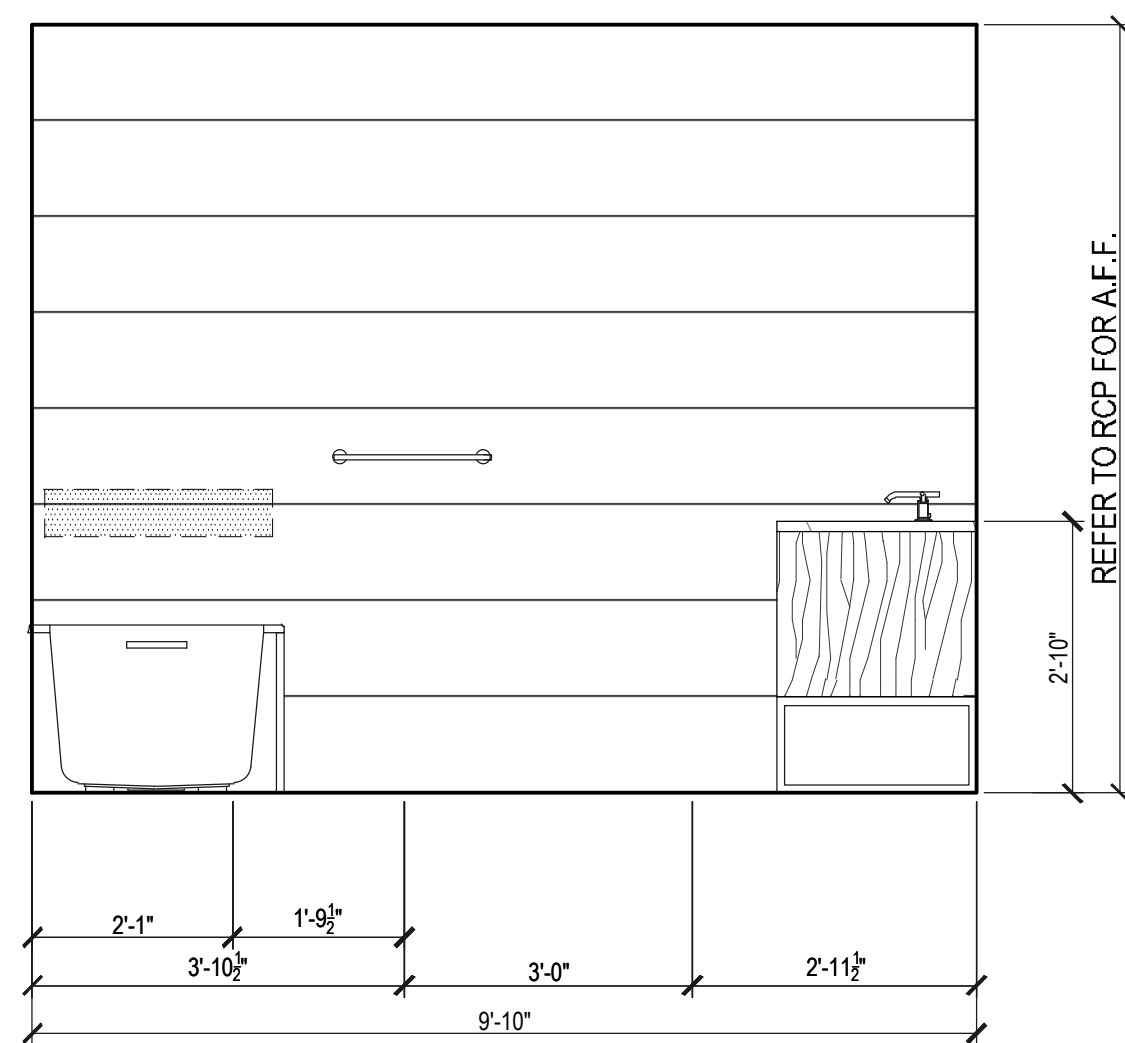
ELEVATION A
Scale: 1/2"=1'



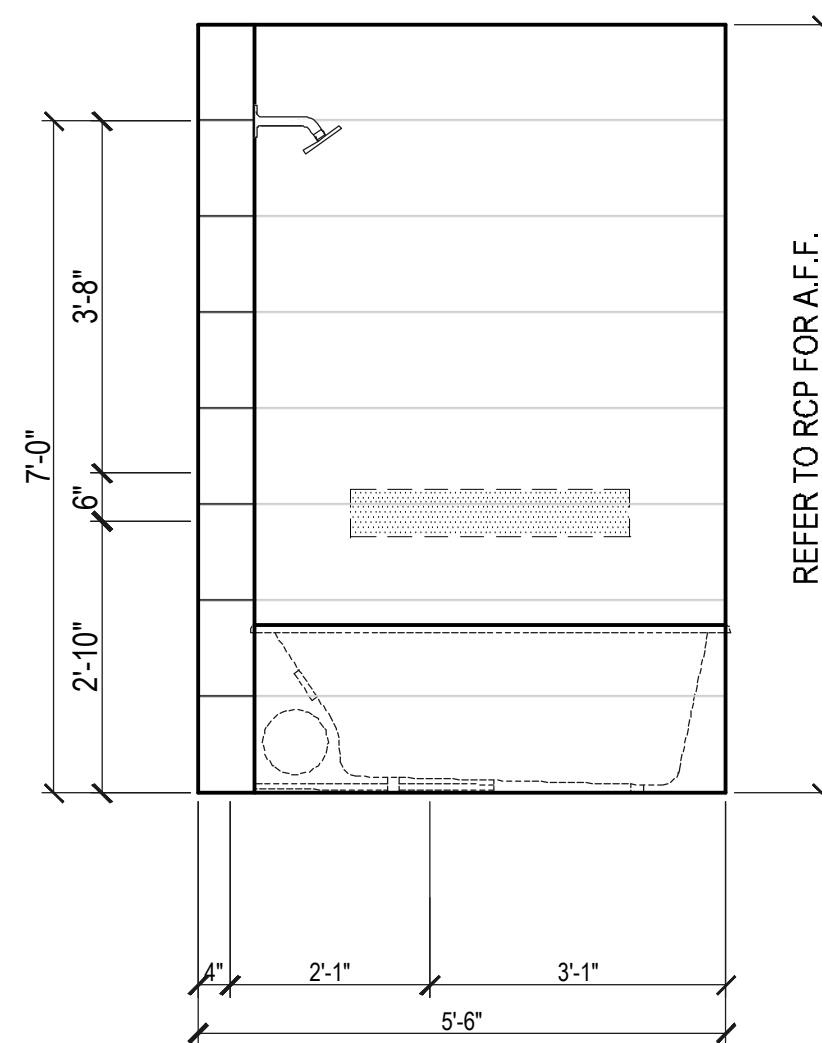
PLAN T 001 S 002
Scale: 1/2"=1'

FLOOR	APARTMENT(S)	REMARKS (CHECK PLANS FOR ORIENTATION)	PLAN
3RD	01,08,11	ID TYPE-SA (SEE ID DRAWINGS)	A-103
4TH	01,08,11	ID TYPE-SA (SEE ID DRAWINGS)	A-104
5TH	02,12,13,14,28,29	ID TYPE-SA (SEE ID DRAWINGS)	A-105
6TH	02,12,13,14,28,29	ID TYPE-SA (SEE ID DRAWINGS)	A-106
7TH	01,04	ID TYPE-SA (SEE ID DRAWINGS)	A-107
8TH-19TH	01,04,12	ID TYPE-SA (SEE ID DRAWINGS)	A-108

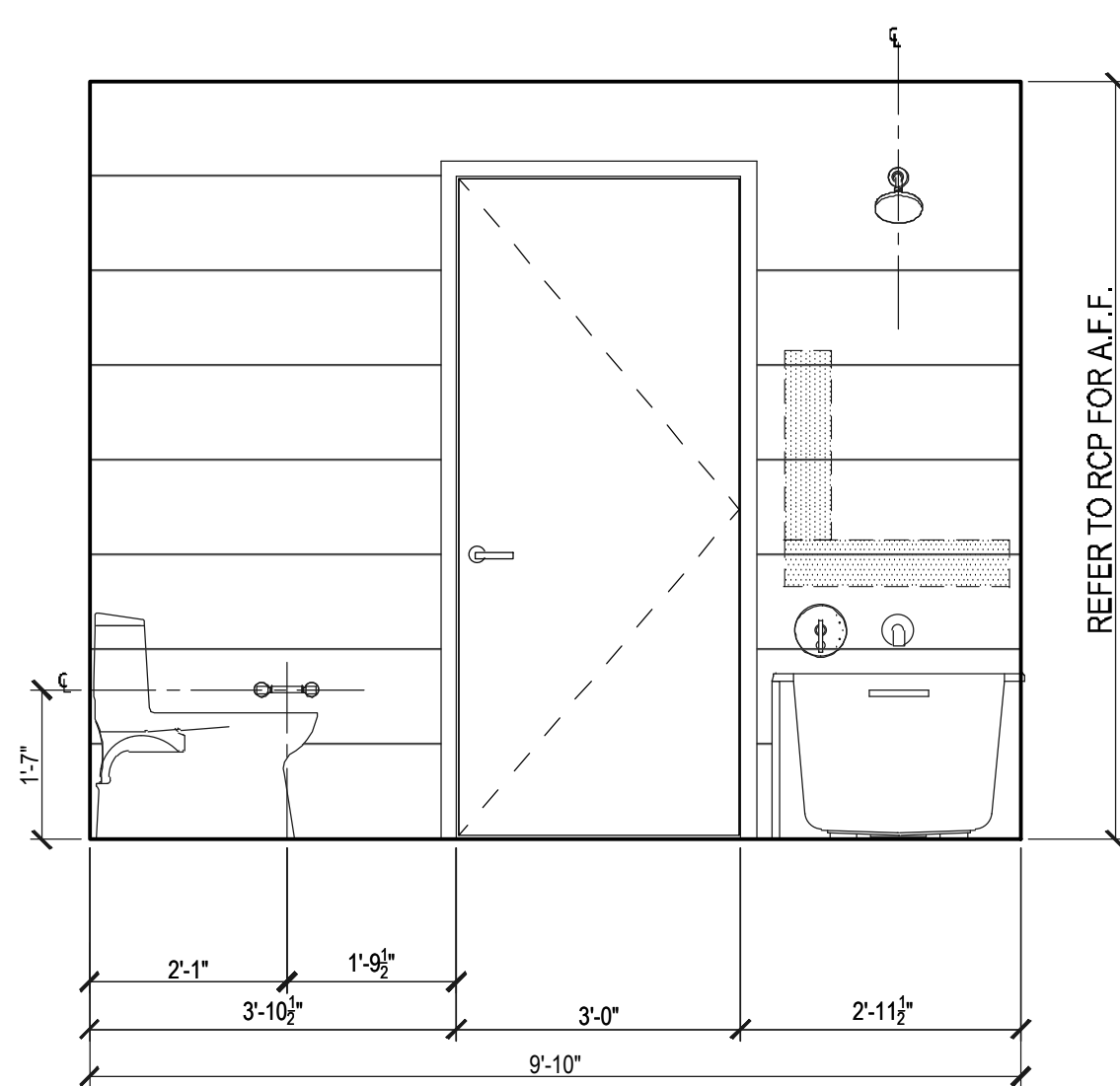
FLOOR	APARTMENT(S)	REMARKS (CHECK PLANS FOR ORIENTATION)	PLAN
20TH-35TH	01,04,12	ID TYPE-SA (SEE ID DRAWINGS)	A-110
37TH	04,05	ID TYPE-SA (SEE ID DRAWINGS)	A-111
38TH-50TH	04,05	ID TYPE-SA (SEE ID DRAWINGS)	A-112
51ST-61ST	04,05	ID TYPE-SA (SEE ID DRAWINGS)	A-113
62ND	04,05	ID TYPE-SA (SEE ID DRAWINGS)	A-114
63RD-66TH	04,05	ID TYPE-SA (SEE ID DRAWINGS)	A-115



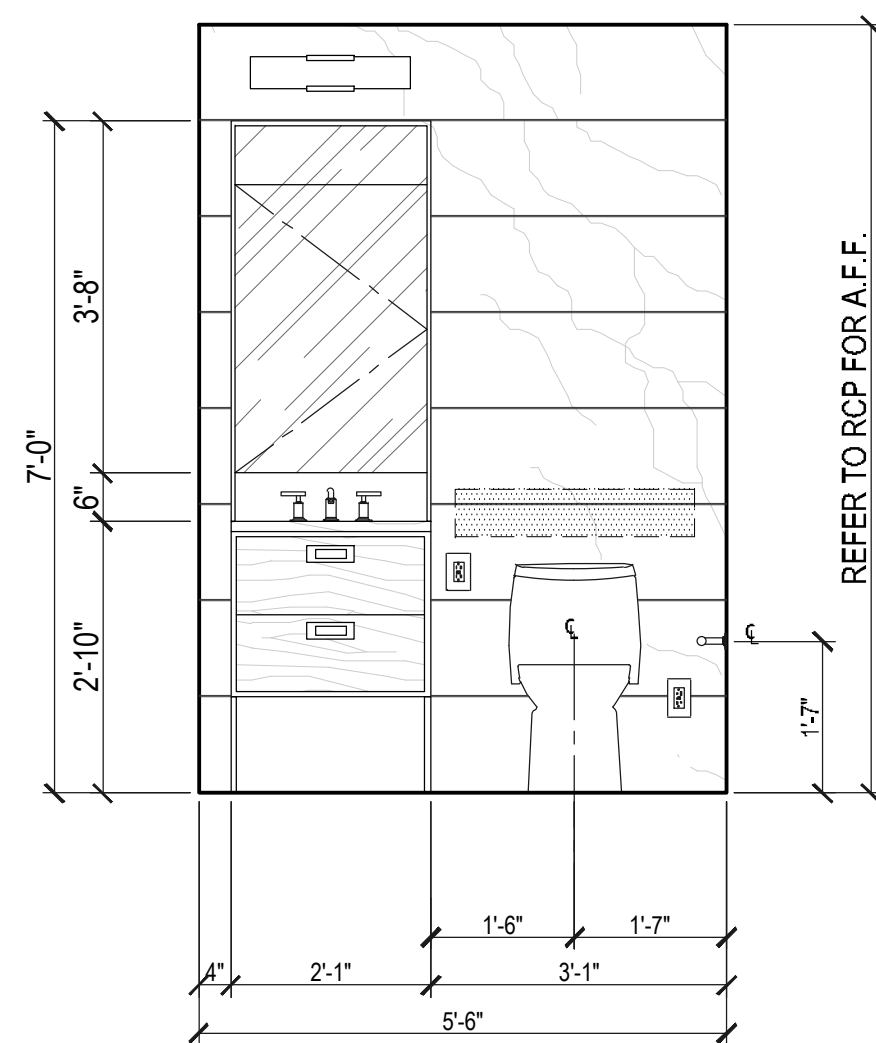
ELEVATION A
Scale: 1/2"=1'



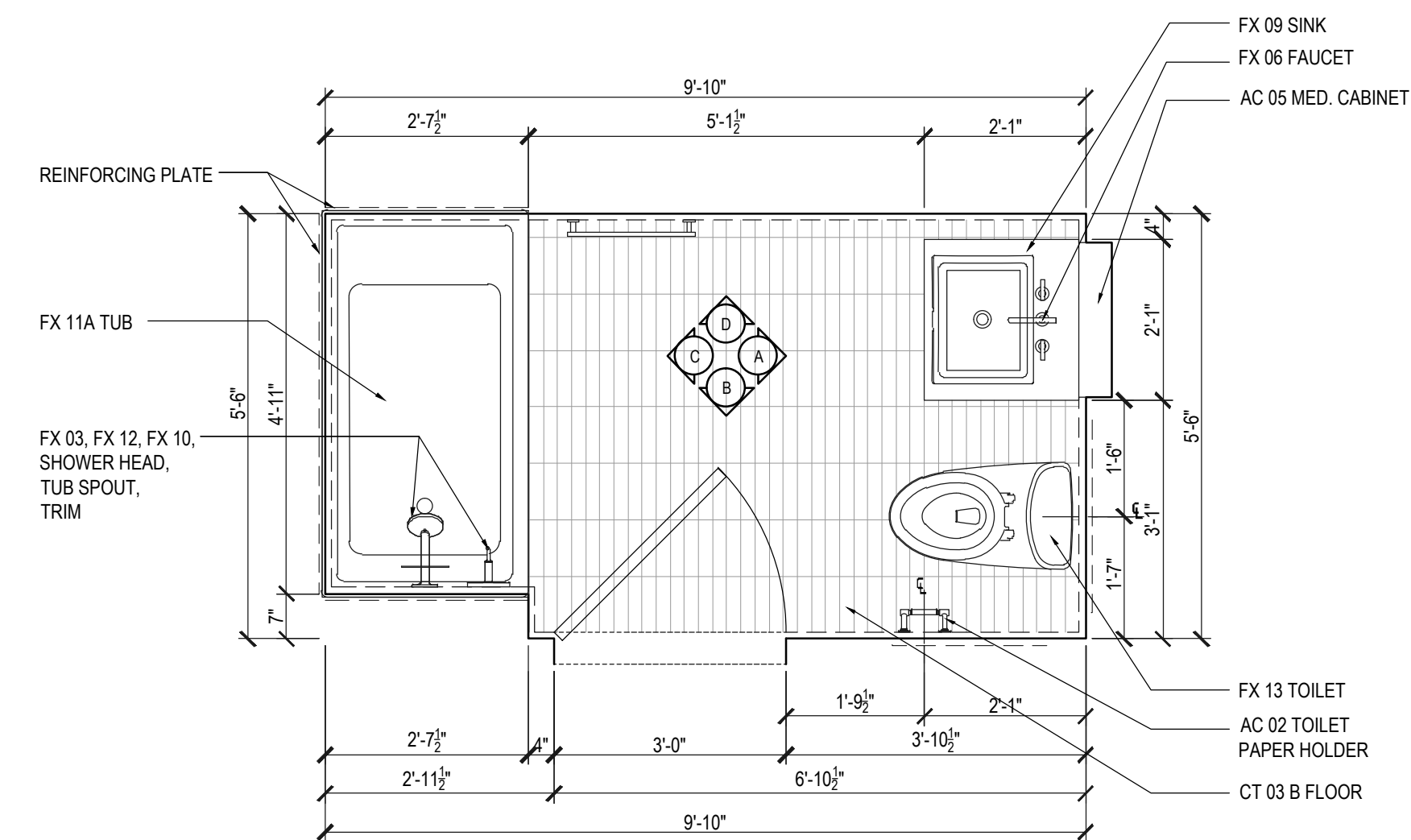
ELEVATION C
Scale: 1/2"=1'



ELEVATION B
Scale: 1/2"=1'

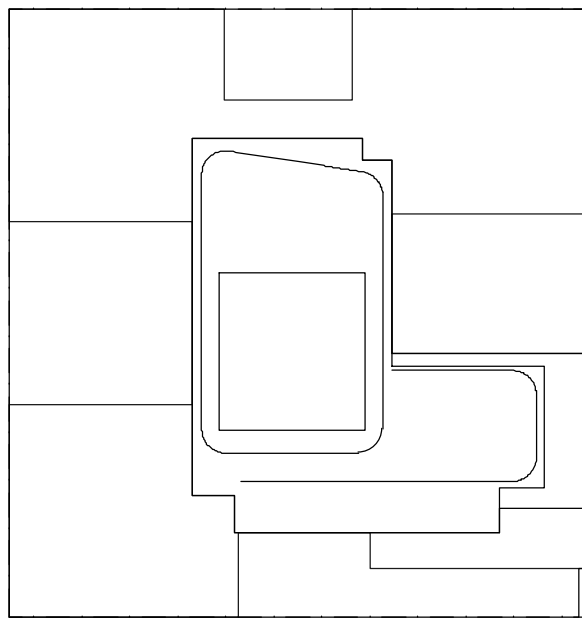


ELEVATION A
Scale: 1/2"=1'



PLAN T 001 S 003
Scale: 1/2"=1'

FLOOR	APARTMENT(S)	REMARKS (CHECK PLANS FOR ORIENTATION)	PLAN
63RD-66TH	06	ID TYPE-SB (SEE ID DRAWINGS)	A-115



NOTES:
1. SUBMIT SHOP DRAWINGS AND MOCK-UPS FOR INTERIOR DESIGNER & OWNER APPROVAL PRIOR TO FABRICATION.

NOT FOR CONSTRUCTION

10/08/2017 ISSUED FOR DOB
09/10/2017 90% CD SET
04/02/2017 60% CD SET
02/04/2017 50% CD SET
03/01/2017 ISSUED FOR DOB
02/14/2017 ISSUED FOR DOB
01/07/2017 SUPERSTRUCTURE SET
01/02/2017 ISSUED FOR DOB
11/17/2016 FACILE PHASE SET
11/11/2016 100% EDITIONARY DOB SET
10/12/2016 ISSUED FOR DOB

Number: Date: Revision:

Project:
City View Tower at Court Square
23-15 44th Drive
Long Island City, NY 11101

Client:
Cityview Tower LLC
112-15 NORTHERN BLVD, CF-2
CORONA, NY 11368
(718) 321-8652

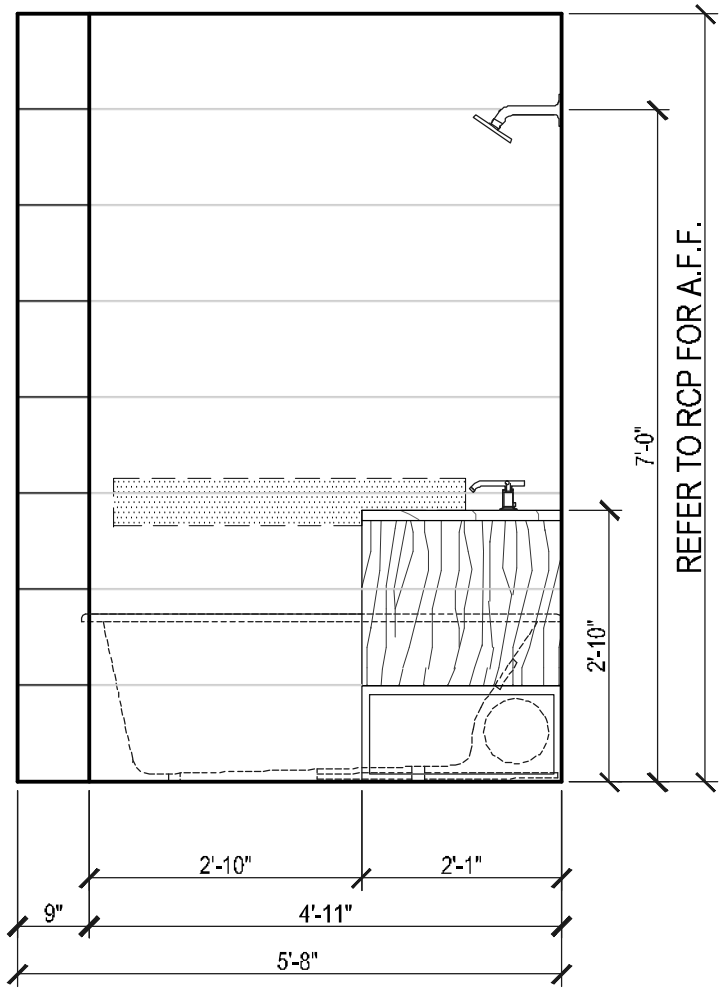
Architect:
HILL | WEST
ARCHITECTS
11 BROADWAY
17TH FLOOR
NEW YORK, NY 10004
T. 212 213 8007

Consultant:
DESIMONE CONSULTING ENGINEERS
140 Broadway 25th Floor
New York, NY, 10005
(212) 532-2211
Cosentini Associates
Two Pennsylvania Plaza, 3rd FL.
New York, NY 10121
(212) 615-3600
Whitehall
11 Broadway, 17th Floor
New York, NY 10004
(212) 908-4940

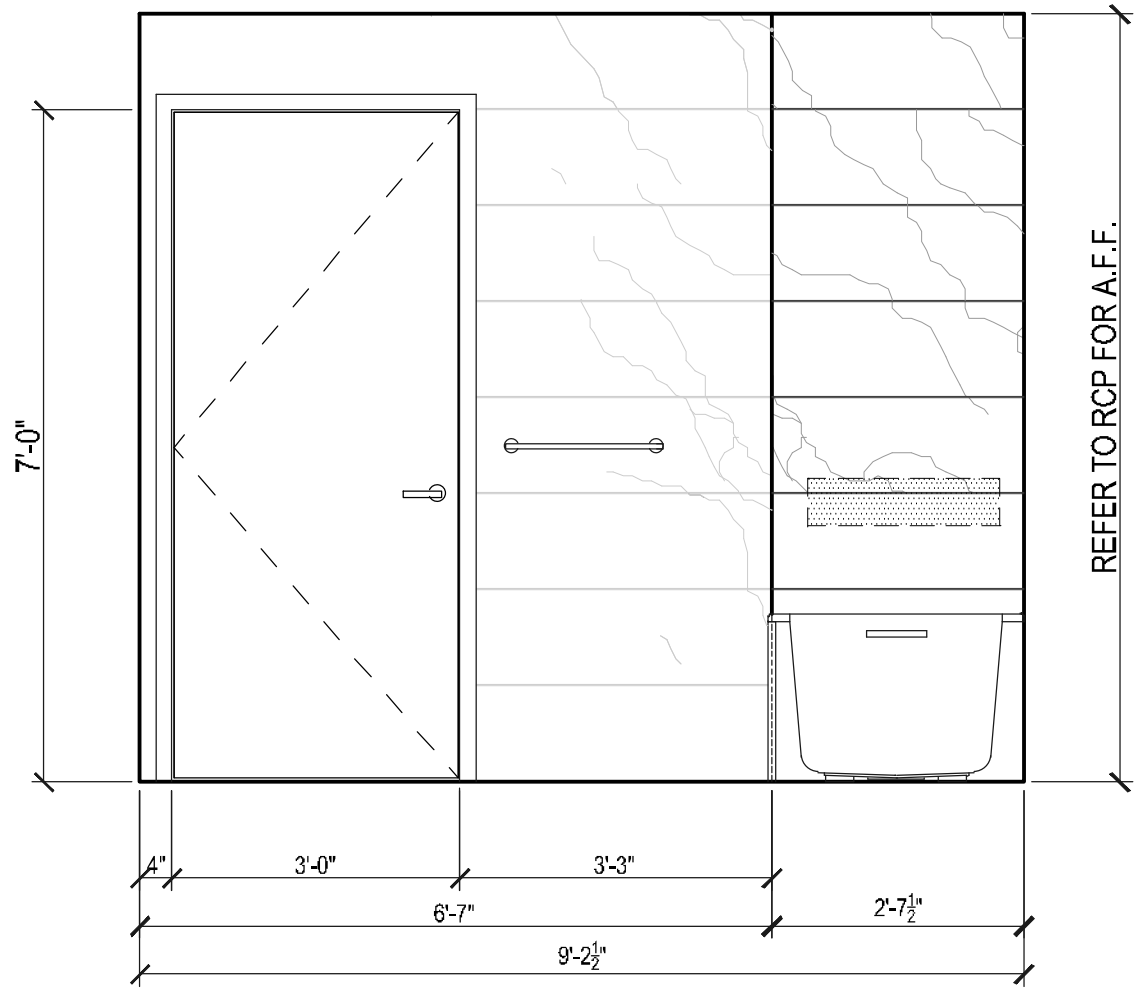
DOB STAMPS & SIGNATURES:

DWG TITLE:
SECONDARY BATHROOM PLANS & ELEVATIONS

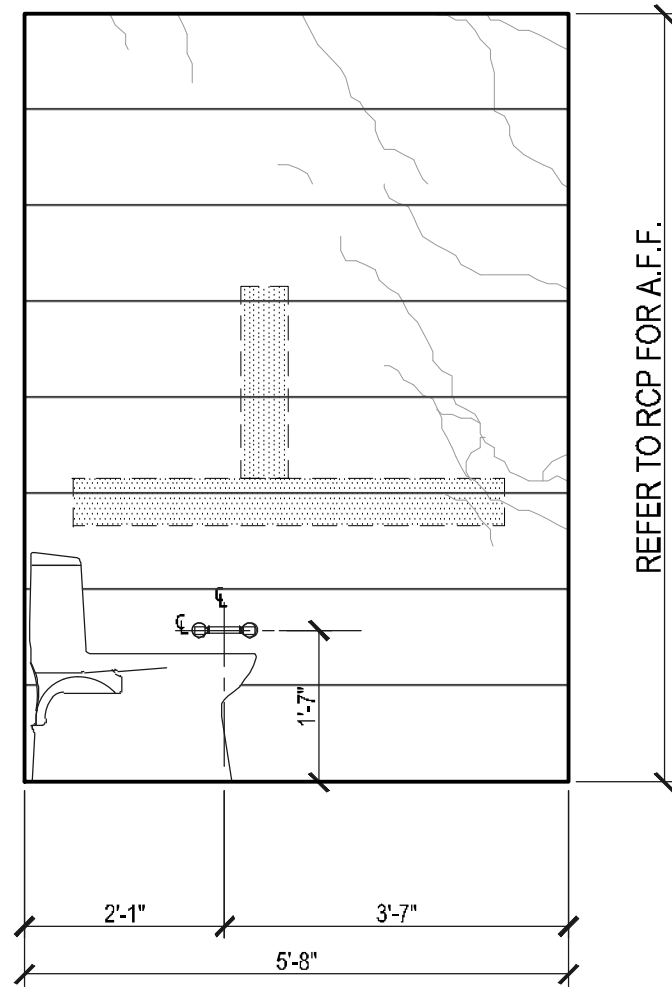
SEAL & SIGNATURE: PROJECT # 15412
DATE: 10/08/2017
SCALE: AS NOTED
A-605.00
DWG NO.



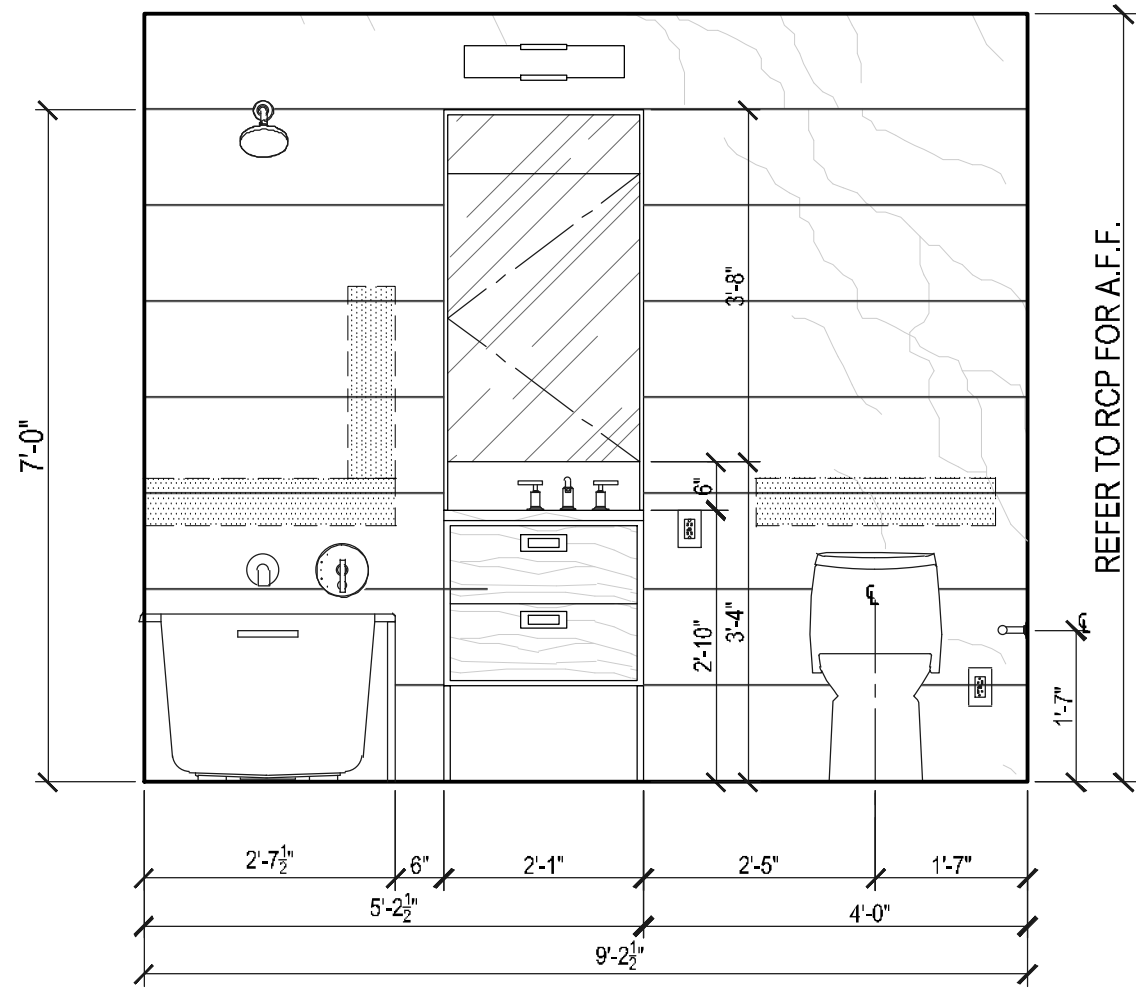
ELEVATION C
Scale: 1/2"=1'



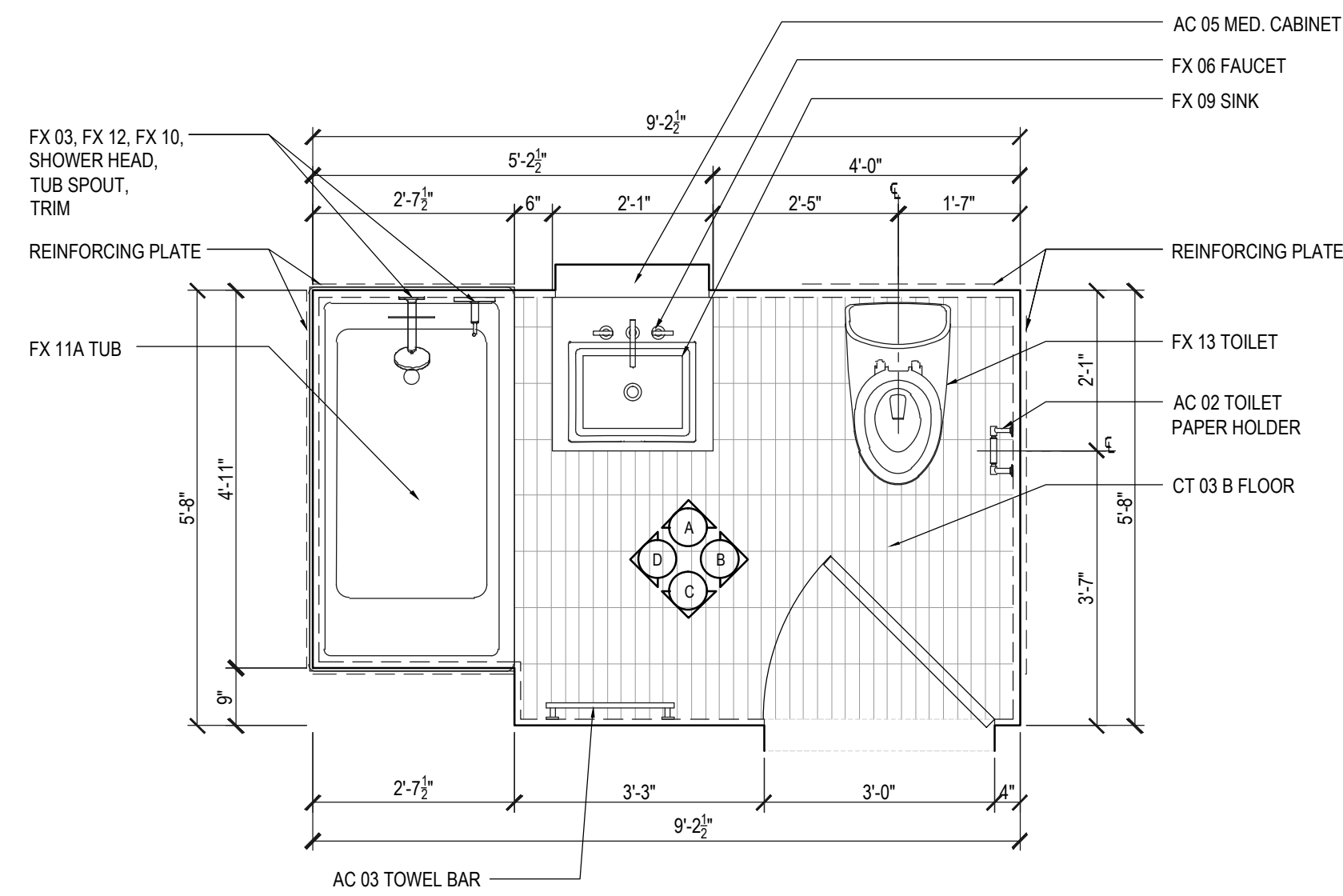
ELEVATION C
Scale: 1/2"=1'



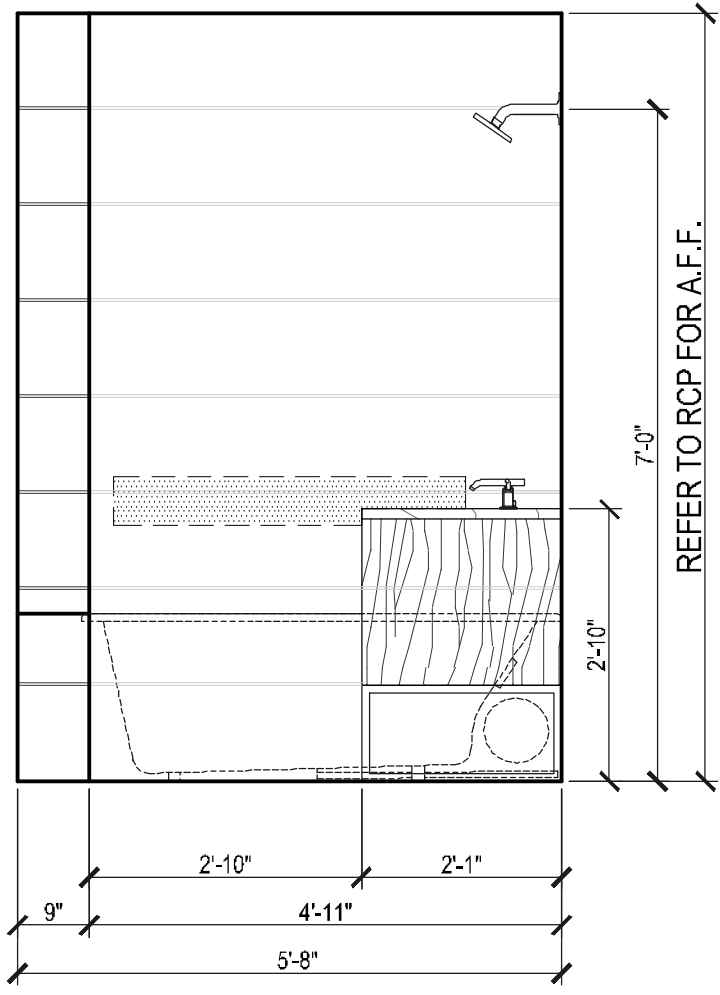
ELEVATION C
Scale: 1/2"=1'



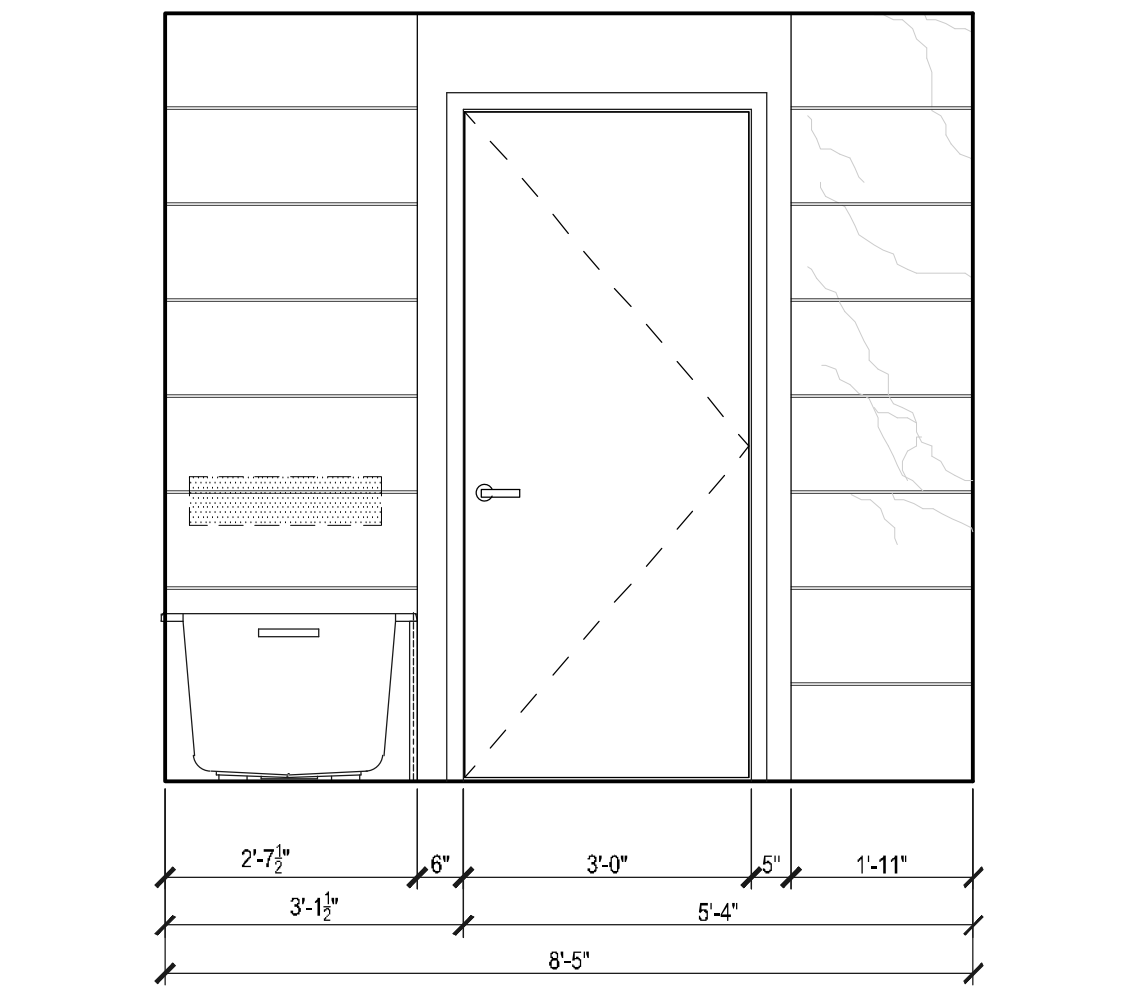
ELEVATION A
Scale: 1/2"=1'



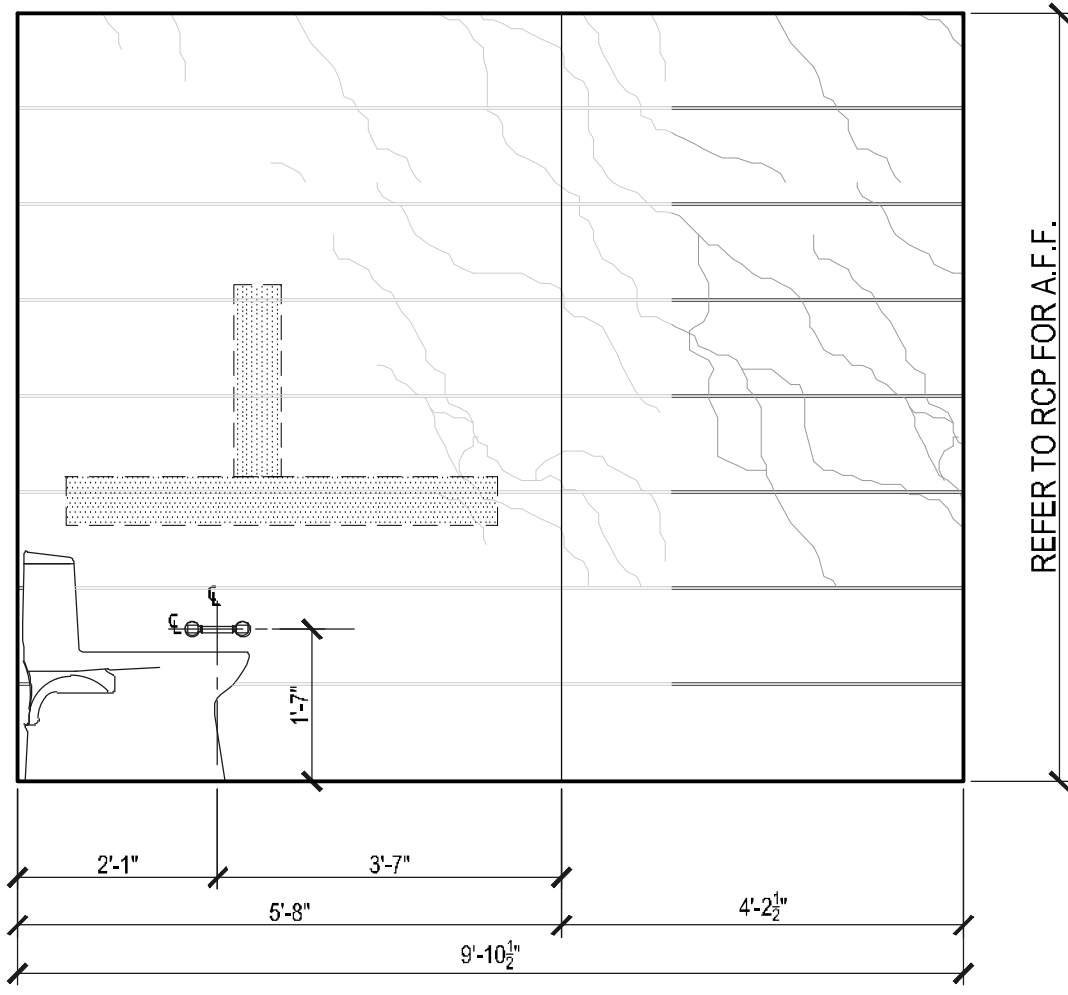
PLAN T001 S304
Scale: 1/2"=1'



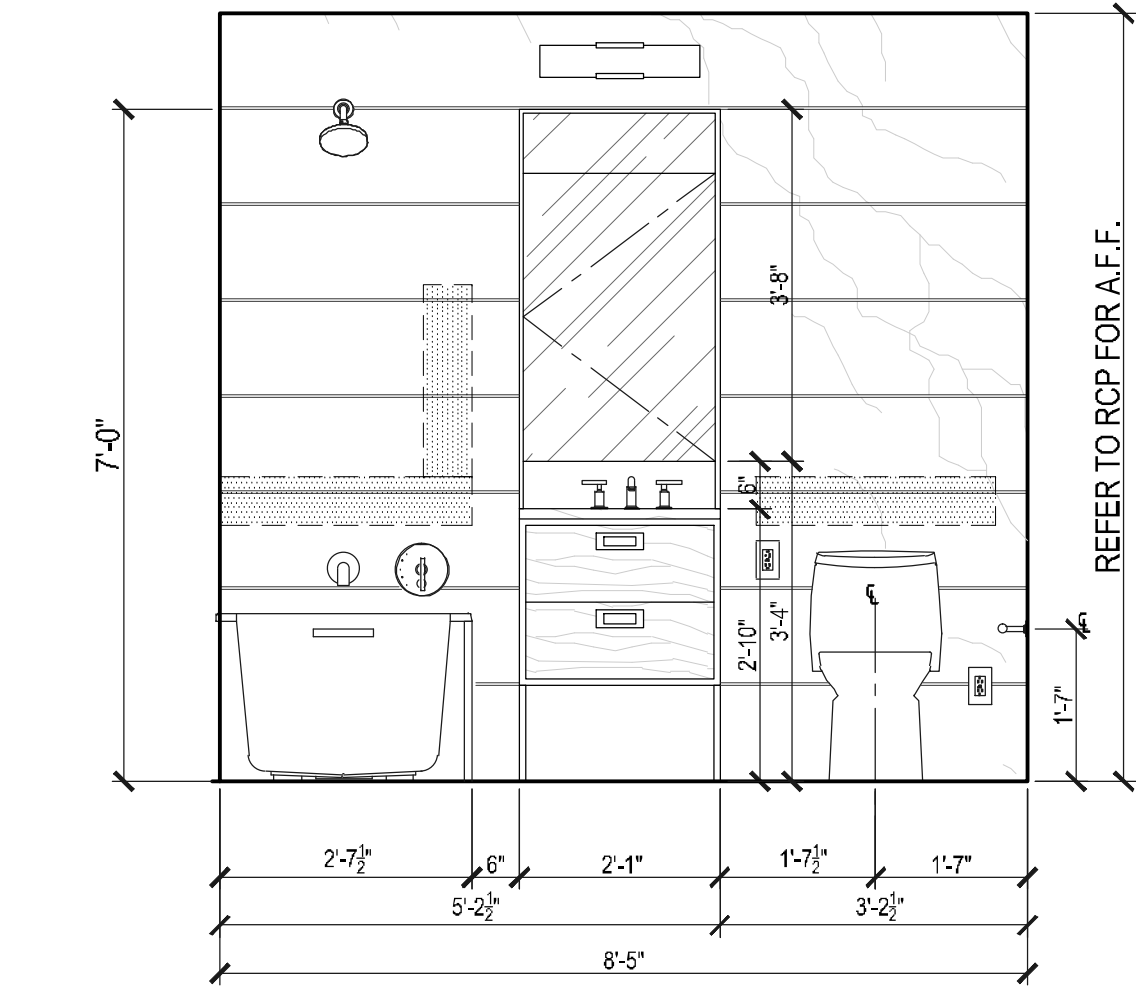
ELEVATION C
Scale: 1/2"=1'



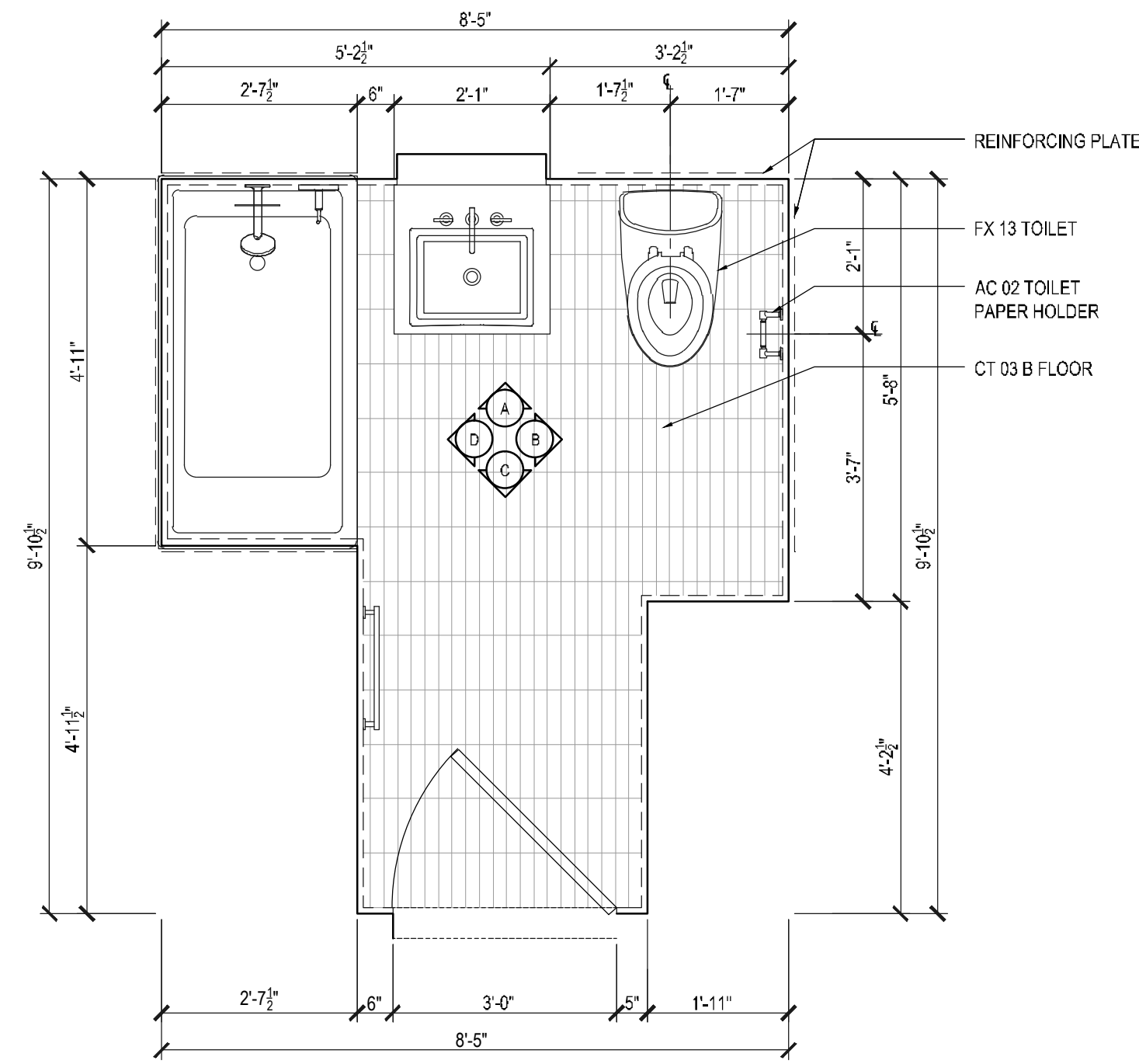
ELEVATION C
Scale: 1/2"=1'



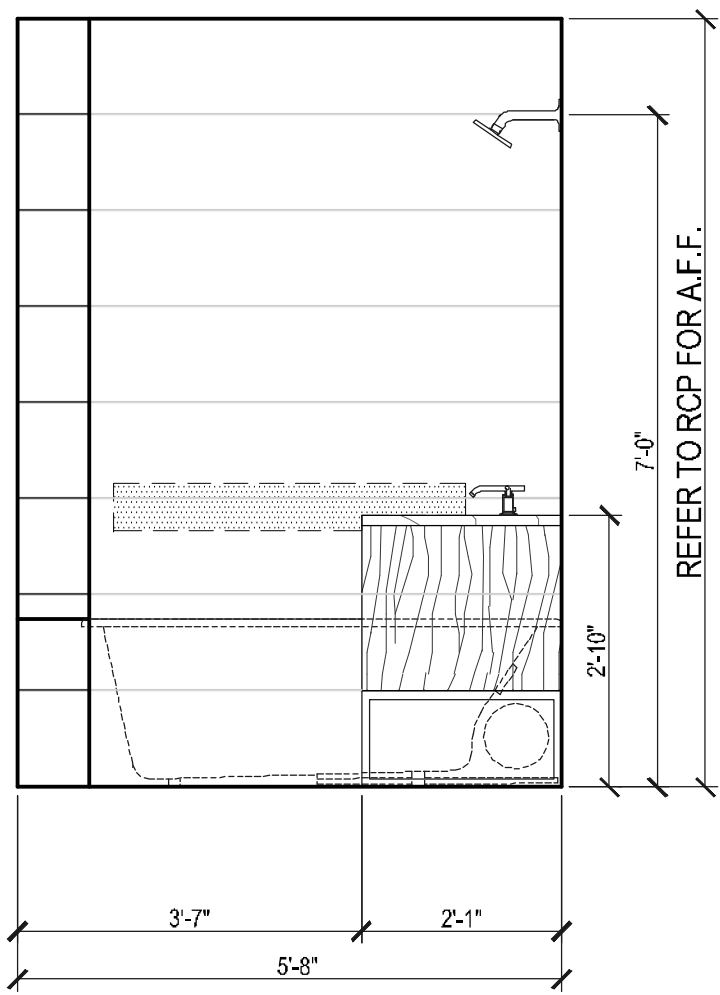
ELEVATION C
Scale: 1/2"=1'



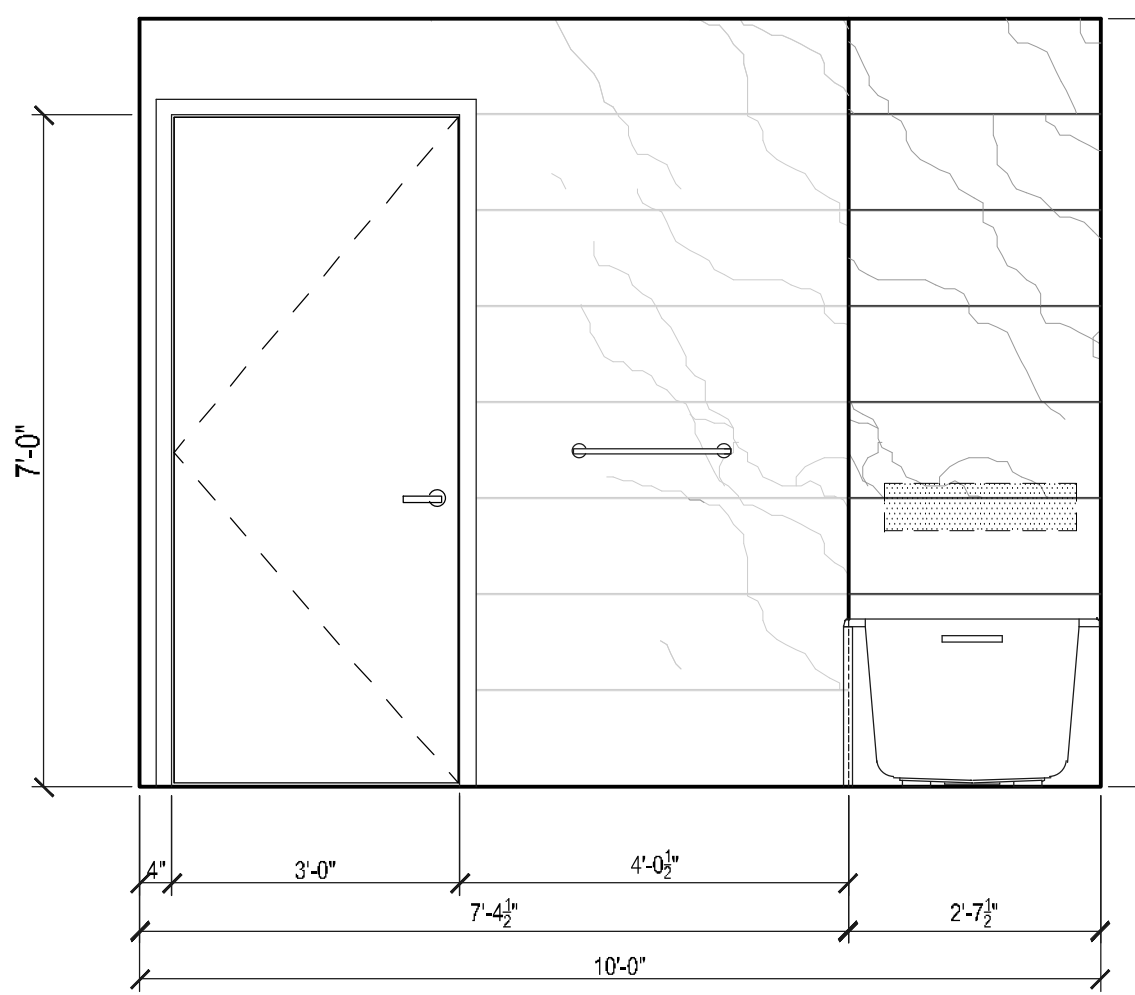
ELEVATION A
Scale: 1/2"=1'



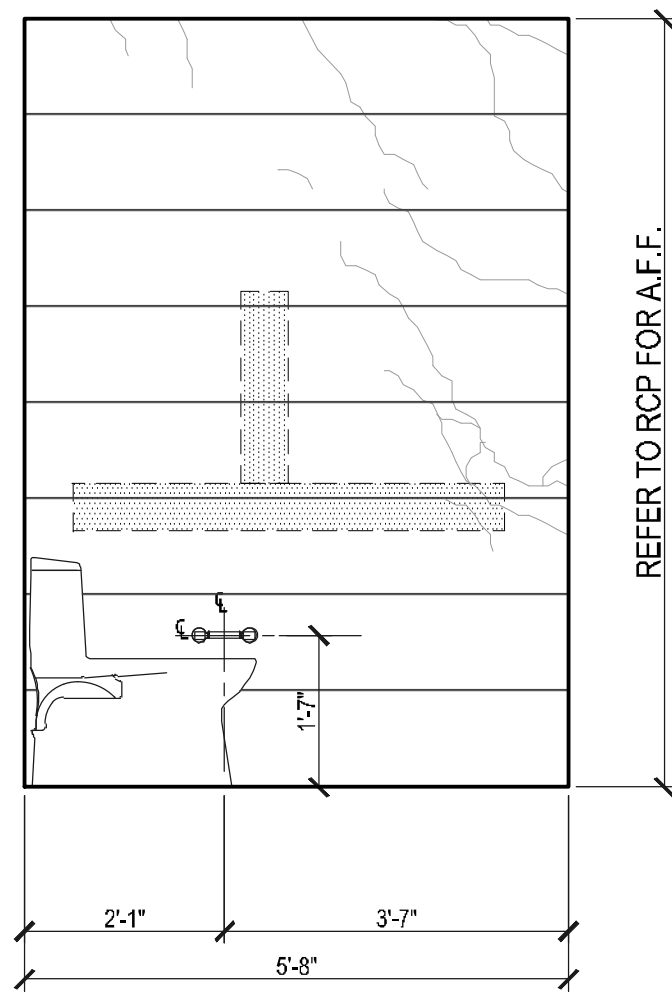
PLAN T001 S300
Scale: 1/2"=1'



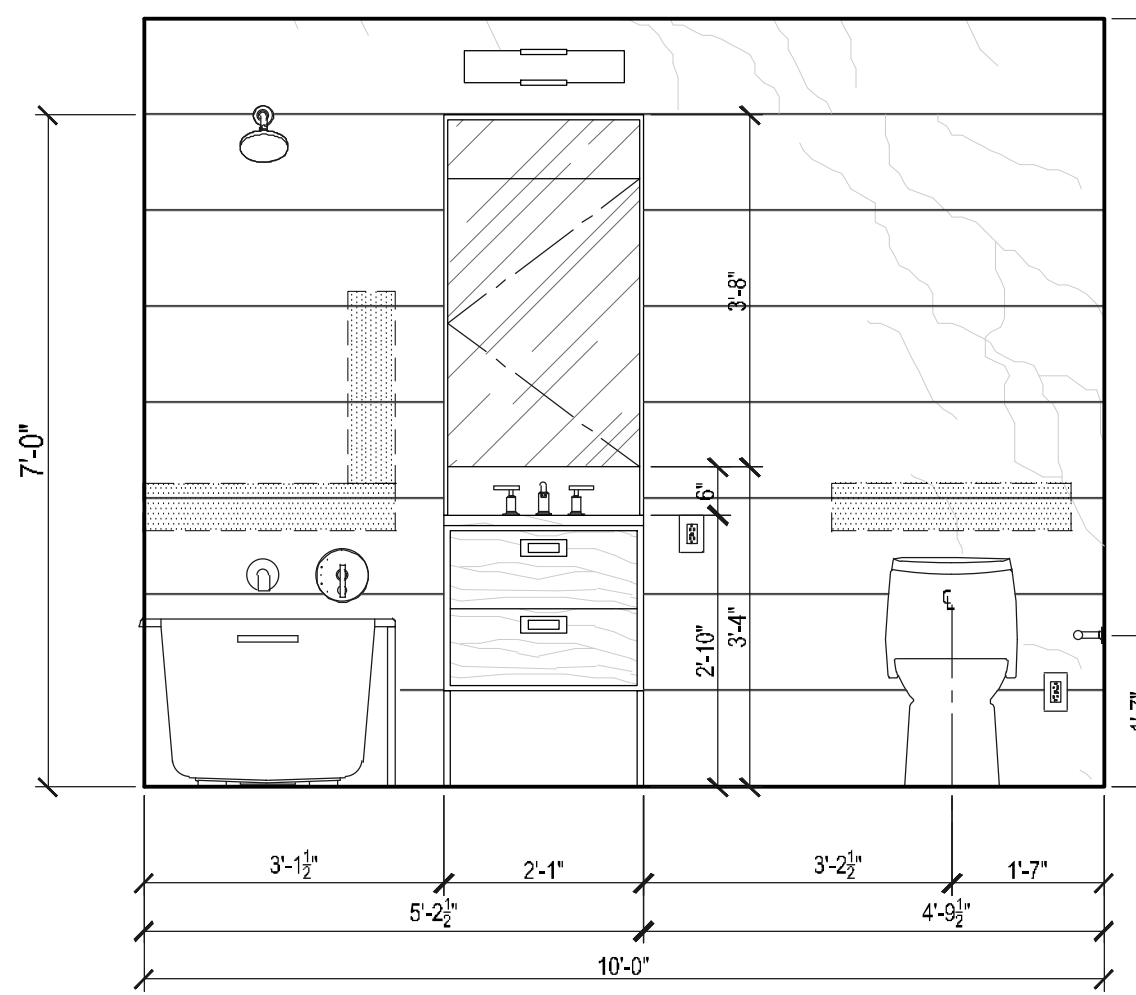
ELEVATION C
Scale: 1/2"=1'



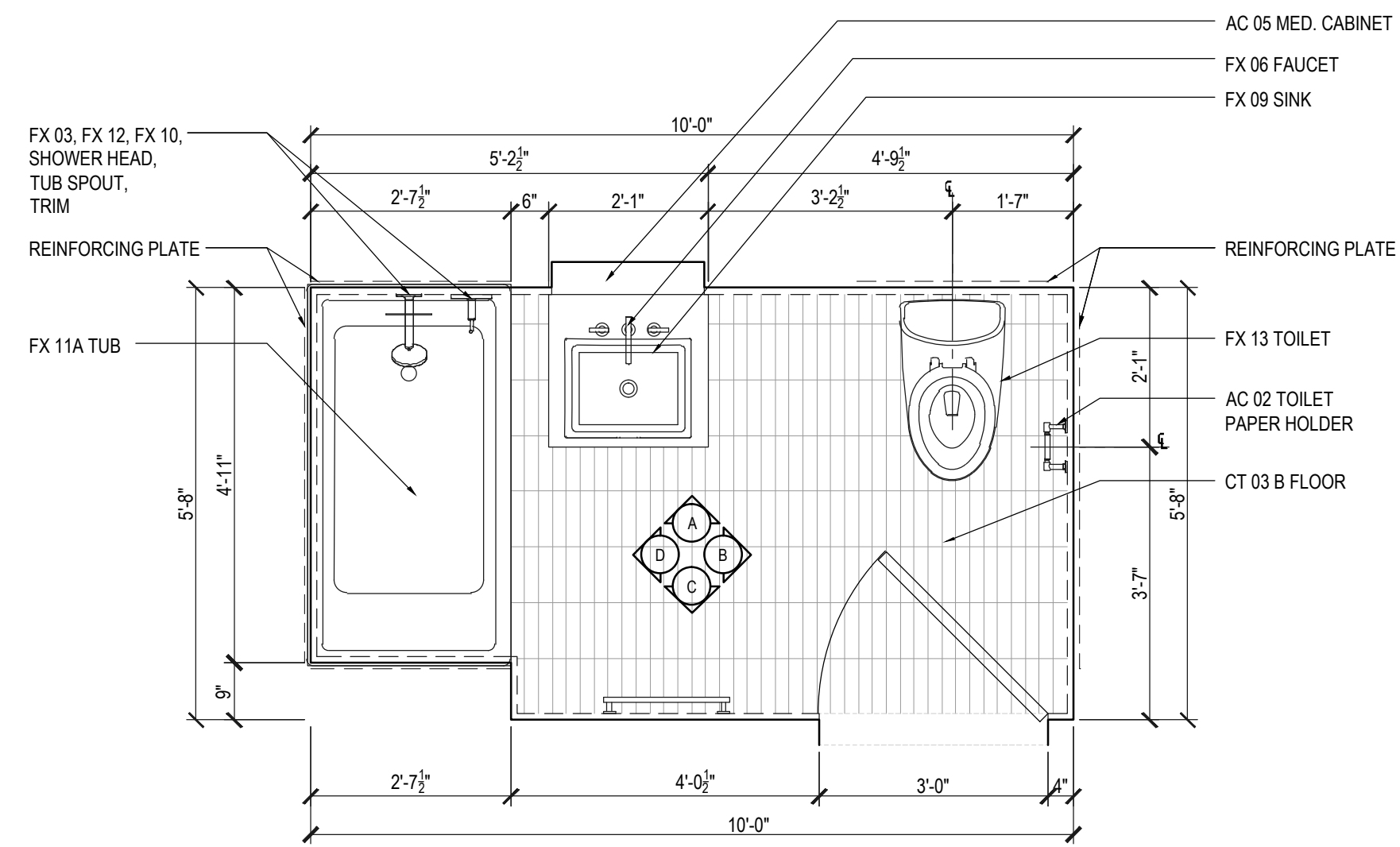
ELEVATION C
Scale: 1/2"=1'



ELEVATION C
Scale: 1/2"=1'



ELEVATION A
Scale: 1/2"=1'

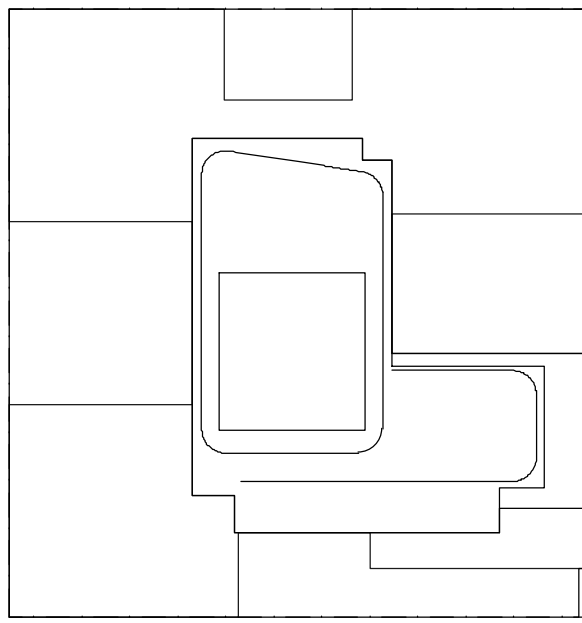


PLAN T001 S300
Scale: 1/2"=1'

APPENDIX P BATHROOM		DIMENSIONS ARE TO FINISH GYPSUM BOARD, TYP.	
FLOOR	APARTMENT(S)	REMARKS (CHECK PLANS FOR ORIENTATION)	PLAN
37TH	11	ID TYPE-SA (SEE ID DRAWINGS)	A-111
38TH-60TH	11	ID TYPE-SA (SEE ID DRAWINGS)	A-112
51ST-61ST	11	ID TYPE-SA (SEE ID DRAWINGS)	A-113
62ND	11	ID TYPE-SA (SEE ID DRAWINGS)	A-114
63RD-66TH	08	ID TYPE-SA (SEE ID DRAWINGS)	A-115

APPENDIX P BATHROOM		DIMENSIONS ARE TO FINISH GYPSUM BOARD, TYP.	
FLOOR	APARTMENT(S)	REMARKS (CHECK PLANS FOR ORIENTATION)	PLAN
5TH	01	ID TYPE-SA (SEE ID DRAWINGS)	A-105

APPENDIX P BATHROOM		DIMENSIONS ARE TO FINISH GYPSUM BOARD, TYP.	
FLOOR	APARTMENT(S)	REMARKS (CHECK PLANS FOR ORIENTATION)	PLAN
20TH-35TH	07	ID TYPE-SA (SEE ID DRAWINGS)	A-109



NOTES:
1. SUBMIT SHOP DRAWINGS AND MOCK-UPS FOR INTERIOR DESIGNER & OWNER APPROVAL PRIOR TO FABRICATION.

NOT FOR CONSTRUCTION

10/08/2017	ISSUED FOR DOB
09/10/2017	90% CD SET AND #3
08/02/2017	60% CD SET
02/04/2017	90% CD SET
03/07/2017	ISSUED FOR DOB
03/01/2017	ISSUED FOR DOB
02/14/2017	ISSUED FOR DOB
01/07/2017	SUPPLEMENTAL SET
01/02/2017	ISSUED FOR DOB
11/07/2016	FAUCET PHASE SET
11/01/2016	100% BATHROOM DOB SET
10/12/2016	ISSUED FOR DOB
02/05/2016	DOB PLUMB SET

Project:
City View Tower at Court Square
23-15 44th Drive
Long Island City, NY 11101

Client:
Cityview Tower LLC
112-15 NORTHERN BLVD, CF-2
CORONA, NY 11368
(718) 321-8652

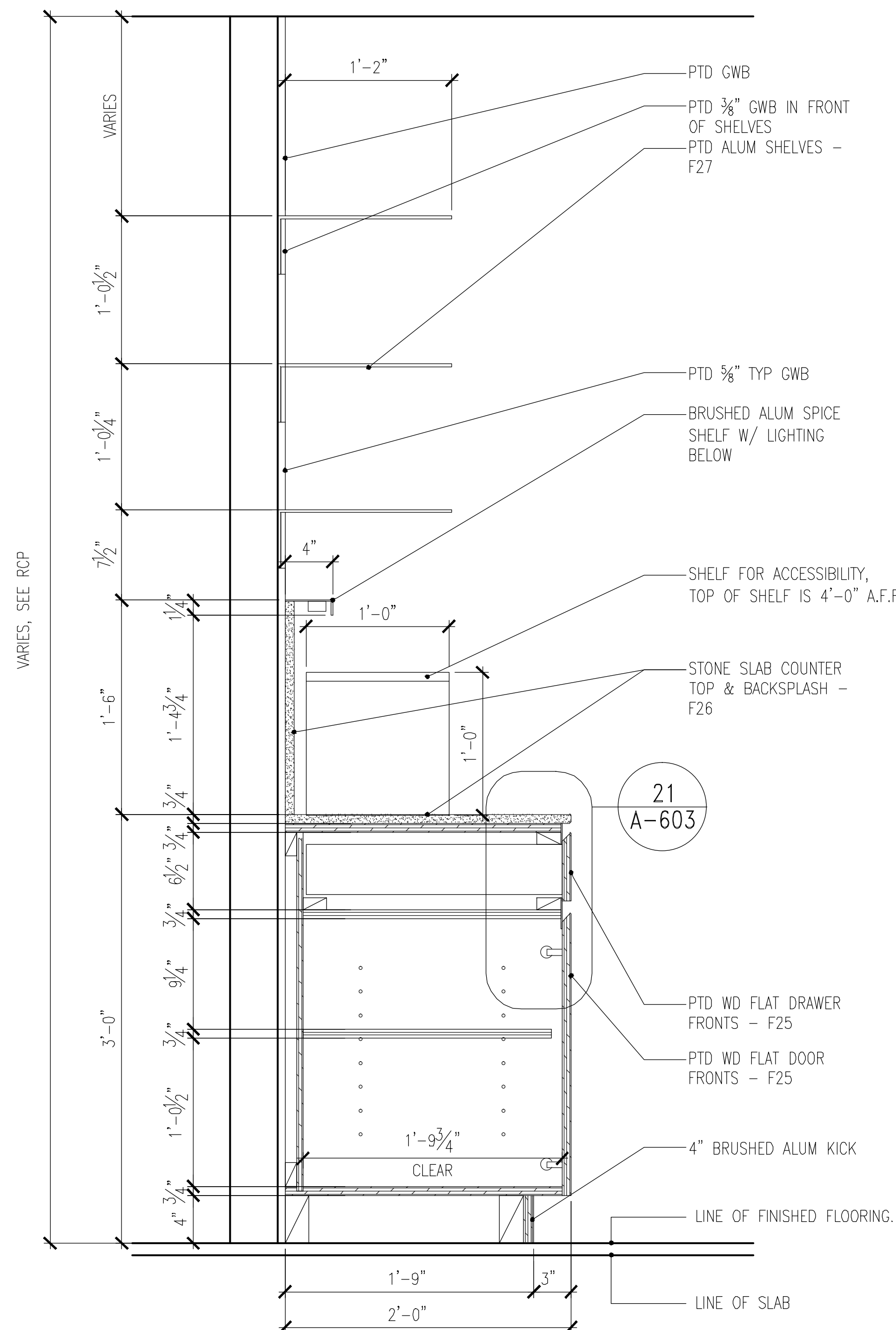
Architect:
HILL | WEST
ARCHITECTS
11 BROADWAY
17TH FLOOR
NEW YORK, NY 10004
T. 212 213 8007

Consultant:
DESIMONE CONSULTING ENGINEERS
140 Broadway 25th Floor
New York, NY 10005
(212) 532-2211
Cosentini Associates
Two Pennsylvania Plaza, 3rd FL.
New York, NY 10121
(212) 615-3600
Whitehall
11 Broadway, 17th Floor
New York, NY 10004
(212) 908-4940

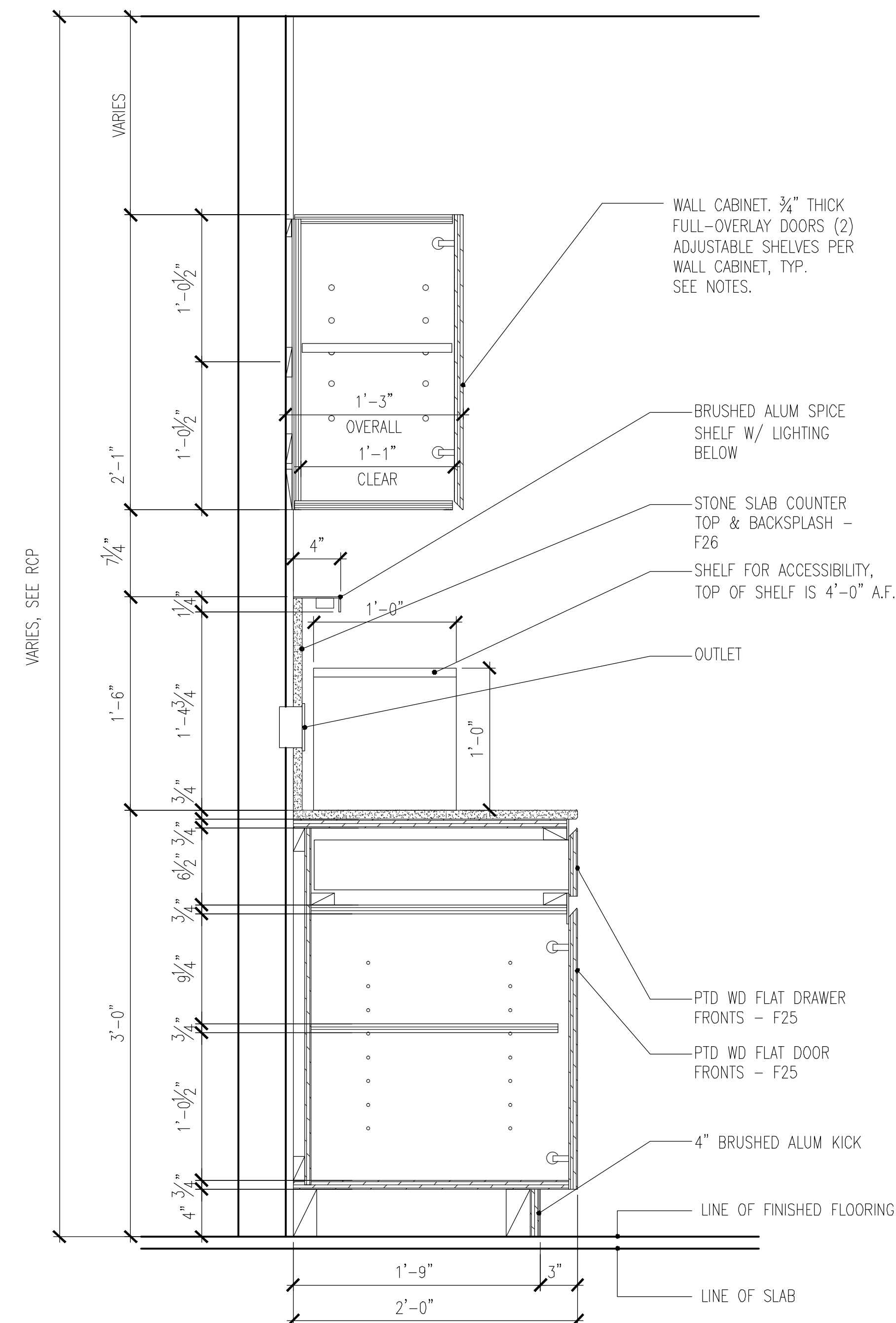
DOB STAMPS & SIGNATURES:

DWG TITLE:
SECONDARY BATHROOM
PLANS & ELEVATIONS

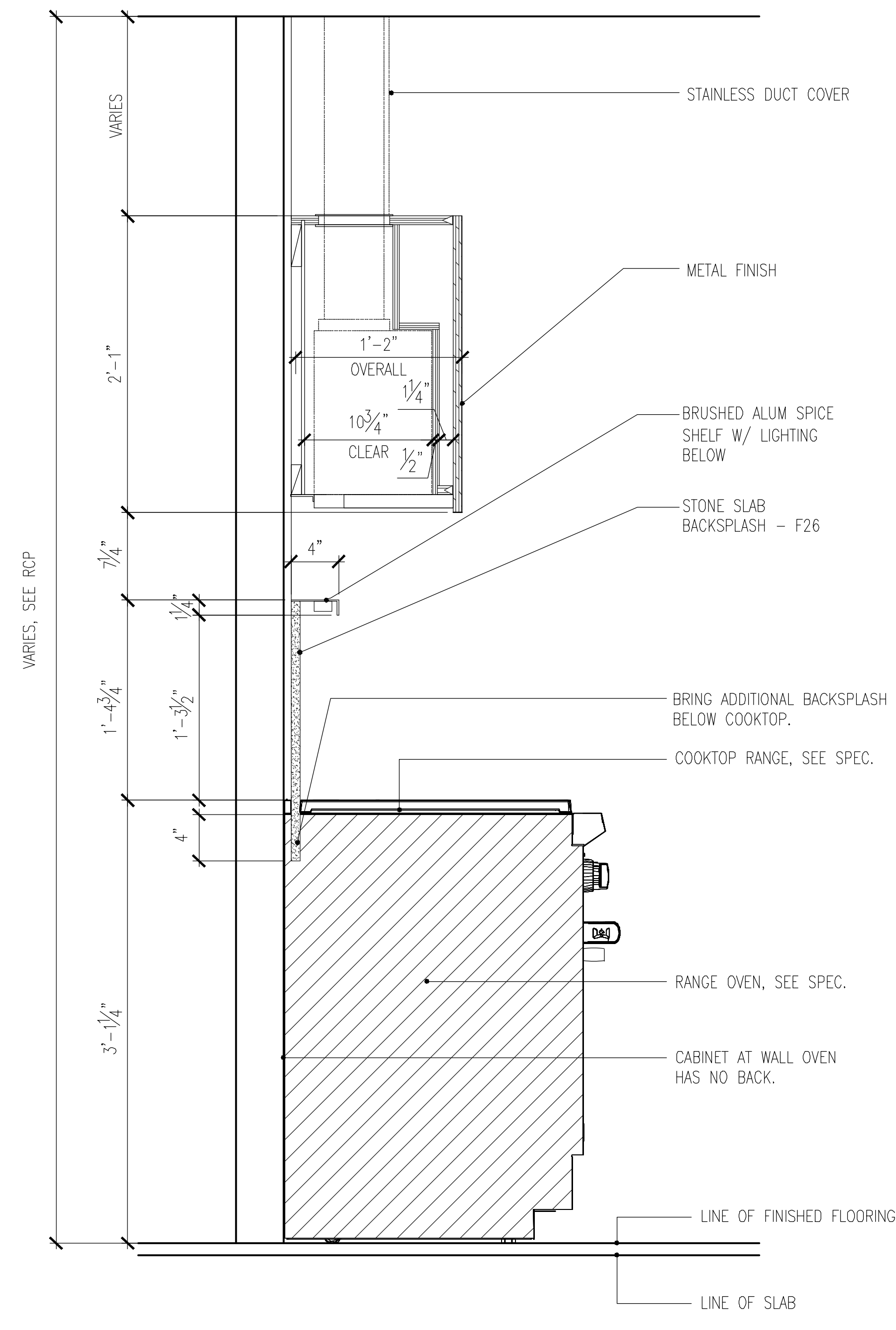
SEAL & SIGNATURE:
REGISTERED ARCHITECT
DATE: 10/08/2017
PROJECT # 15412
SCALE: AS NOTED
A-606.00
DWG NO.



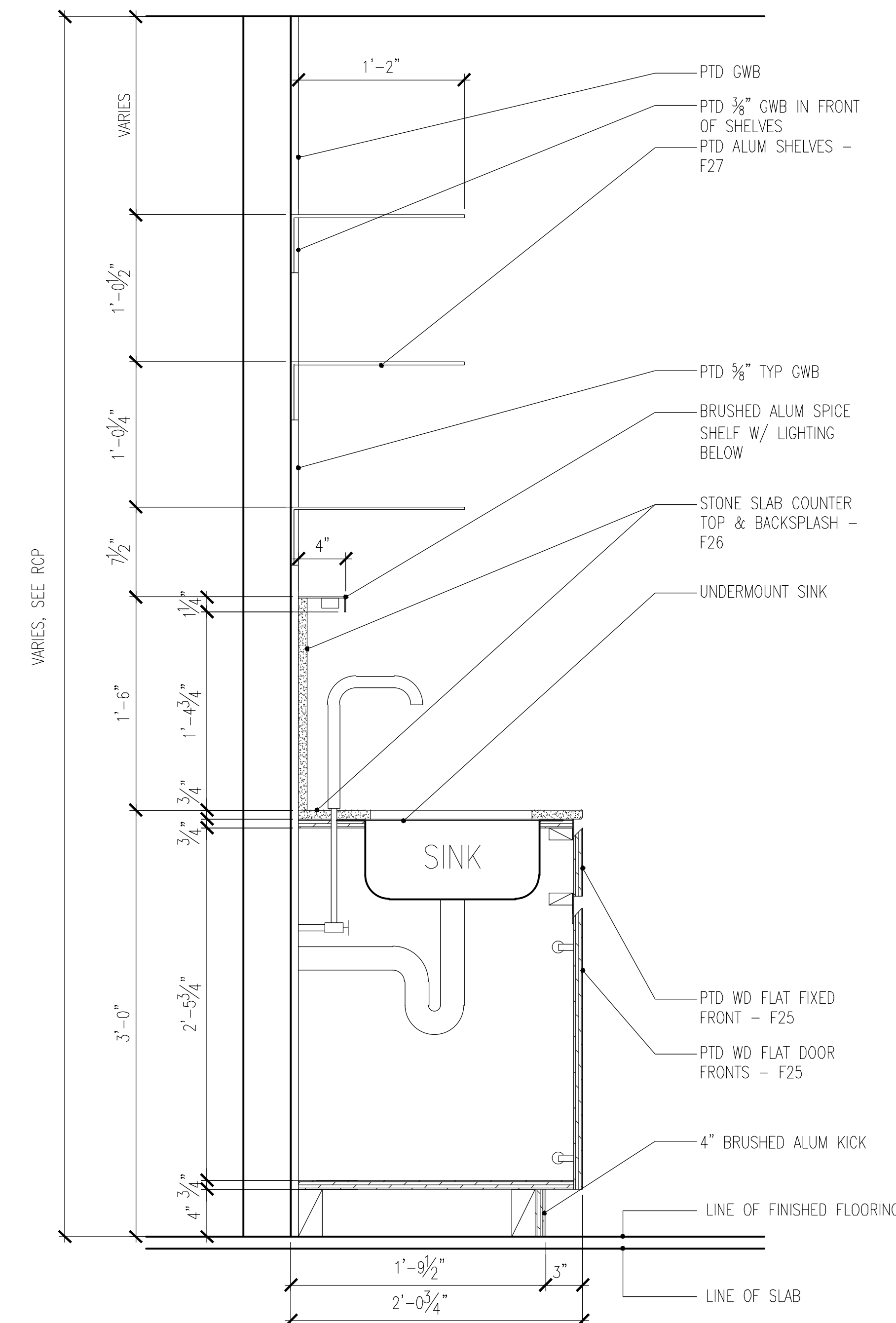
1 KITCHEN CABINETRY SECTION, SHELVING
SCALE: 1-1/2" = 1'-0"



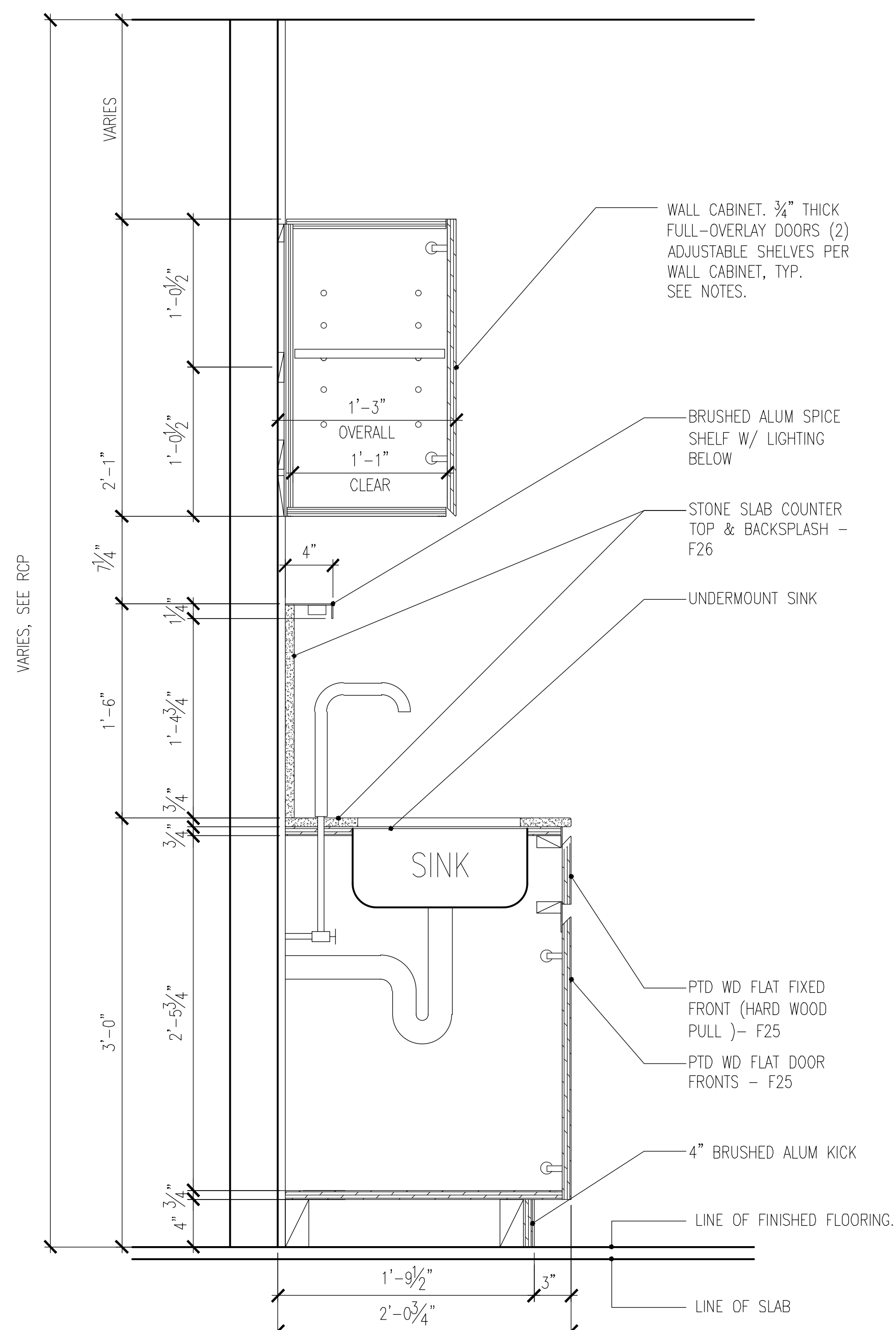
2 KITCHEN CABINETRY SECTION, DOORS
SCALE: 1-1/2" = 1'-0"



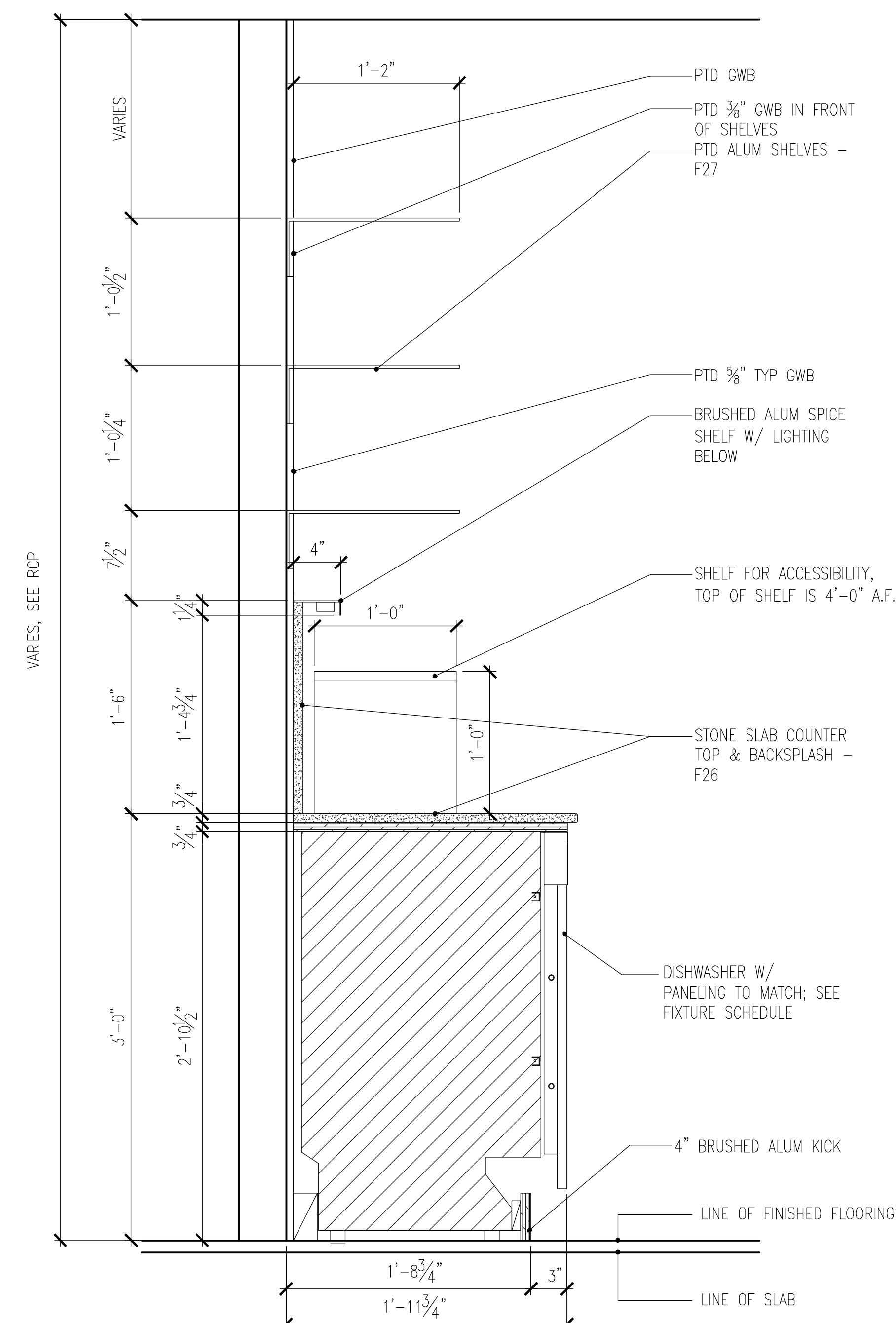
3 KITCHEN CABINETRY SECTION, RANGE/HOOD
SCALE: 1-1/2" = 1'-0"



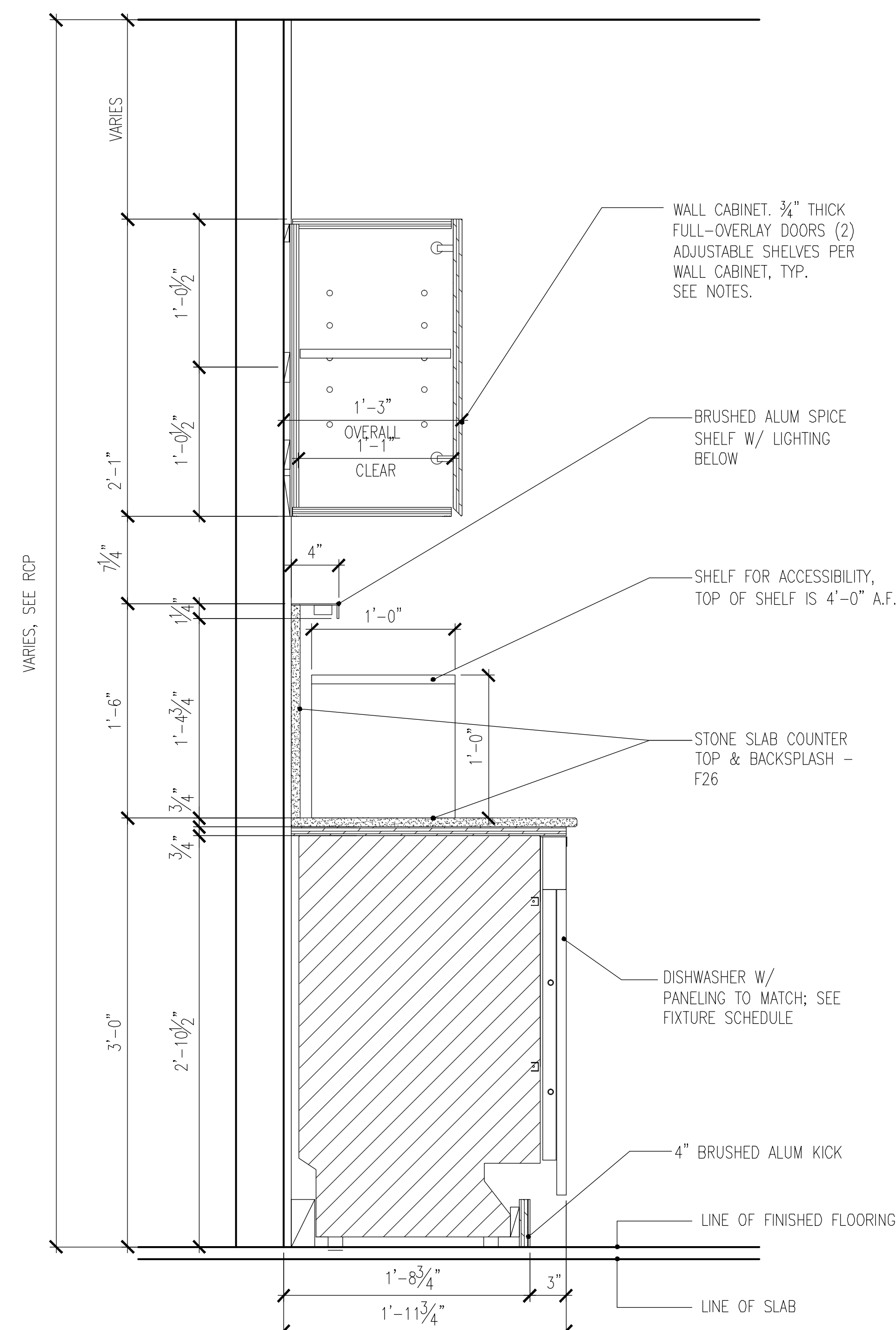
4 KITCHEN CABINETRY SECTION, SINK/SHELVING
SCALE: 1-1/2" = 1'-0"



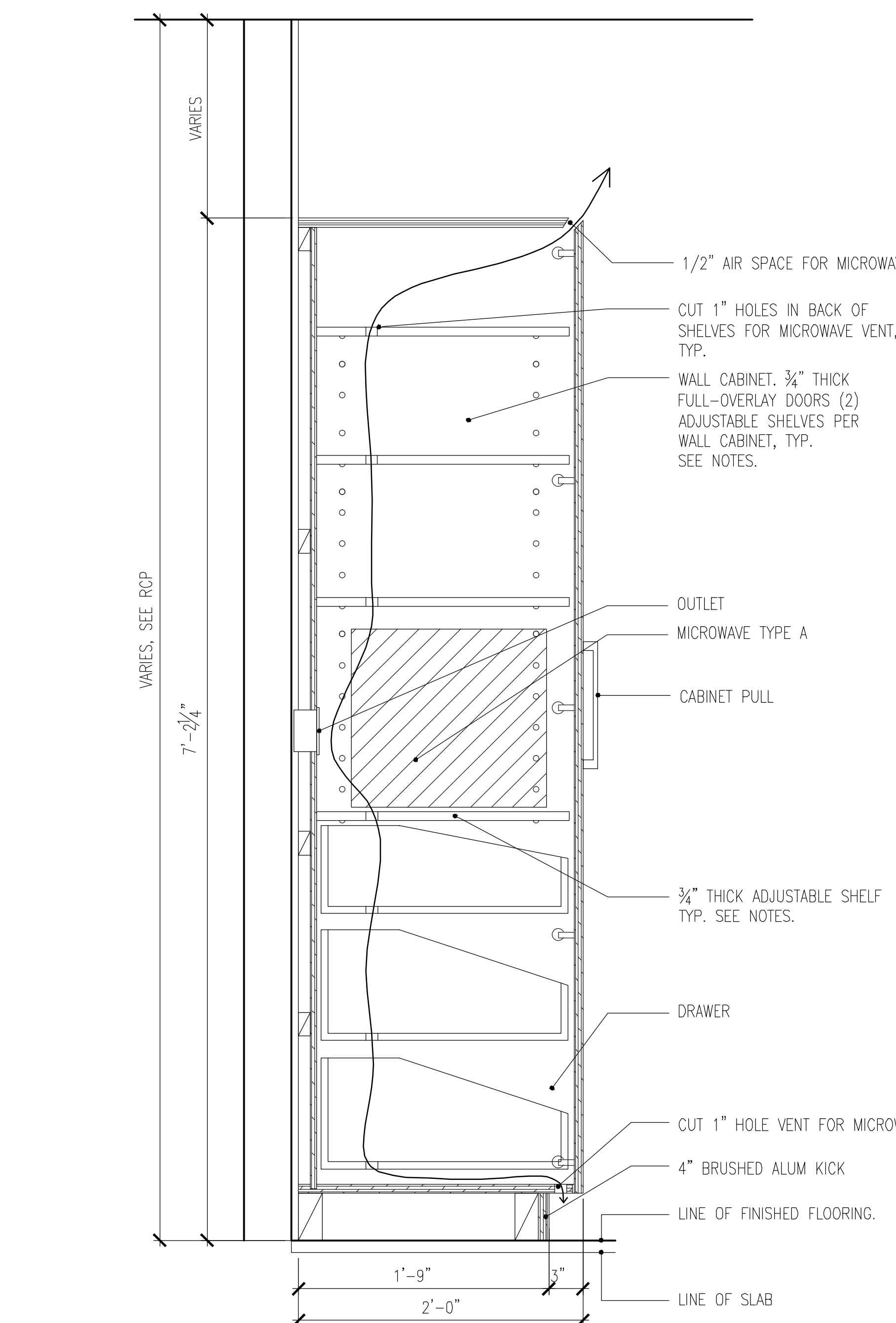
5 KITCHEN CABINETRY SECTION, SINK/DOORS
SCALE: 1-1/2" = 1'-0"



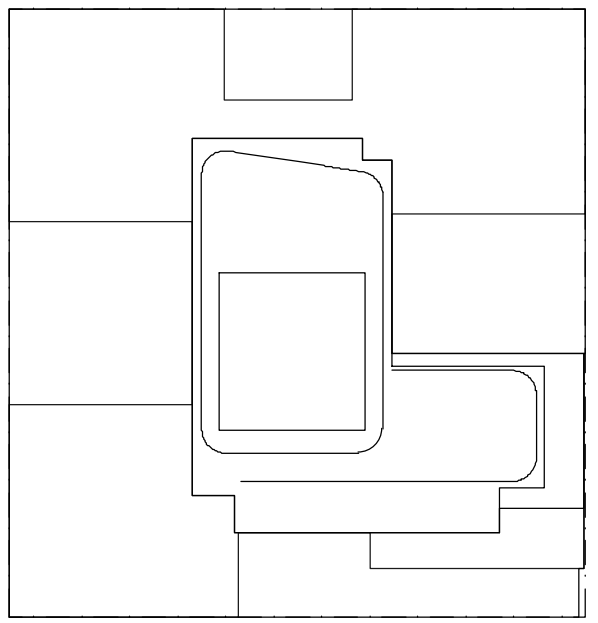
6 CABINETRY SECTION AT DISHWASHER/SHELVES
SCALE: 1-1/2" = 1'-0"



7 CABINETRY SECTION AT DISHWASHER/DOORS
SCALE: 1-1/2" = 1'-0"



8 KITCHEN CABINETRY SECTION, PANTRY
SCALE: 1-1/2" = 1'-0"



NOTES:

- NOTES:
1. SUBMIT SHOP DRAWINGS AND MOCK-UPS FOR INTERIOR DESIGNER & OWNER APPROVAL PRIOR TO FABRICATION.

NOT FOR CONSTRUCTION

10/06/2017	ISSUED FOR DOB
09/19/2017	90% CD SET
08/02/2017	60% CD SET
07/07/2017	ISSUED FOR DOB
06/10/2017	ISSUED FOR DOB
05/14/2017	ISSUED FOR DOB
04/19/2017	ISSUED FOR DOB
03/15/2017	ISSUED FOR DOB
02/15/2017	ISSUED FOR DOB
01/17/2017	ISSUED FOR DOB
11/17/2016	ISSUED FOR DOB
10/12/2016	ISSUED FOR DOB

Number:	Date:	Revision:
---------	-------	-----------

Project:
City View Tower at Court Square
23-15 44th Drive
Long Island City, NY 11101

Client:
Cityview Tower LLC
112-15 NORTHERN BLVD, CF-2
CORONA, NY 11368
(718) 321-8652




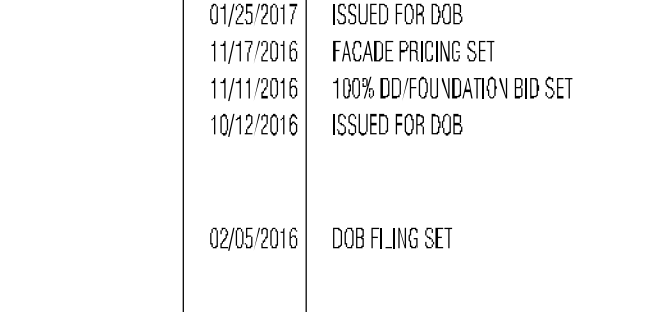
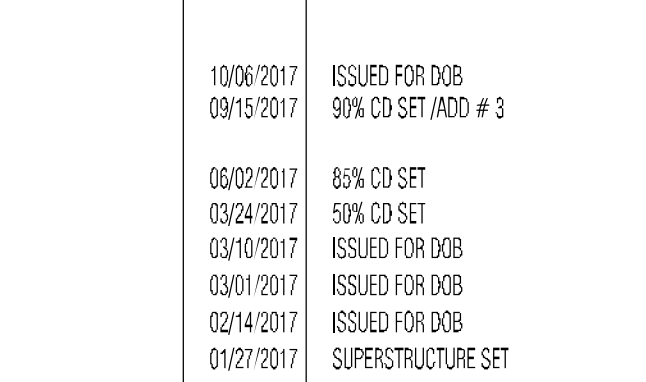
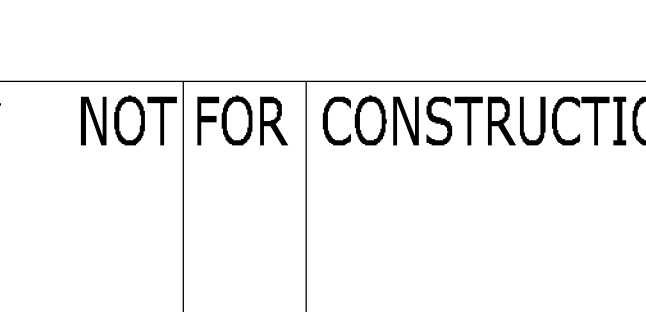

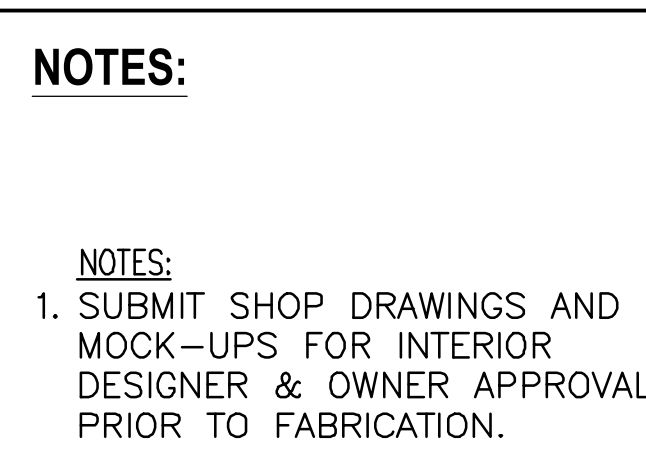
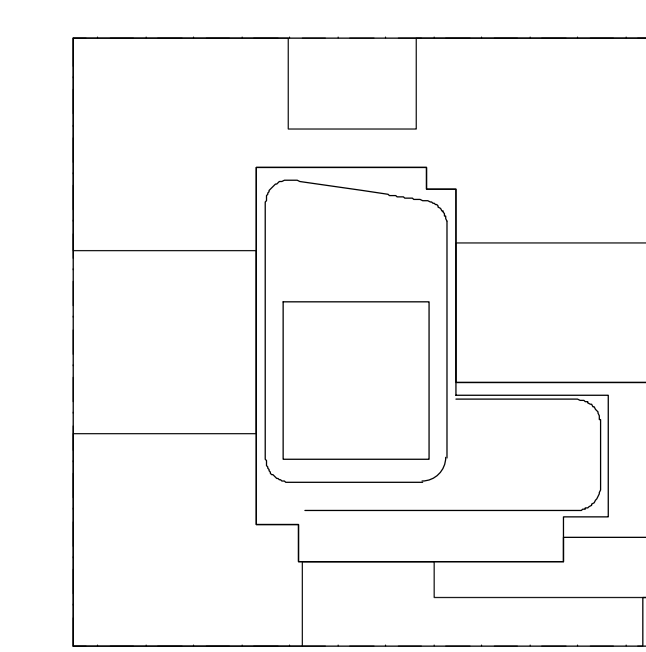
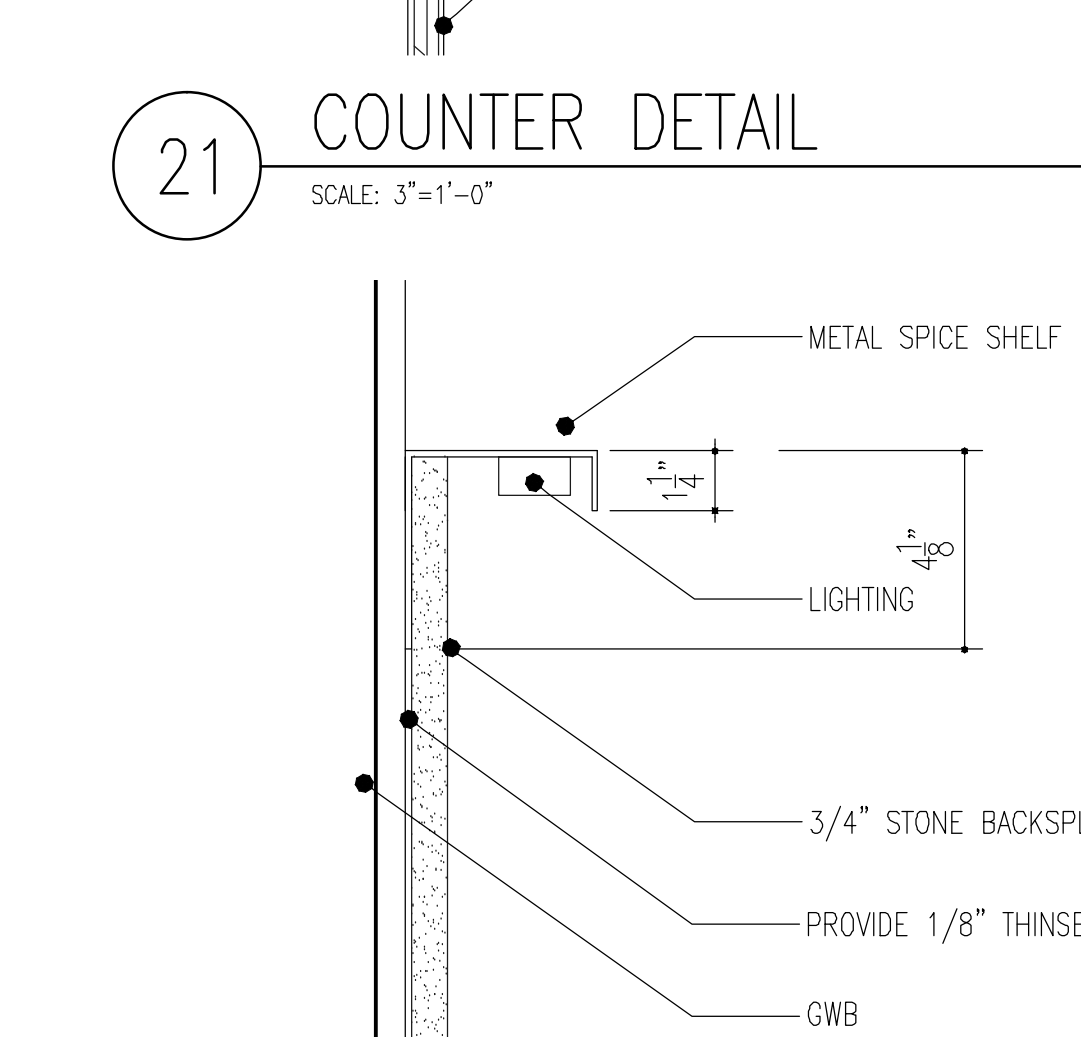
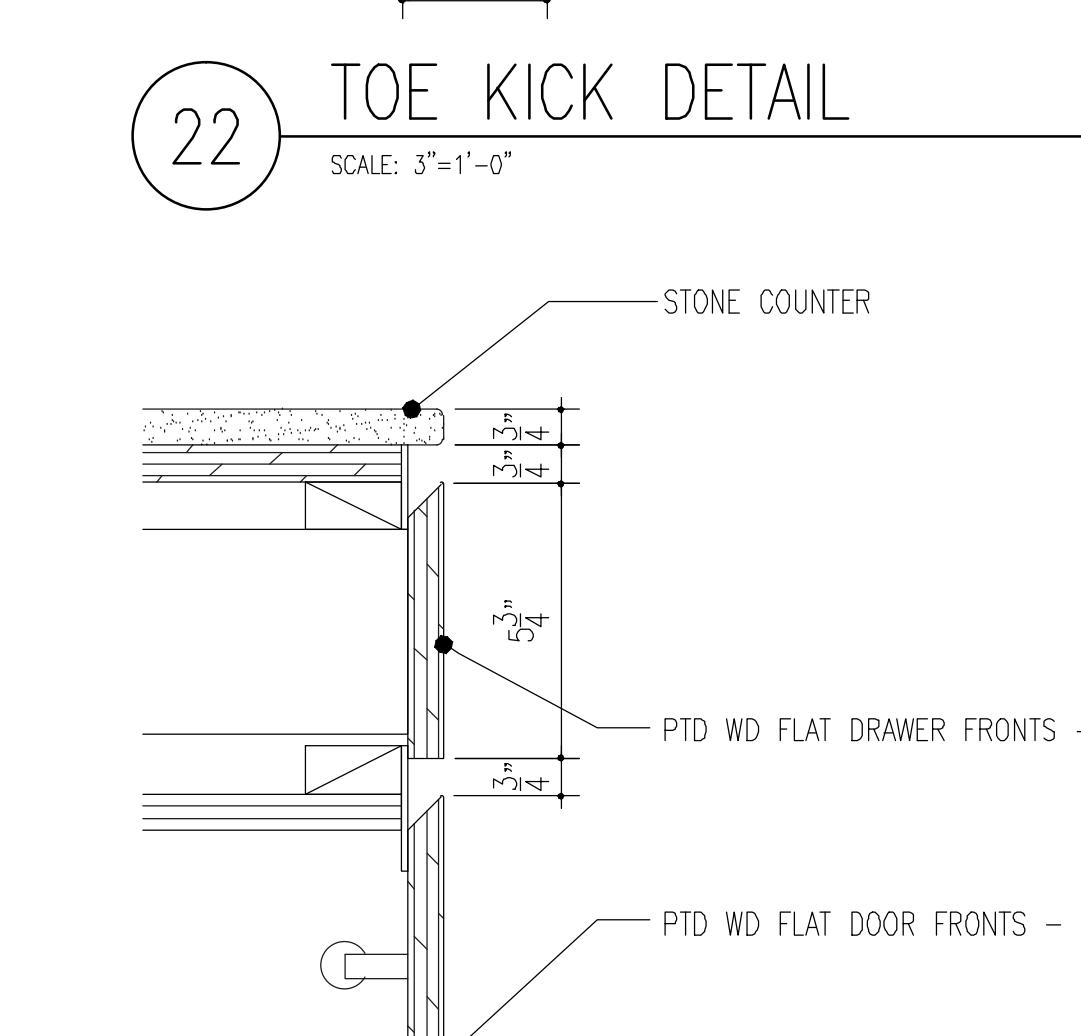
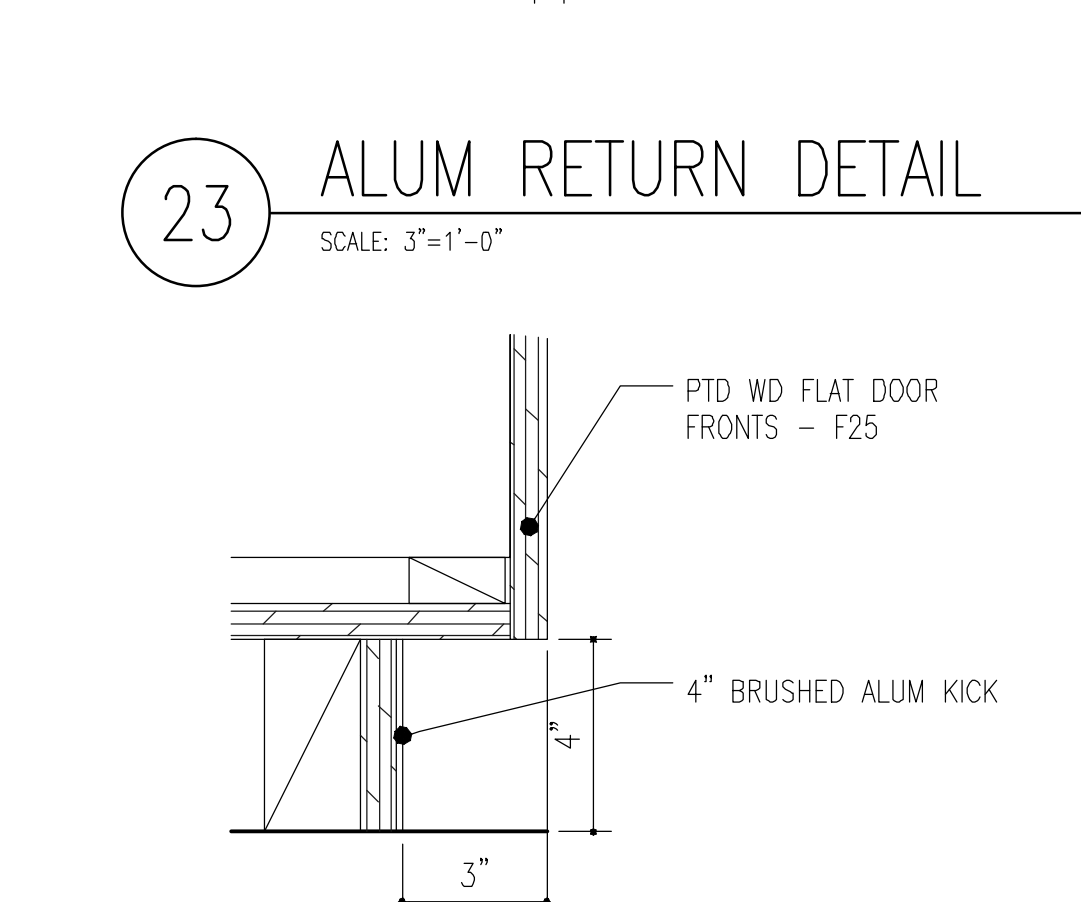
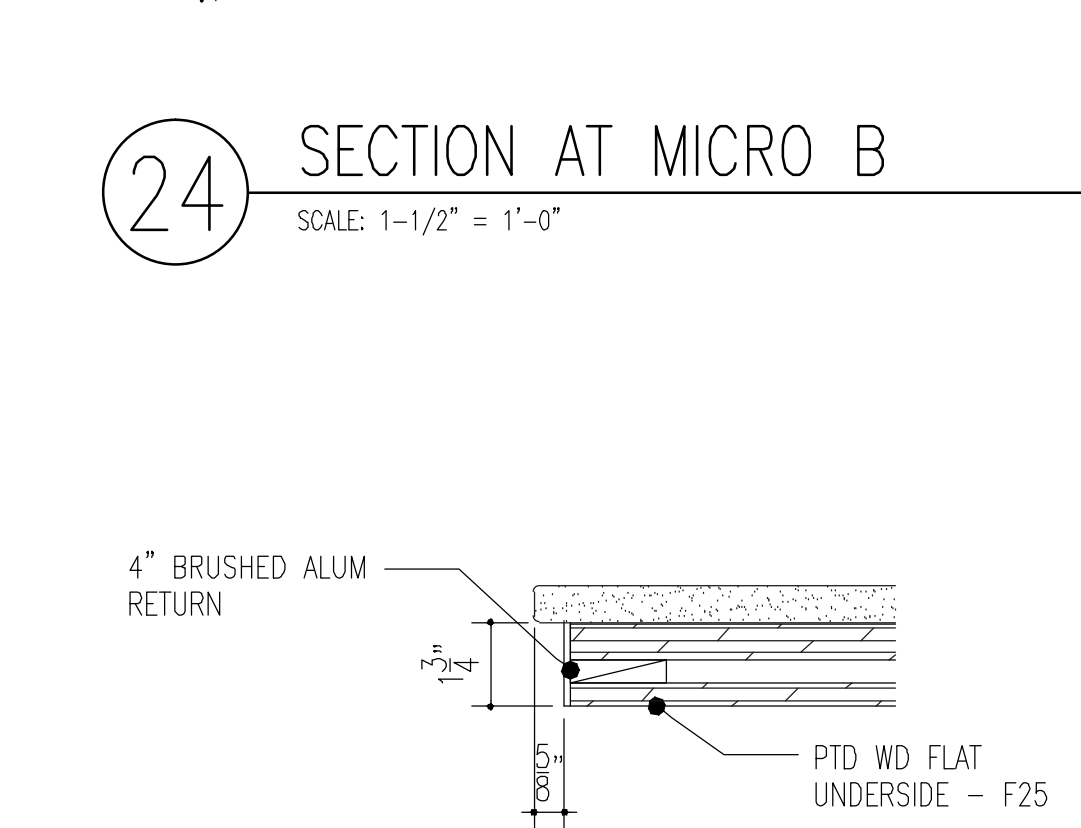
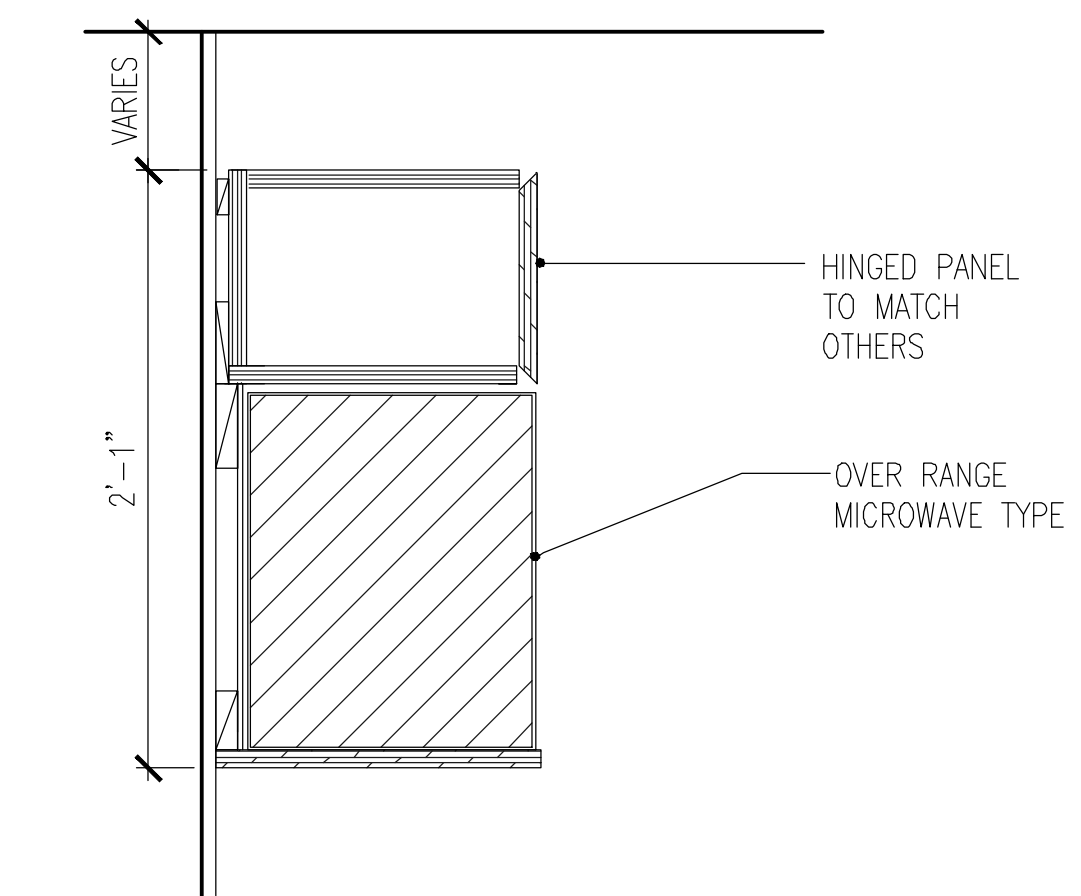
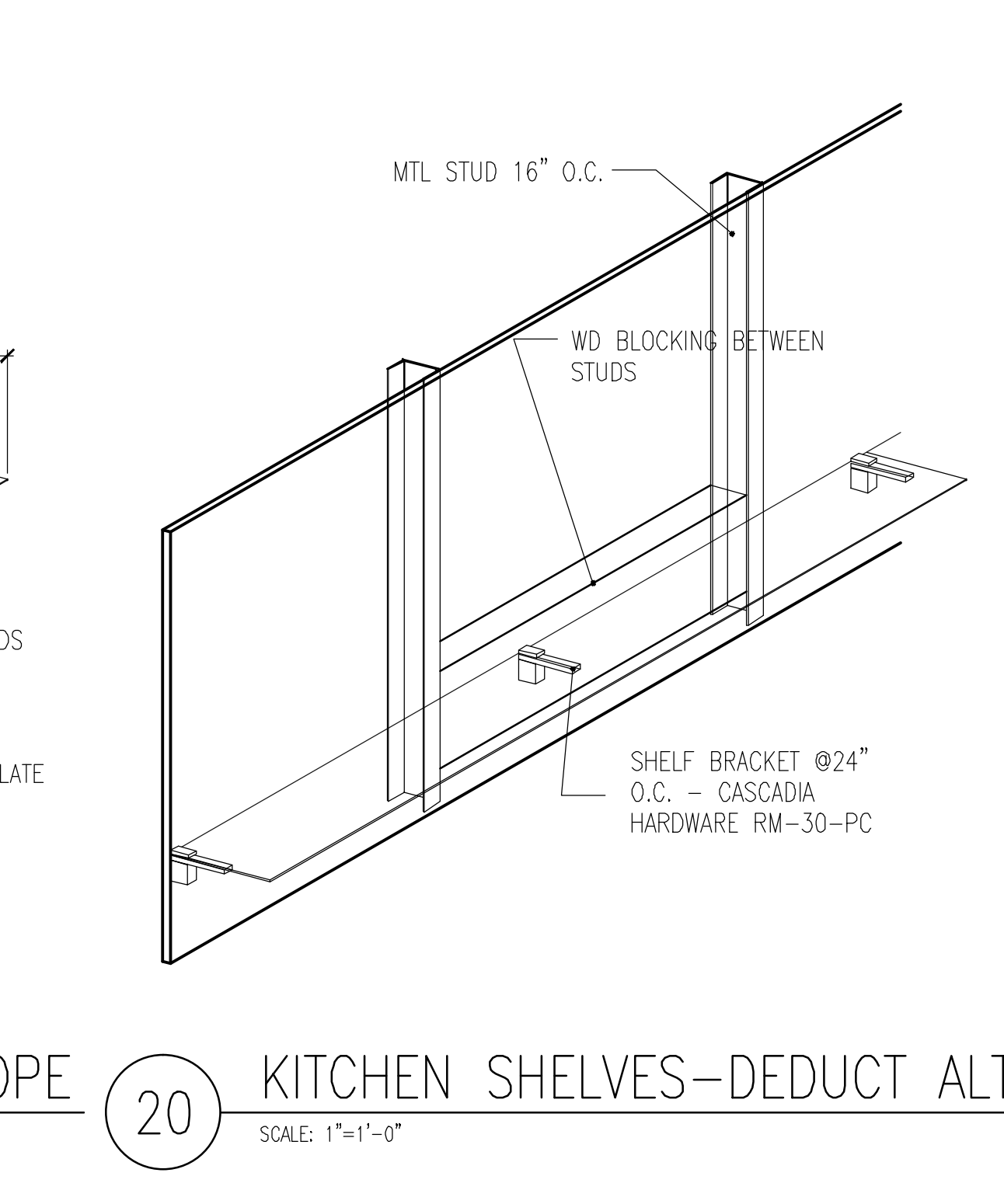
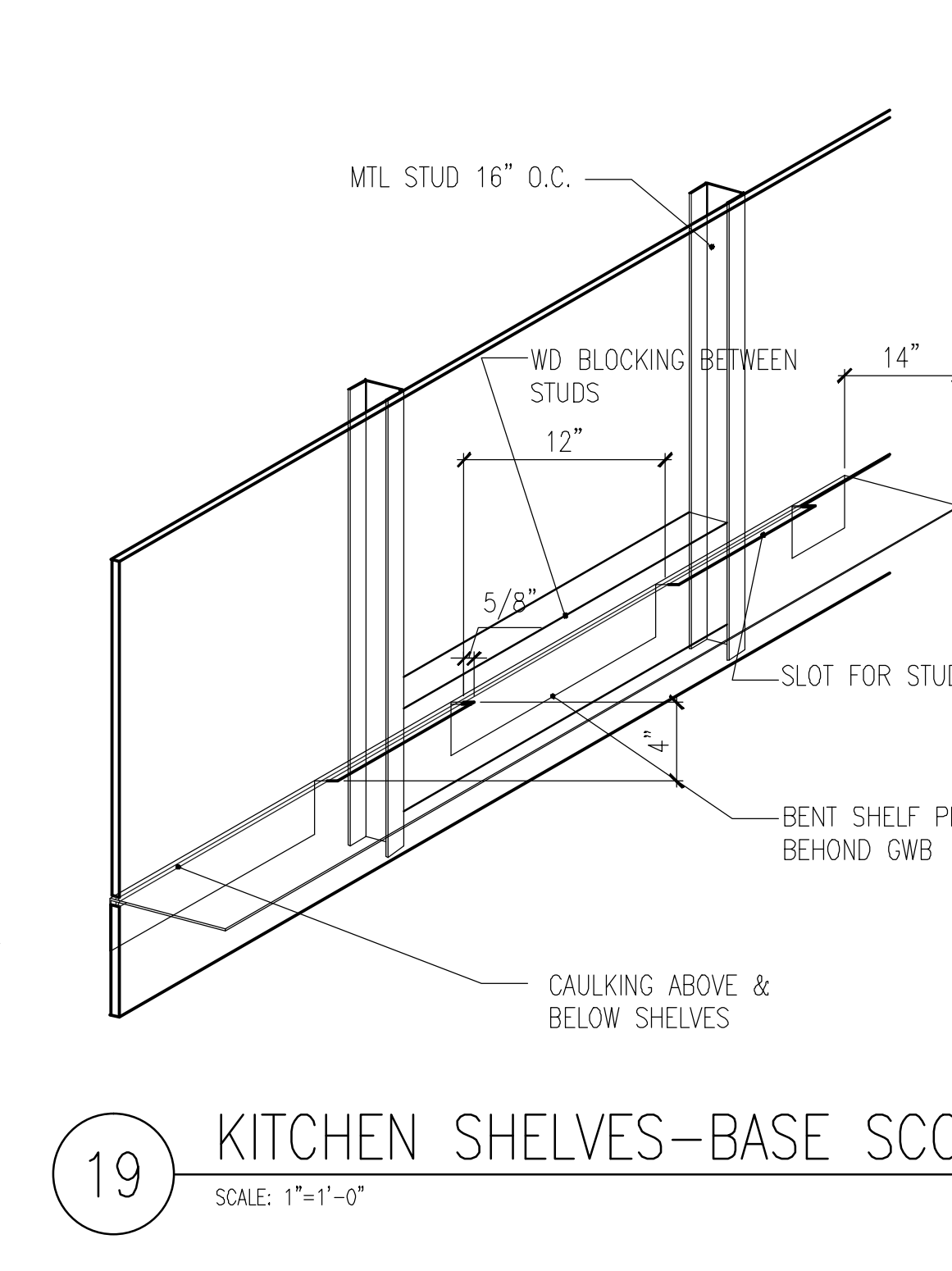
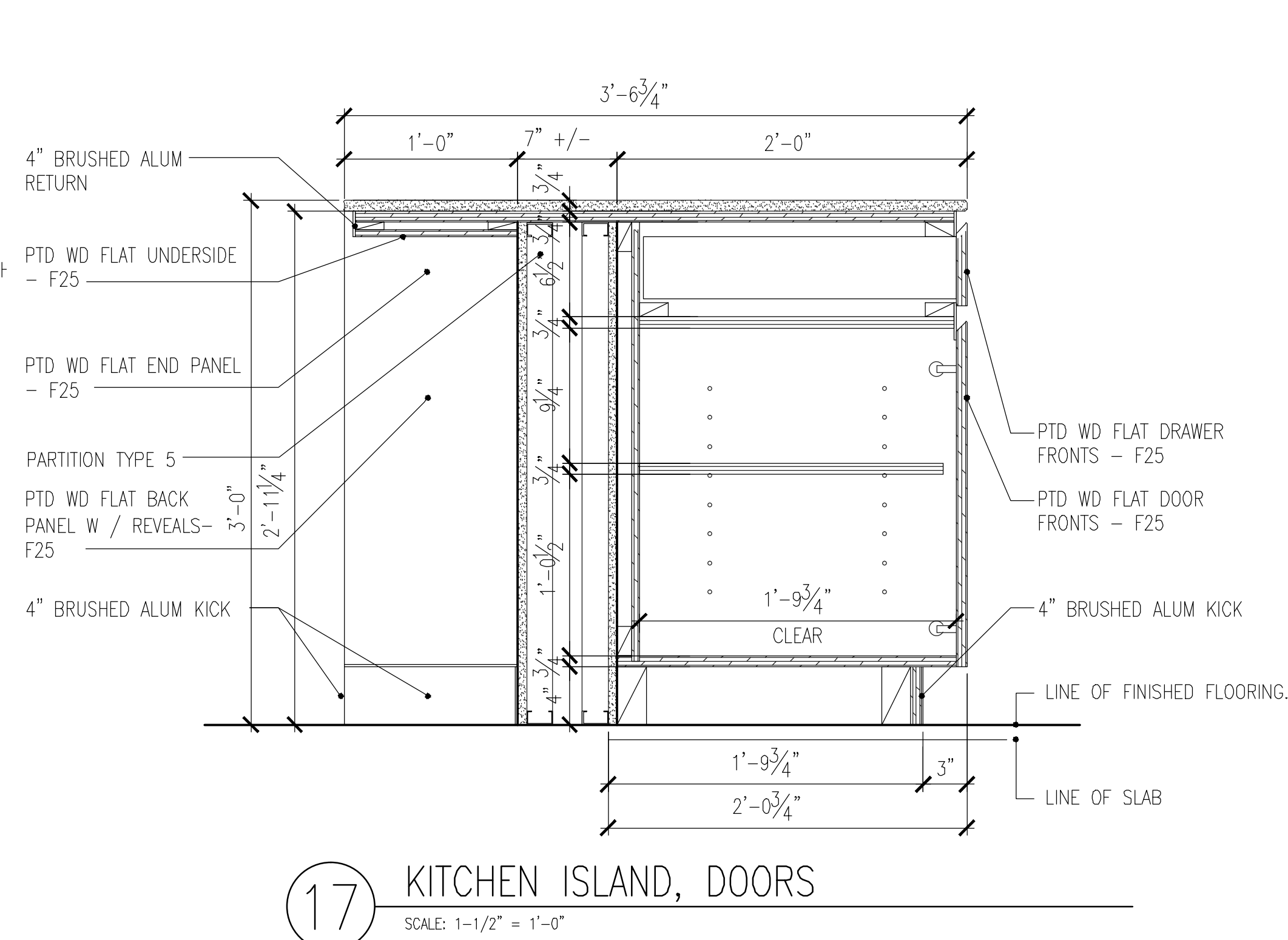
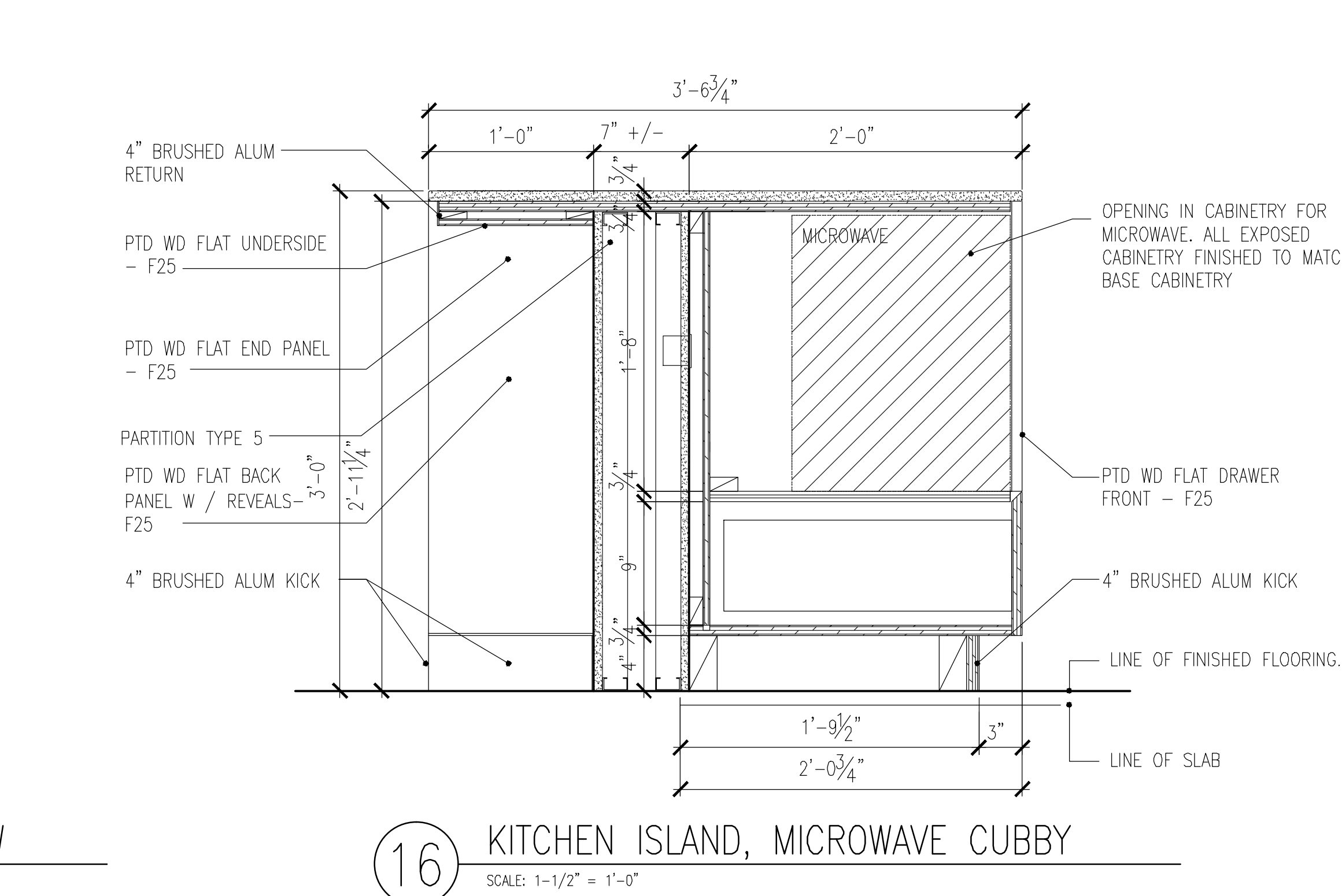
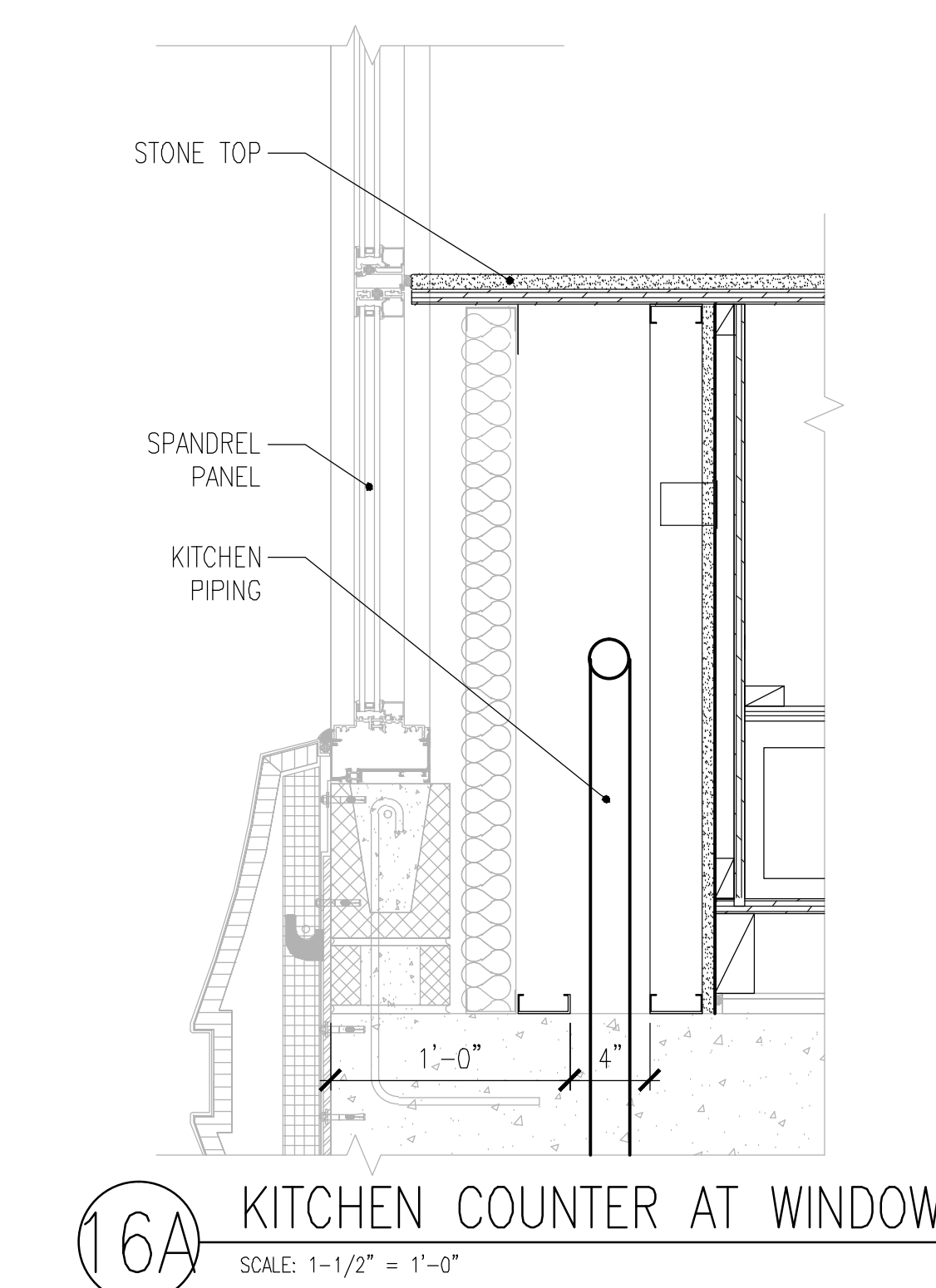
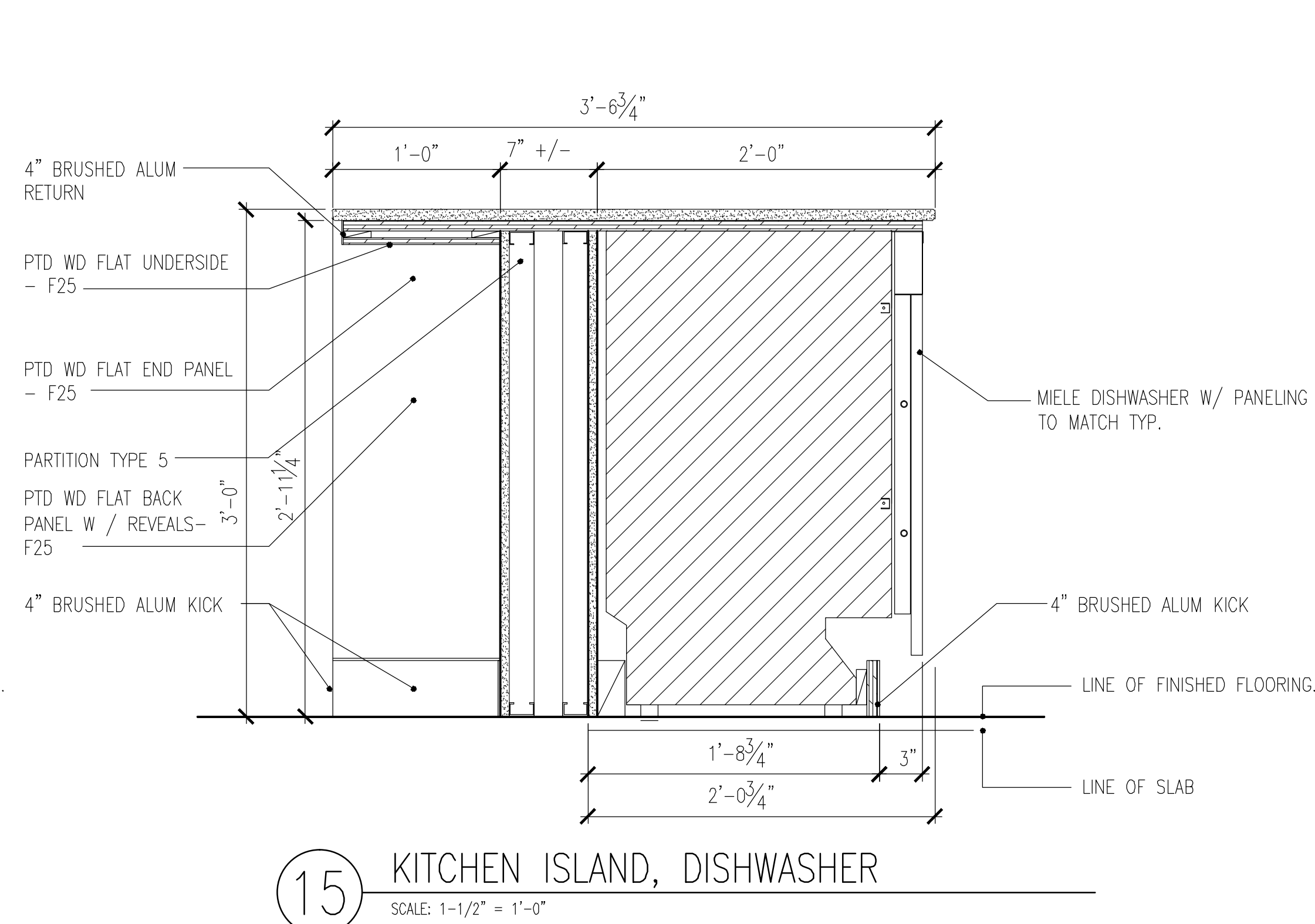
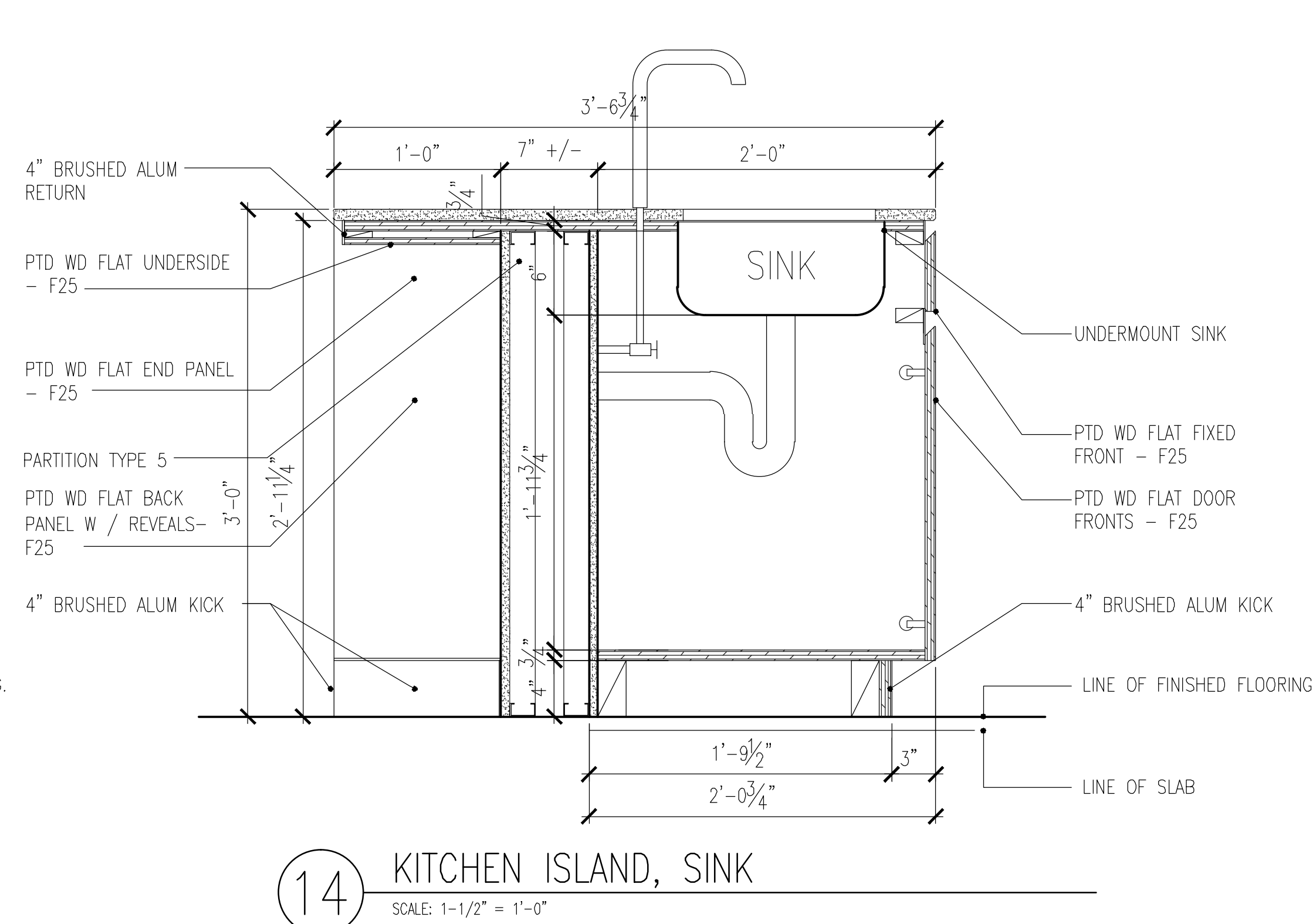
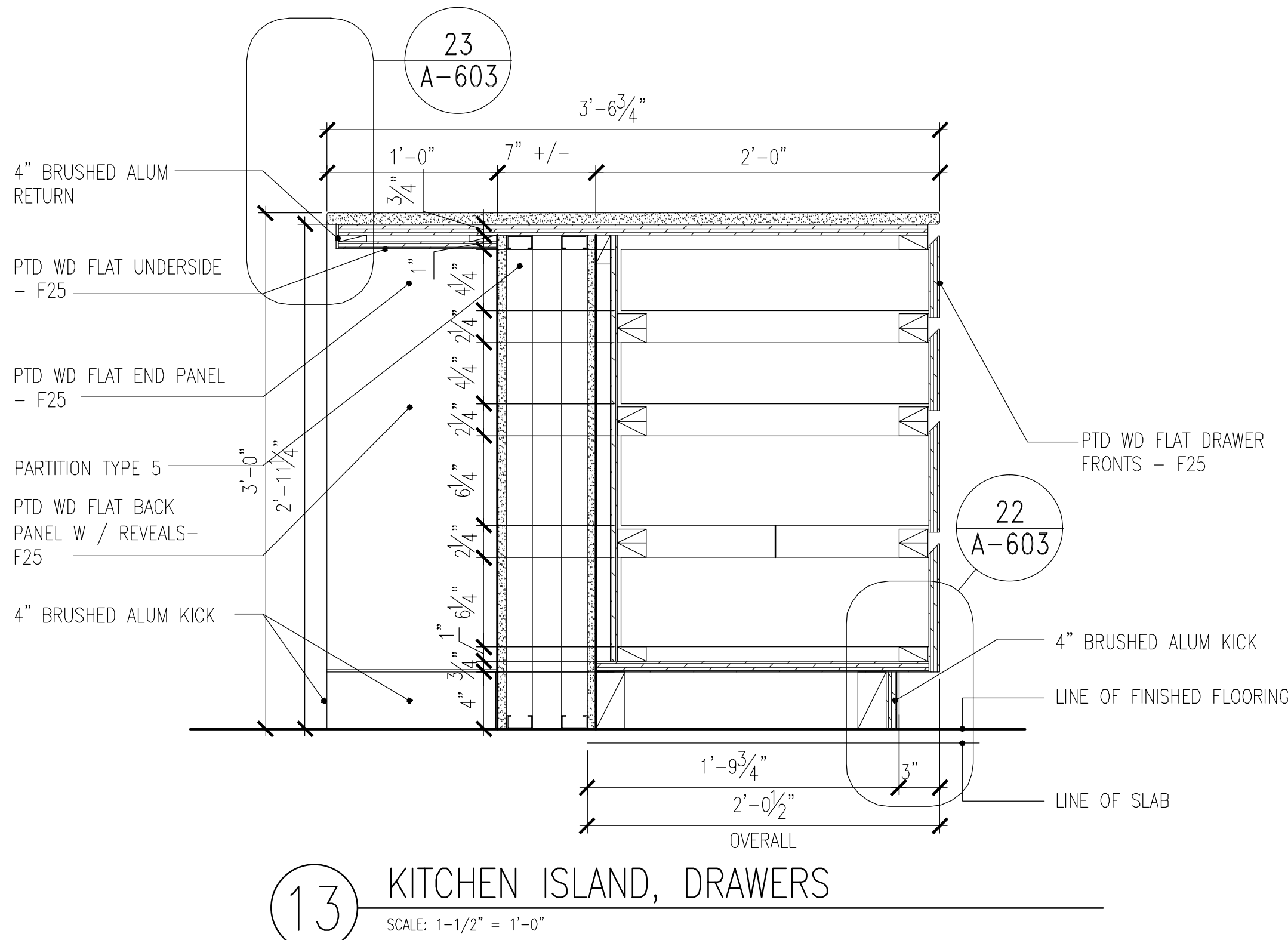
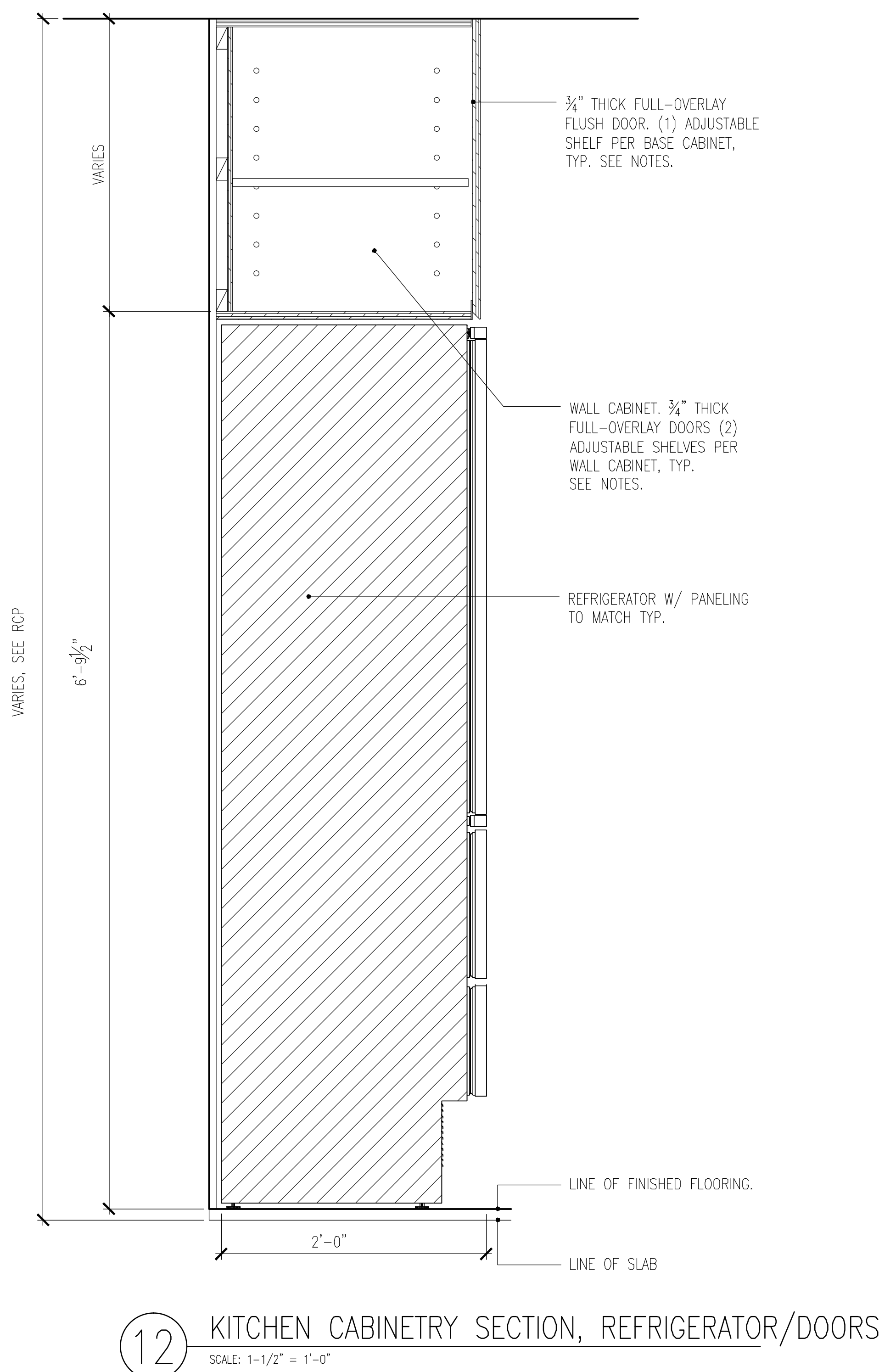
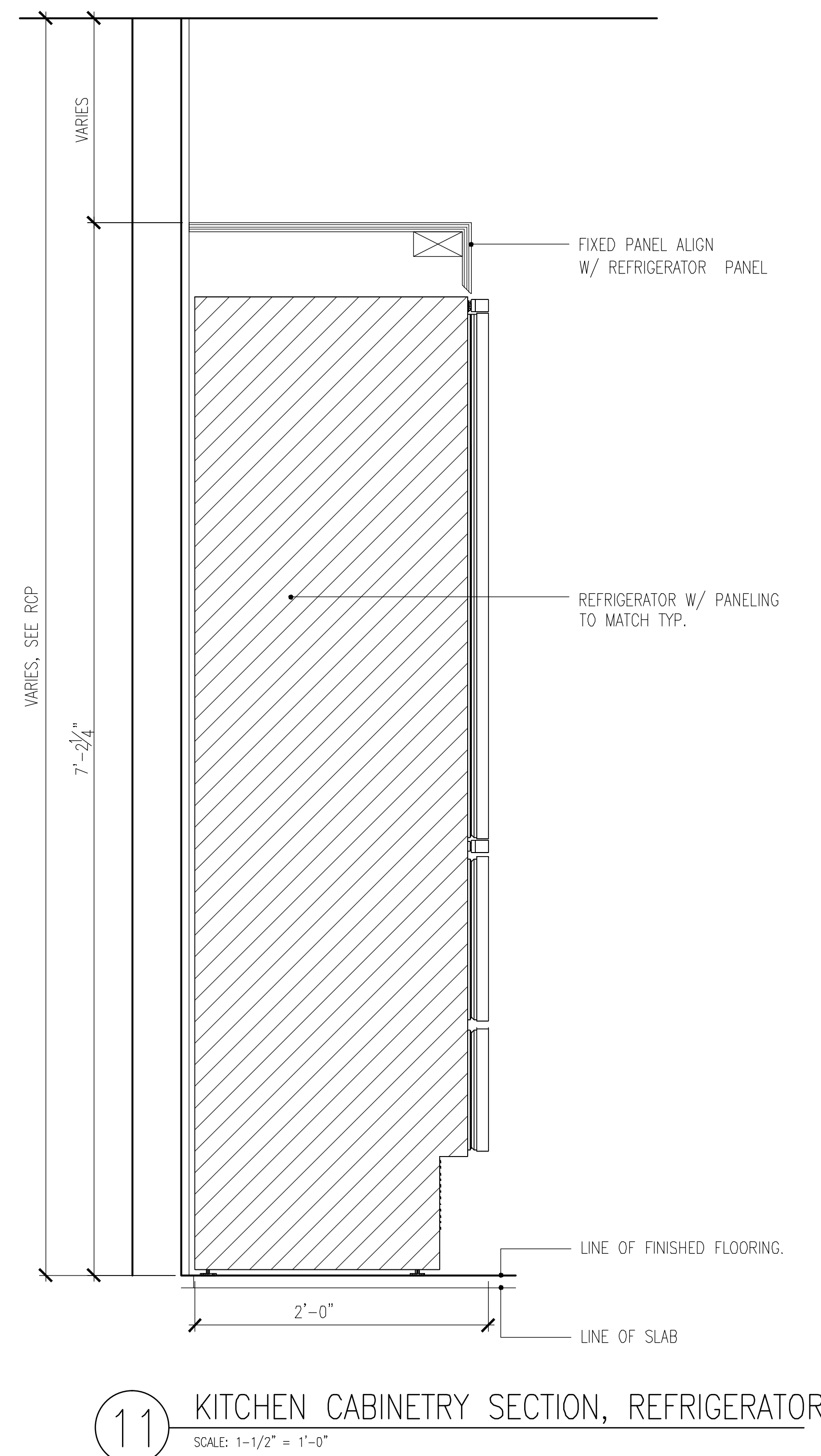
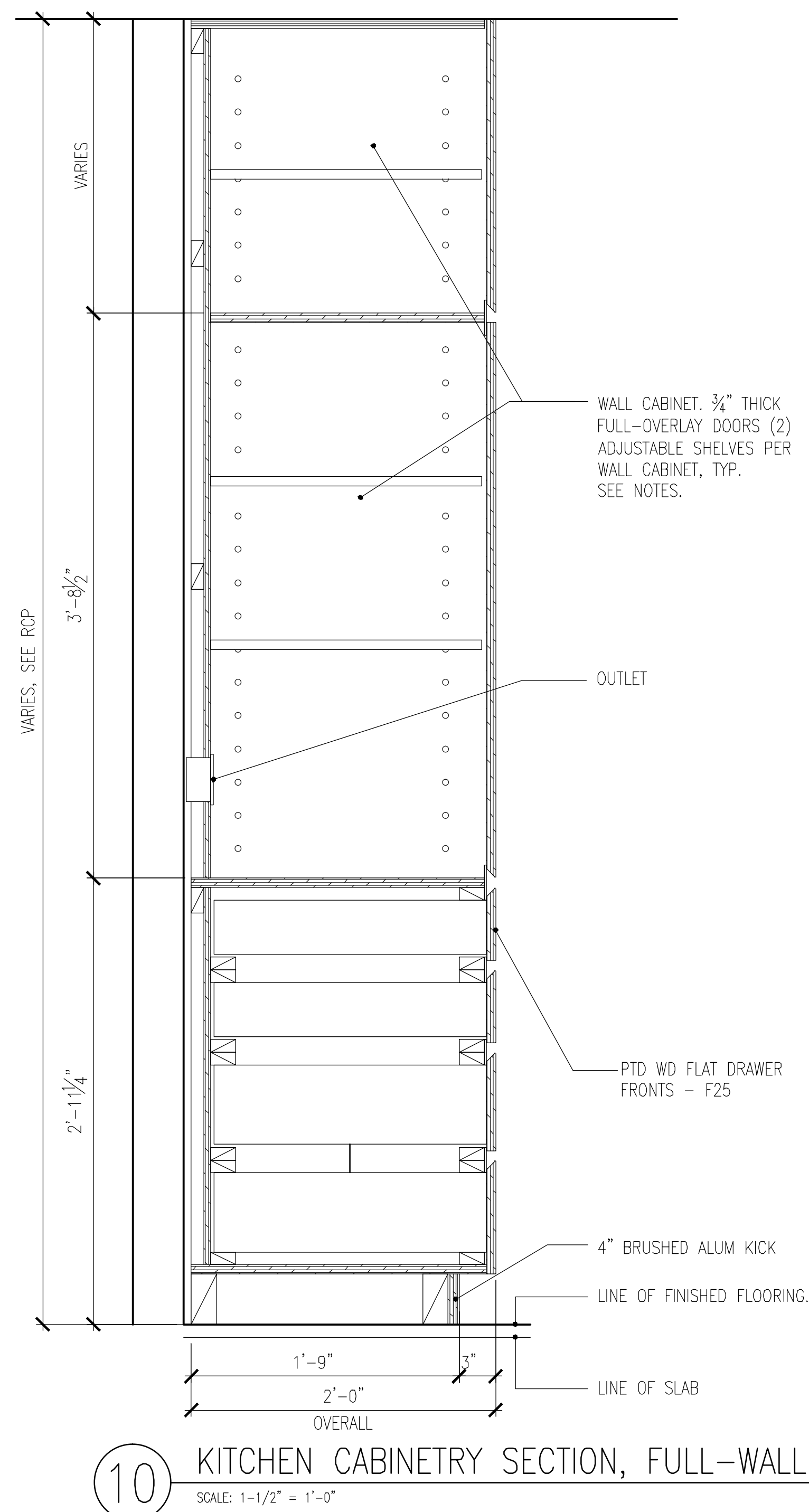
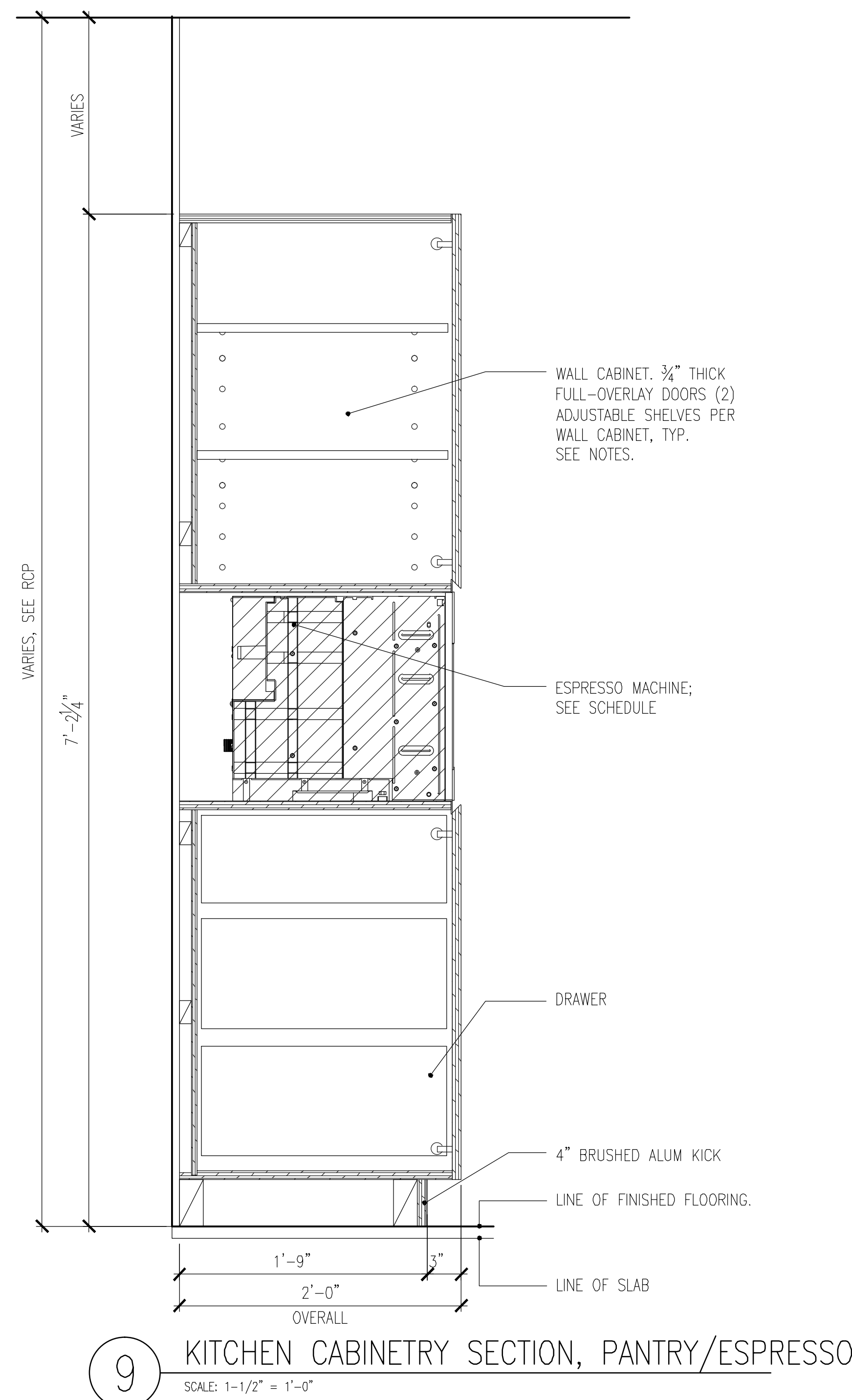
Architect:
HILL | WEST
ARCHITECTS
11 BROADWAY
17TH FLOOR
NEW YORK, NY 10004
T. 212 213 8007

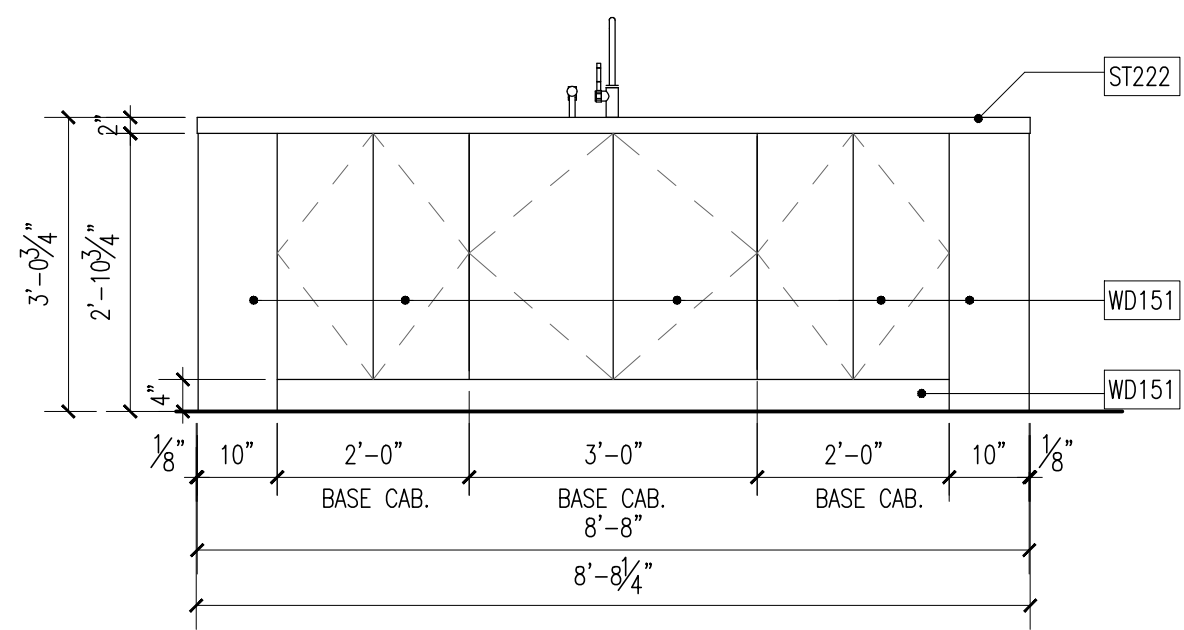
Consultant:
DESTIMONE CONSULTING ENGINEERS
140 Broadway 25th Floor
New York, NY 10005
(212) 532-2211
Cosentini Associates
Two Pennsylvania Plaza, 3rd FL.
New York, NY 10121
(212) 615-3600
Whitehall
11 Broadway, 17th Floor
New York, NY 10004
(212) 908-4940

DOB STAMPS & SIGNATURES:

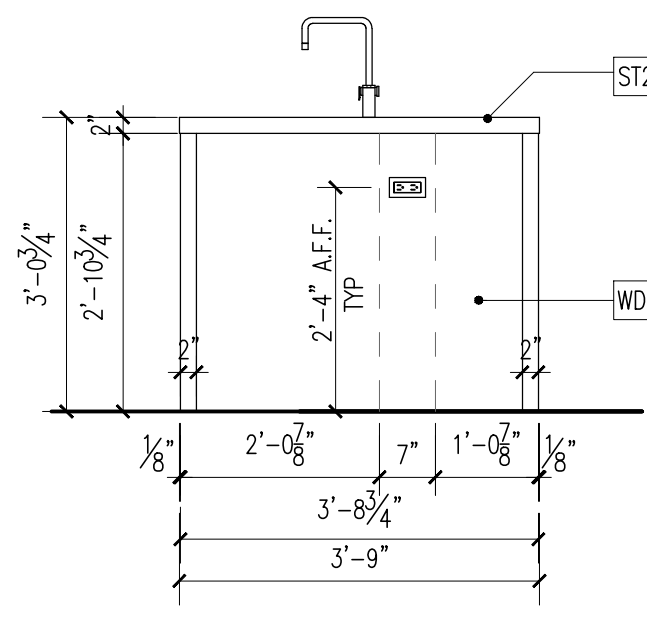
DWG TITLE:
KITCHEN DETAILS 1

SEAL & SIGNATURE: REGISTERED ARCHITECT NEW YORK STATE	DATE: 10/06/2017
PROJECT #: 15412	SCALE: AS NOTED
DWG NO: A-650.00	

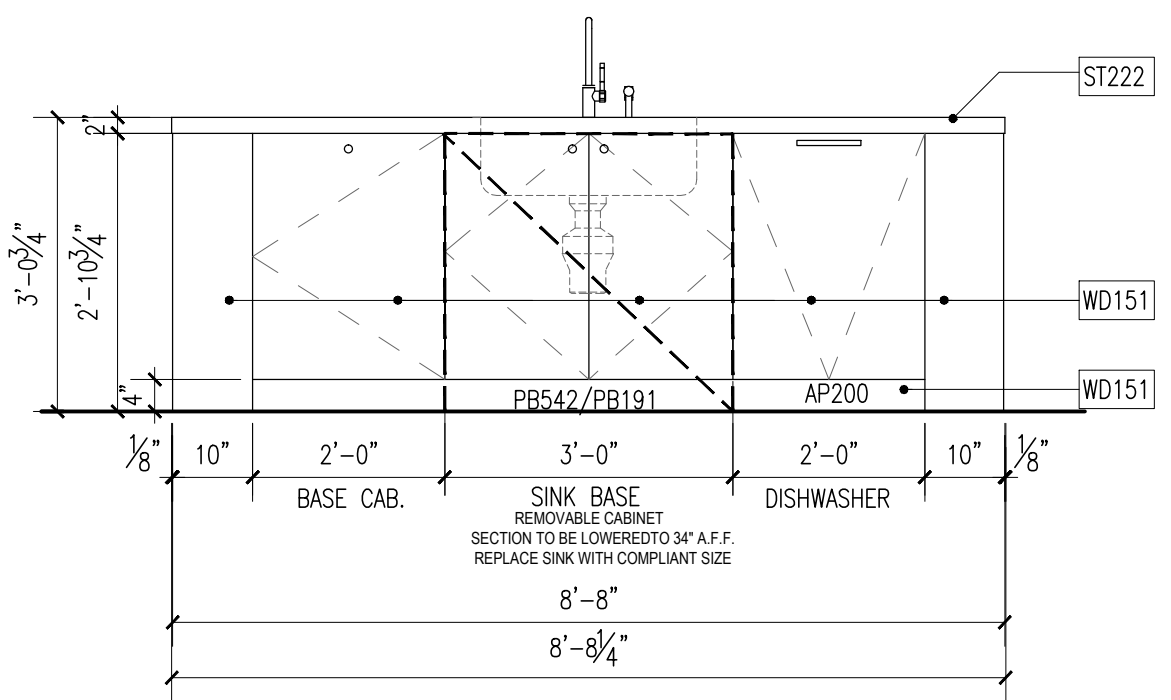




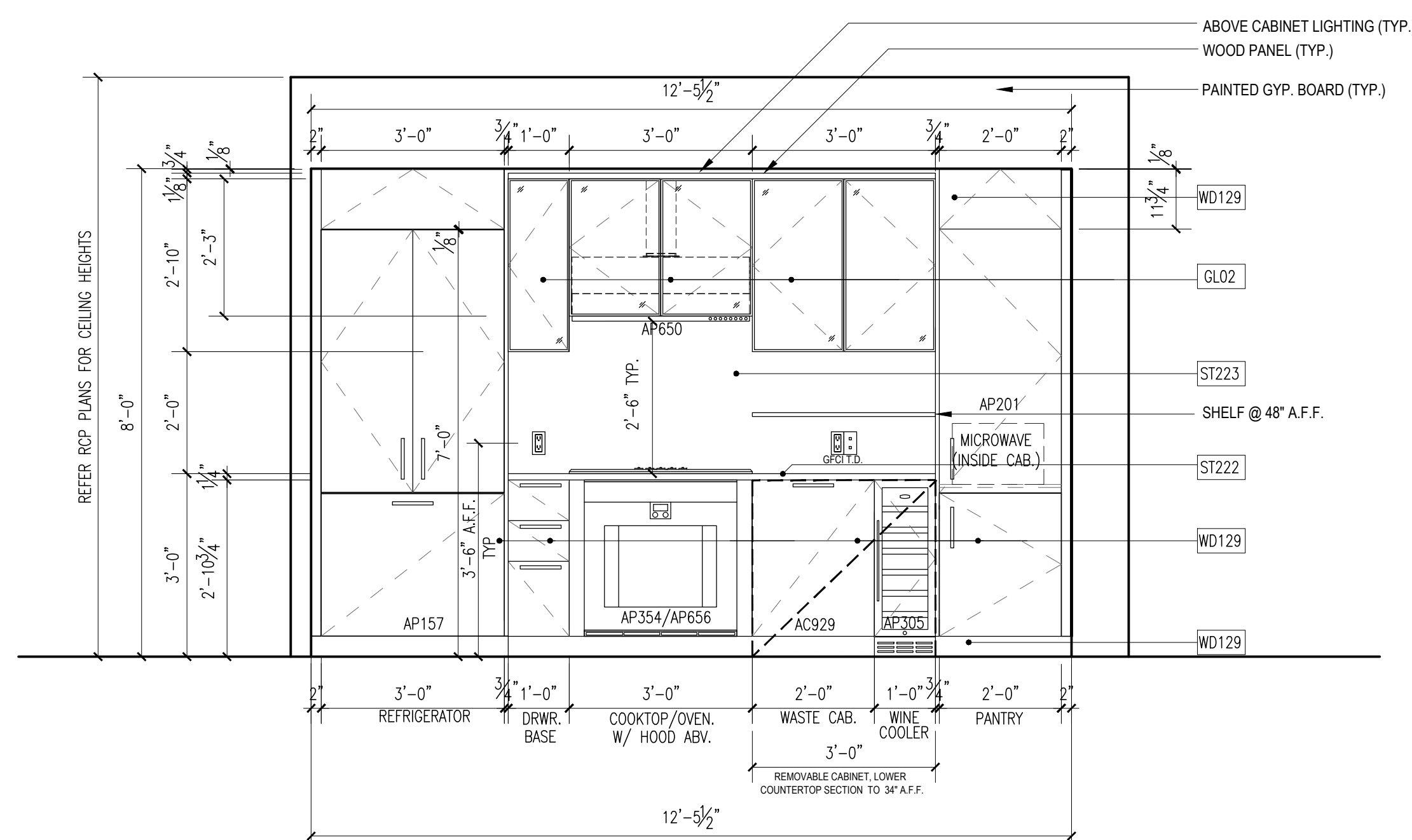
D ELEVATION D
ALL NOTES, DIMENSION & INFORMATION TYPICAL FOR ALL KITCHENS, U.O.N.



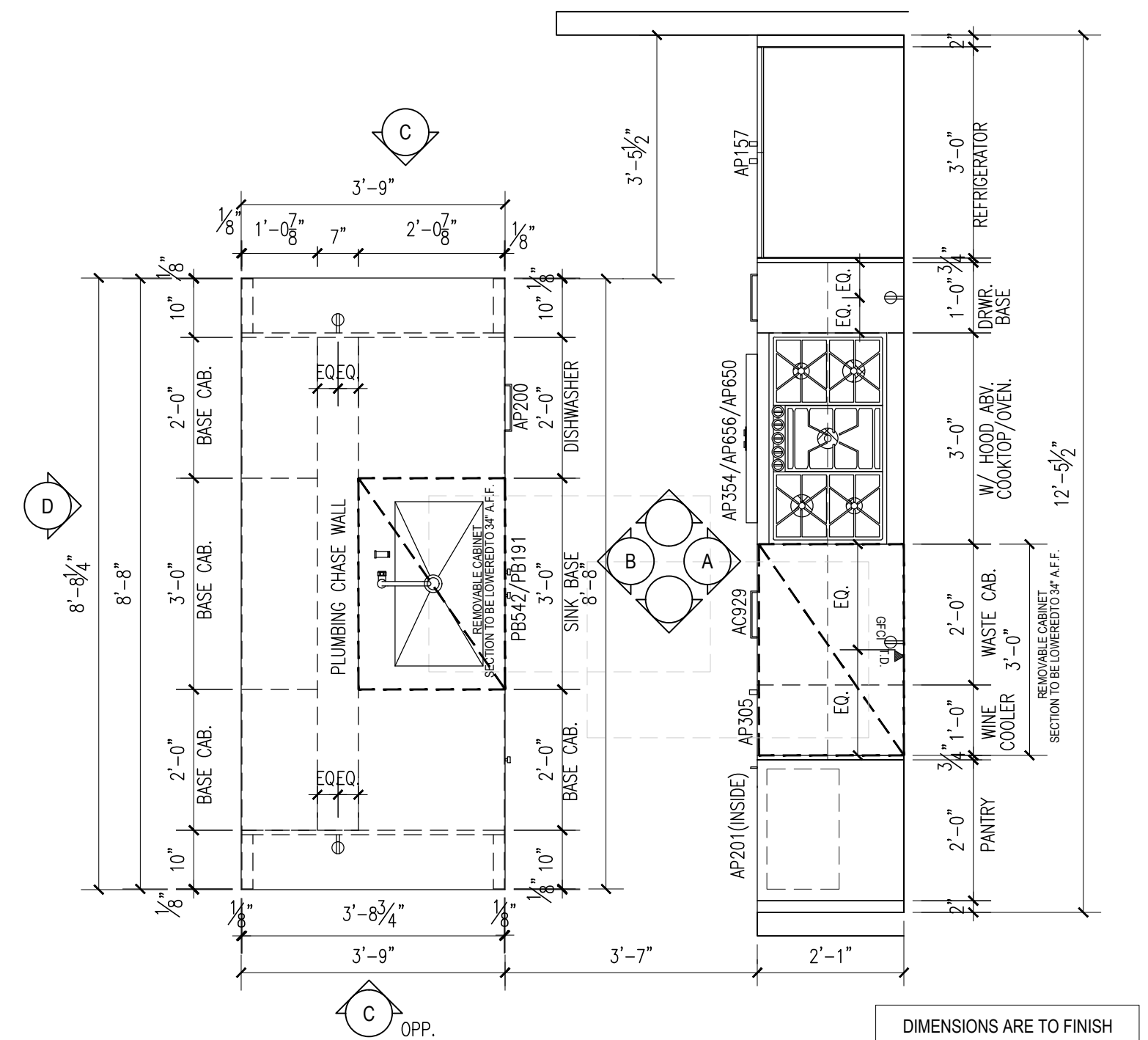
C ELEVATION C
ALL NOTES, DIMENSION & INFORMATION TYPICAL FOR ALL KITCHENS, U.O.N.



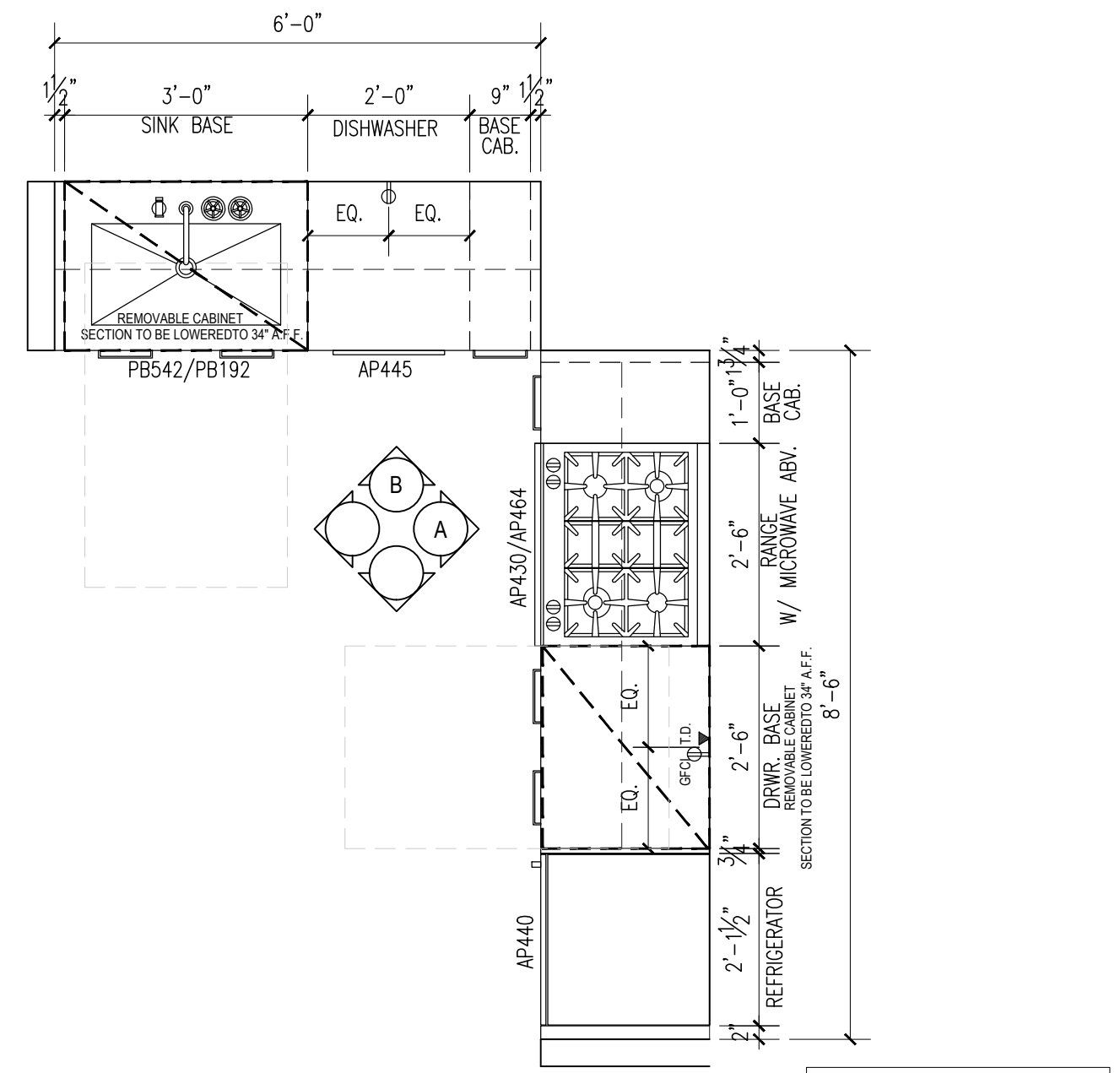
B ELEVATION B
ALL NOTES, DIMENSION & INFORMATION TYPICAL FOR ALL KITCHENS, U.O.N.



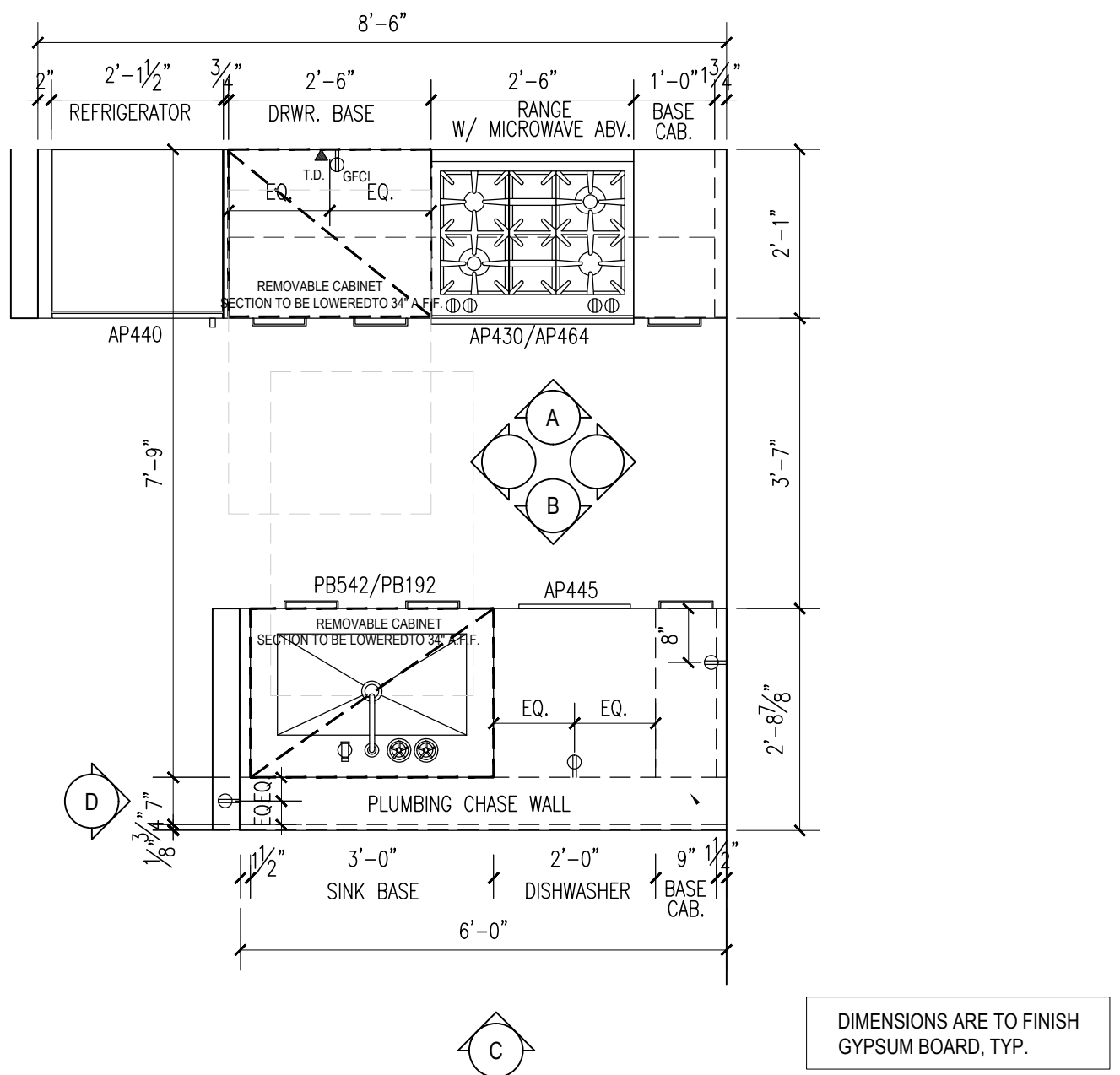
A ELEVATION A
ALL NOTES, DIMENSION & INFORMATION TYPICAL FOR ALL KITCHENS, U.O.N.



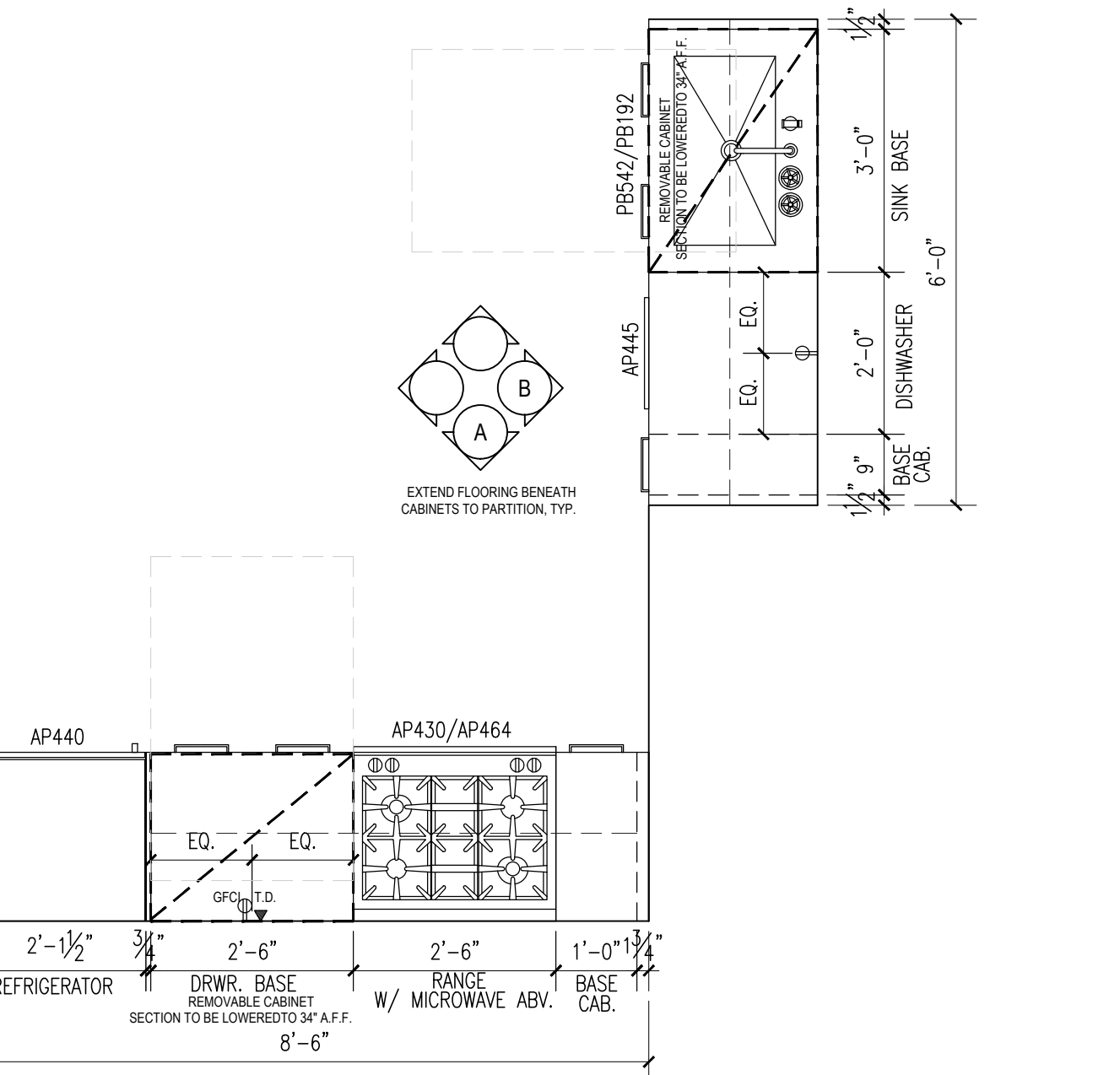
13 PLAN TYPE 13
ALL NOTES, DIMENSION & INFORMATION TYPICAL FOR ALL KITCHENS, U.O.N.



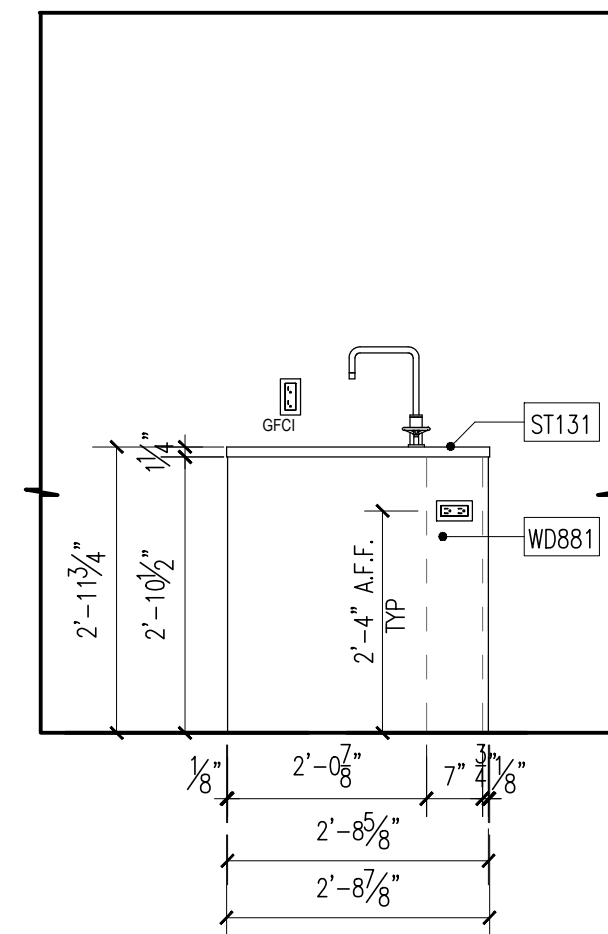
18 PLAN TYPE 18
ALL NOTES, DIMENSION & INFORMATION TYPICAL FOR ALL KITCHENS, U.O.N.



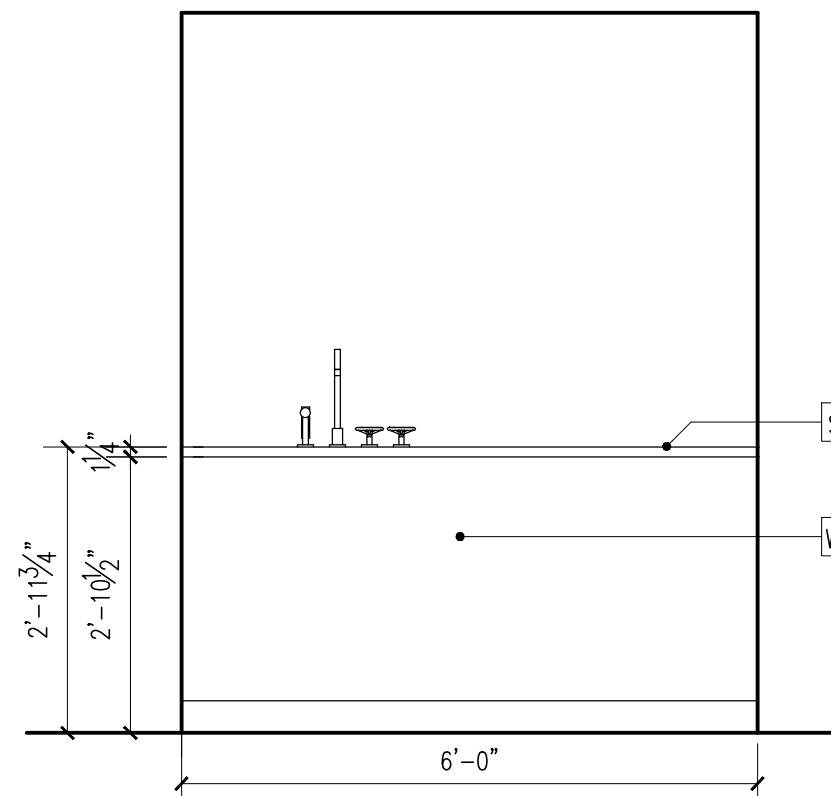
19 PLAN TYPE 19
ALL NOTES, DIMENSION & INFORMATION TYPICAL FOR ALL KITCHENS, U.O.N.



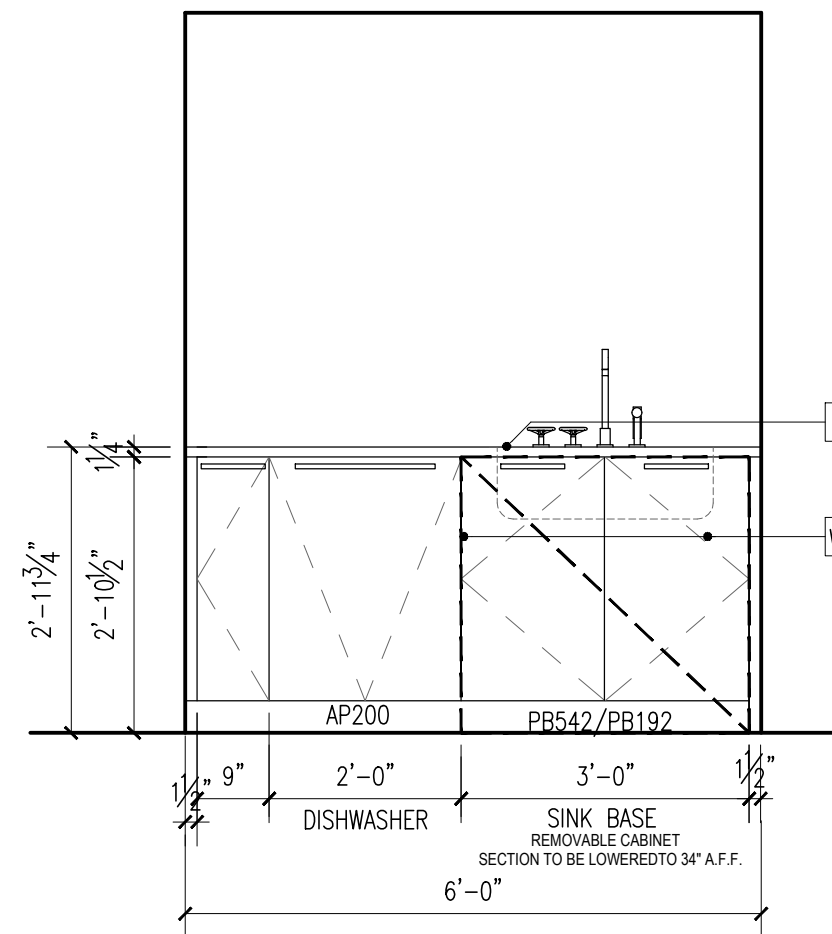
17 PLAN TYPE 17
ALL NOTES, DIMENSION & INFORMATION TYPICAL FOR ALL KITCHENS, U.O.N.



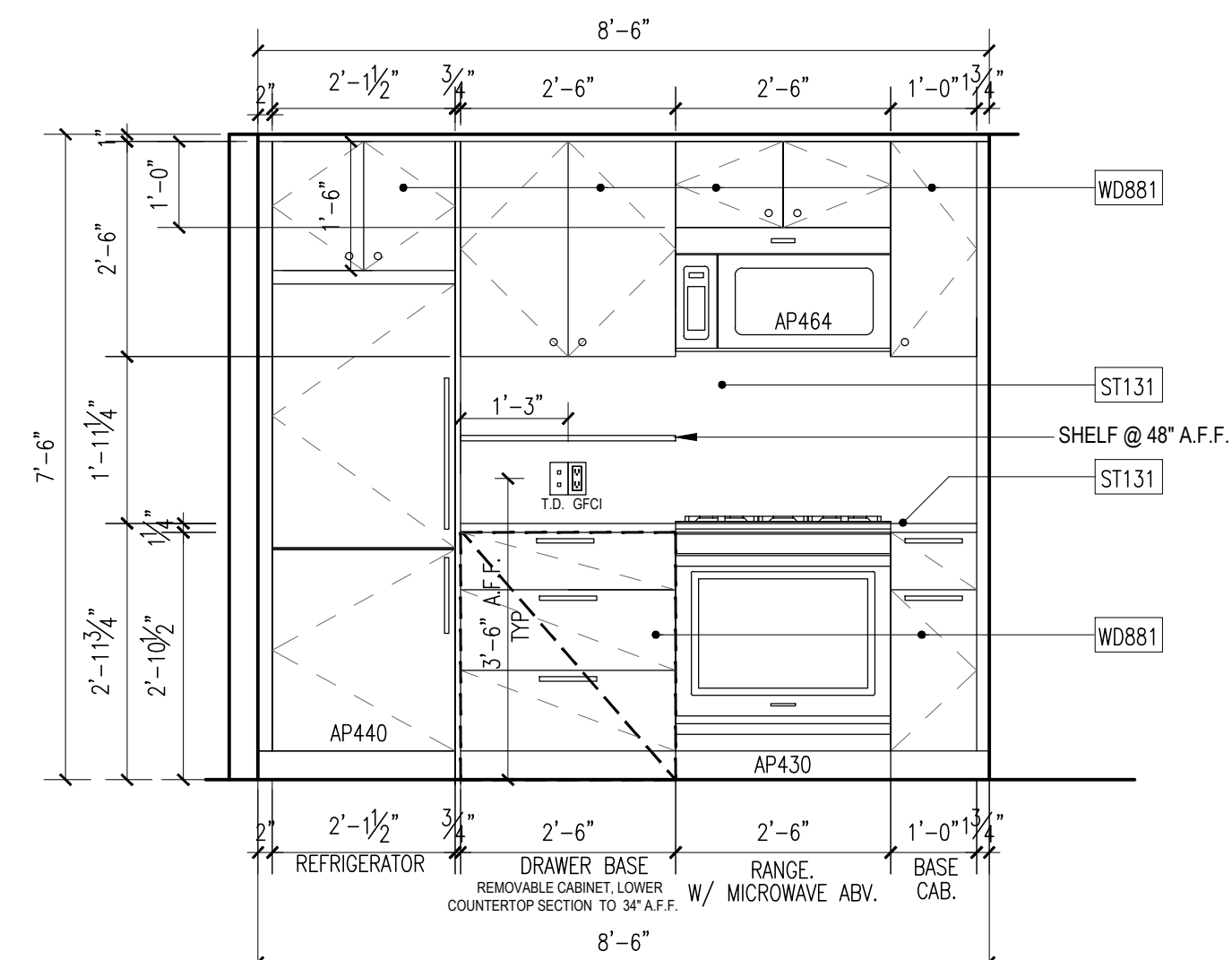
D ELEVATION D
ALL NOTES, DIMENSION & INFORMATION TYPICAL FOR ALL KITCHENS, U.O.N.



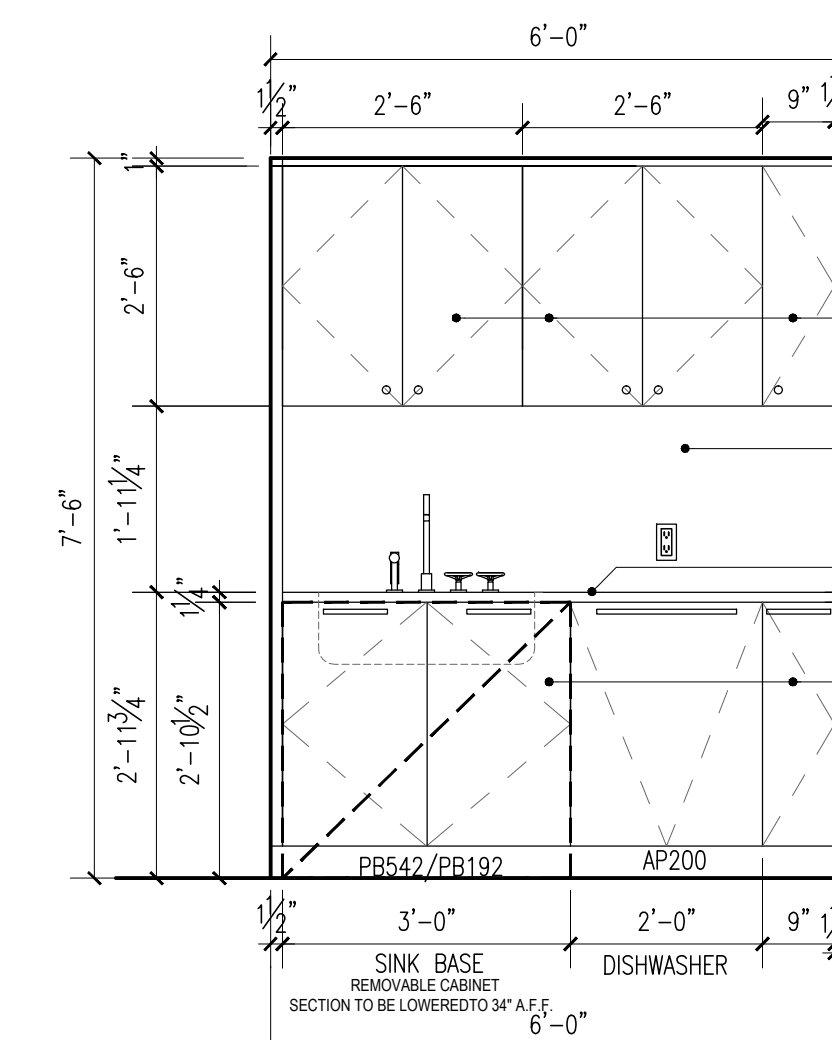
C ELEVATION C
ALL NOTES, DIMENSION & INFORMATION TYPICAL FOR ALL KITCHENS, U.O.N.



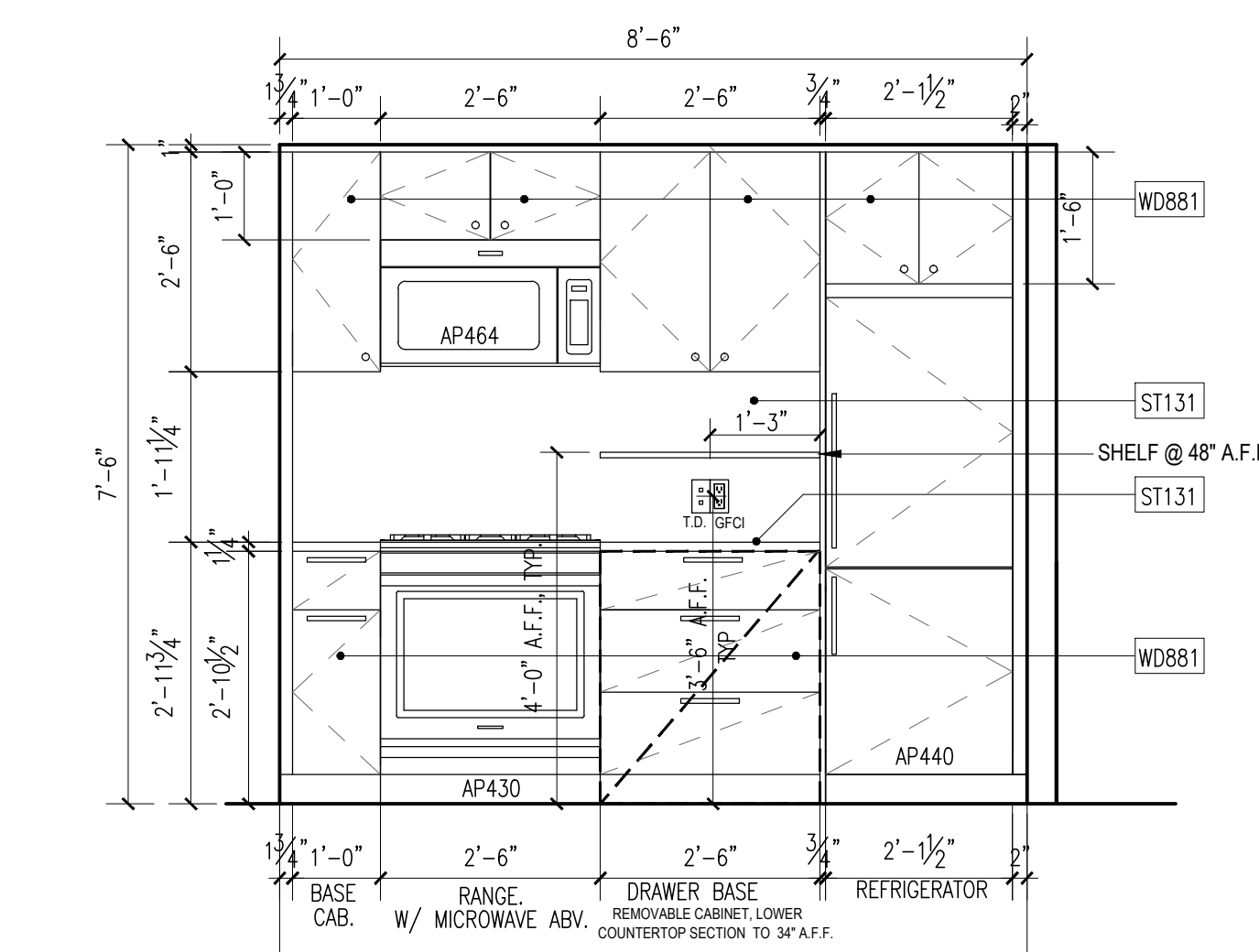
B ELEVATION B
ALL NOTES, DIMENSION & INFORMATION TYPICAL FOR ALL KITCHENS, U.O.N.



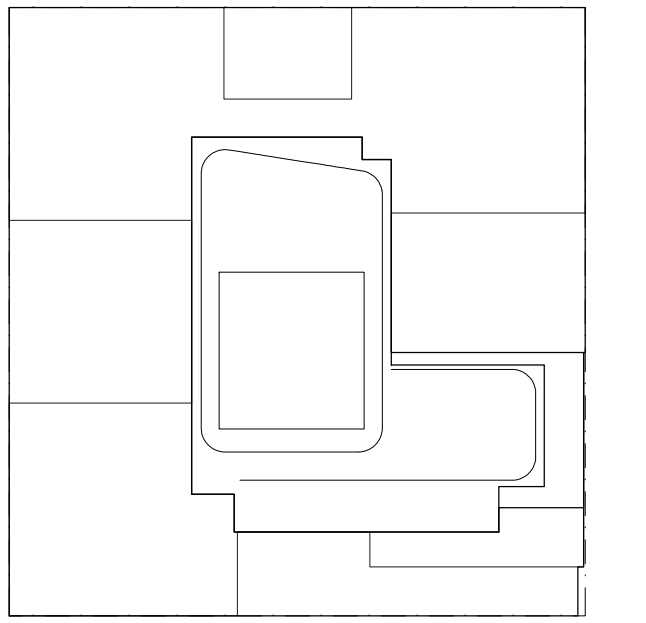
A ELEVATION A
ALL NOTES, DIMENSION & INFORMATION TYPICAL FOR ALL KITCHENS, U.O.N.



B ELEVATION B
ALL NOTES, DIMENSION & INFORMATION TYPICAL FOR ALL KITCHENS, U.O.N.



A ELEVATION A
ALL NOTES, DIMENSION & INFORMATION TYPICAL FOR ALL KITCHENS, U.O.N.



NOTES:
1. SUBMIT SHOP DRAWINGS AND MOCK-UPS FOR INTERIOR DESIGNER & OWNER APPROVAL PRIOR TO FABRICATION.

NOT FOR CONSTRUCTION

10/06/2017	ISSUED FOR DOB
09/15/2017	99A (2) SET, ADD #3
06/02/2017	65A (2) SET
03/04/2017	59A (2) SET
03/01/2017	ISSUED FOR DOB
02/14/2017	ISSUED FOR DOB
01/07/2017	SUPERSTRUCTURE SET
01/05/2017	ISSUED FOR DOB
11/17/2016	FAÇADE PAINTING SET
11/01/2016	100% DISFORMATION HOS SET
10/12/2016	ISSUED FOR DOB
02/05/2016	DOB FILING SET

Number: Date: Revision:

Project:
City View Tower at Court Square
23-15 44th Drive
Long Island City, NY 11101

Client:
Cityview Tower LLC
112-15 NORTHERN BLVD, CF-2
CORONA, NY 11368
(718) 321-8652

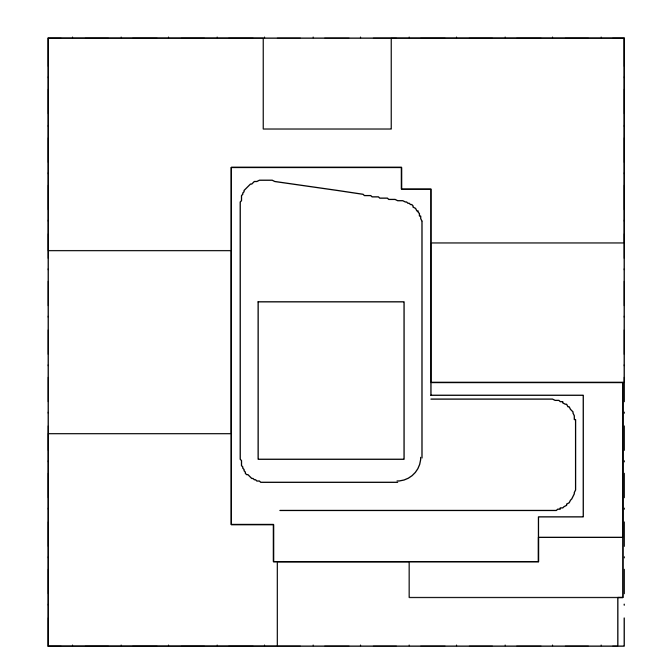
Architect:
HILL | WEST
ARCHITECTS
11 BROADWAY
17TH FLOOR
NEW YORK, NY 10004
T. 212 213 8007

Consultant:
DESIMONE CONSULTING ENGINEERS
140 Broadway 25th Floor
New York, NY, 10005
(212) 532-2211
Cosentini Associates
Two Pennsylvania Plaza, 3rd FL,
New York, NY 10121
(212) 615-3600
Whitehall
11 Broadway, 17th Floor
New York, NY 10004
(212) 908-4940

DOB STAMPS & SIGNATURES:

DWG TITLE:
KITCHEN PLANS AND ELEVATIONS

SEAL & SIGNATURE:
REGISTERED ARCHITECT
DATE: 10/06/2017
PROJECT # 15412
SCALE: AS NOTED
A-653.00
DWG NO.



NOTES:

NOT FOR CONSTRUCTION

10/08/2017	ISSUED FOR DOB
09/10/2017	90% CD SET AND #3
08/02/2017	60% CD SET
02/02/2017	90% CD SET
03/30/2017	ISSUED FOR DOB
03/01/2017	ISSUED FOR DOB
02/14/2017	ISSUED FOR DOB
01/07/2017	SUPPLEMENTAL SET
01/03/2017	ISSUED FOR DOB
11/07/2016	FACIAL PHASE SET
10/10/2016	100% CD FOR MARCH DOB SET
10/12/2016	ISSUED FOR DOB
02/05/2016	DOB FILING SET

Number:	Date:	Revision:
---------	-------	-----------

Project:
City View Tower at Court Square
23-15 44th Drive
Long Island City, NY 11101

Client:
Cityview Tower LLC
112-15 NORTHERN BLVD, CF-2
CORONA, NY 11368
(718) 321-8652

Architect:
HILL | WEST
ARCHITECTS
11 BROADWAY
17TH FLOOR
NEW YORK, NY 10004
T. 212 213 8007

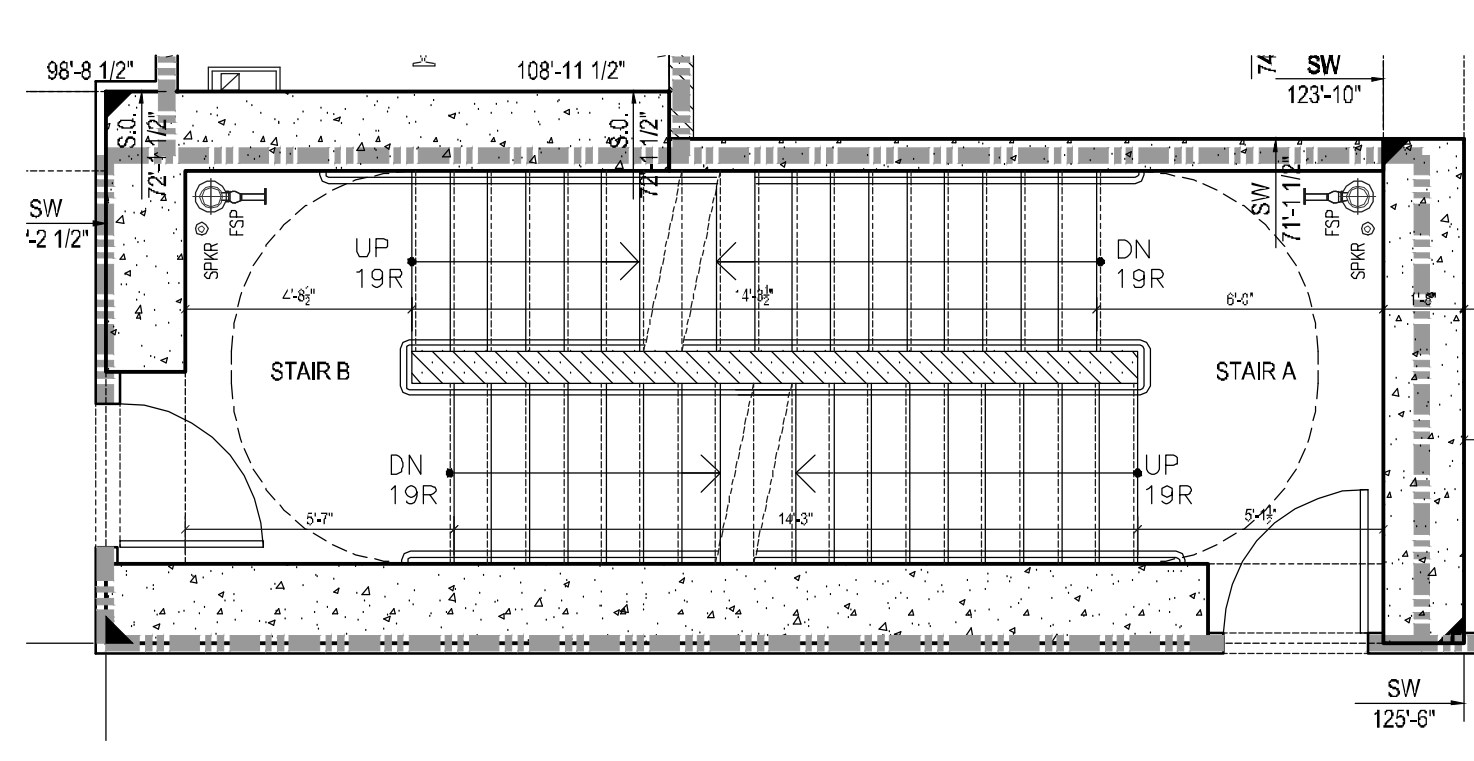
Consultant:
DESIMONE CONSULTING ENGINEERS
140 Broadway 25th Floor
New York, NY, 10005
(212) 532-2211
Cosentini Associates
Two Pennsylvania Plaza, 3rd FL.
New York, NY 10121
(212) 615-3600
Whitehall
11 Broadway, 17th Floor
New York, NY 10004
(212) 908-4940

DOB STAMPS & SIGNATURES:

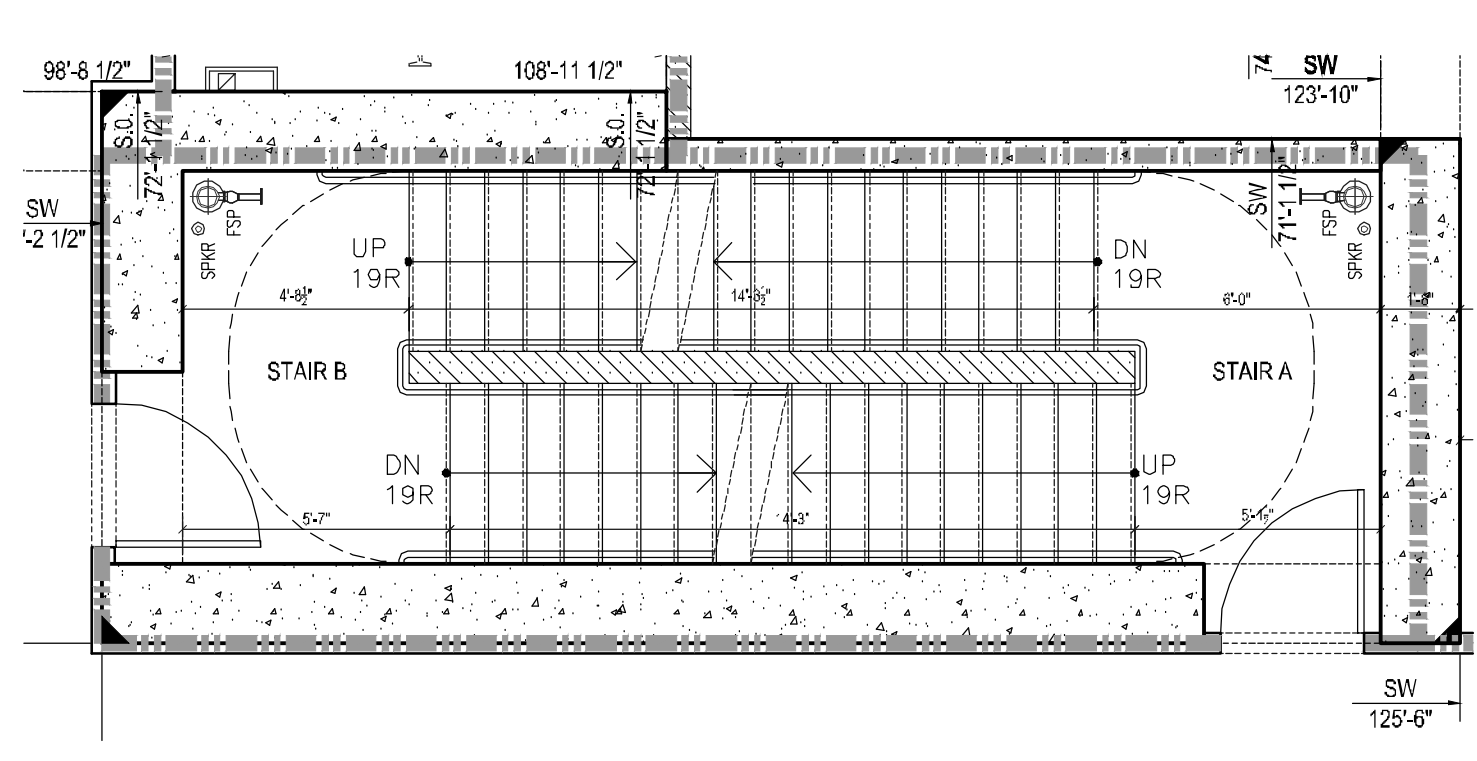
DWG TITLE:
STAIR A & STAIR B PLAN

SEAL & SIGNATURE
REGISTERED ARCHITECT
DATE: 10/08/2017
PROJECT # 15412
SCALE: AS NOTED
DWG NO. A-700.00
101 OF 105

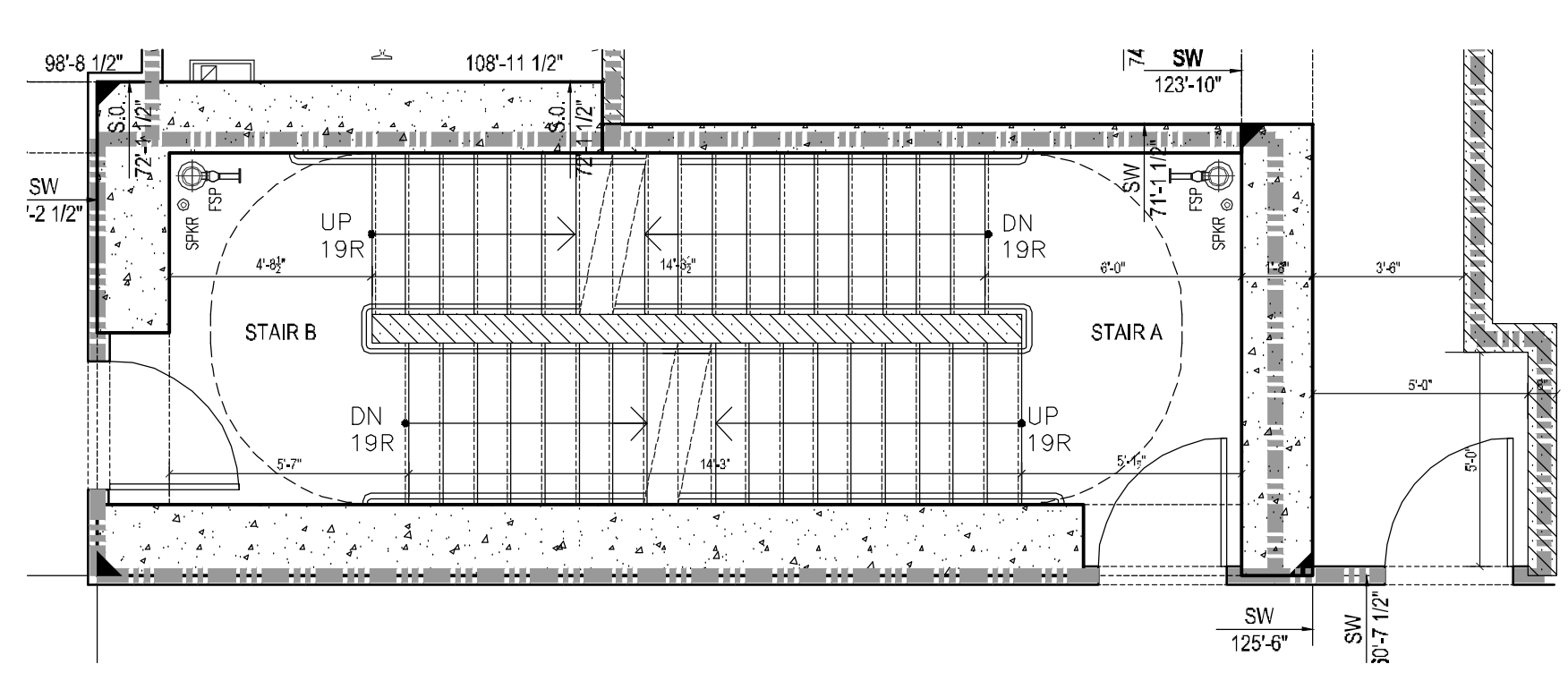
DATE: 10/08/2017
PROJECT # 15412
SCALE: AS NOTED
DWG NO. A-700.00
101 OF 105



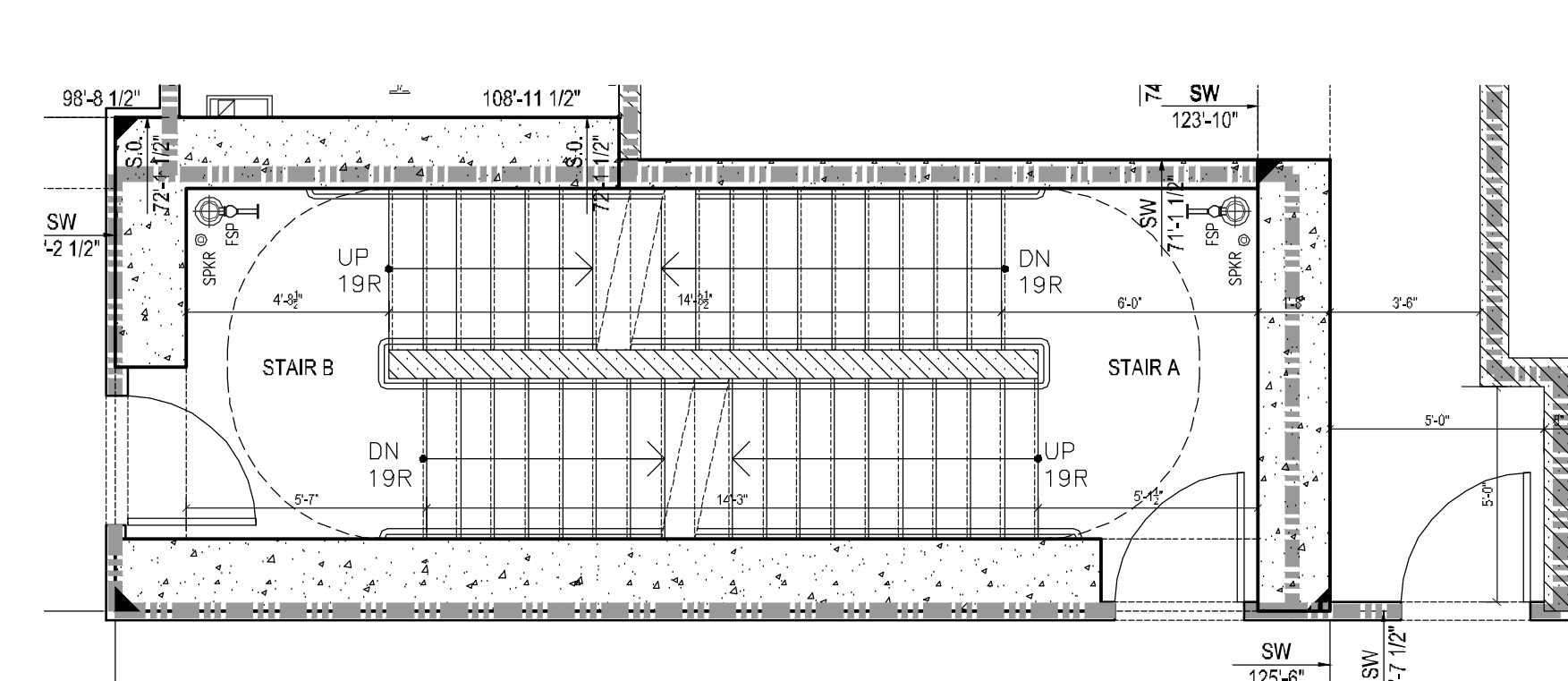
24 63RD THRU 65TH FLOOR PLAN
1/4" = 1'-0"



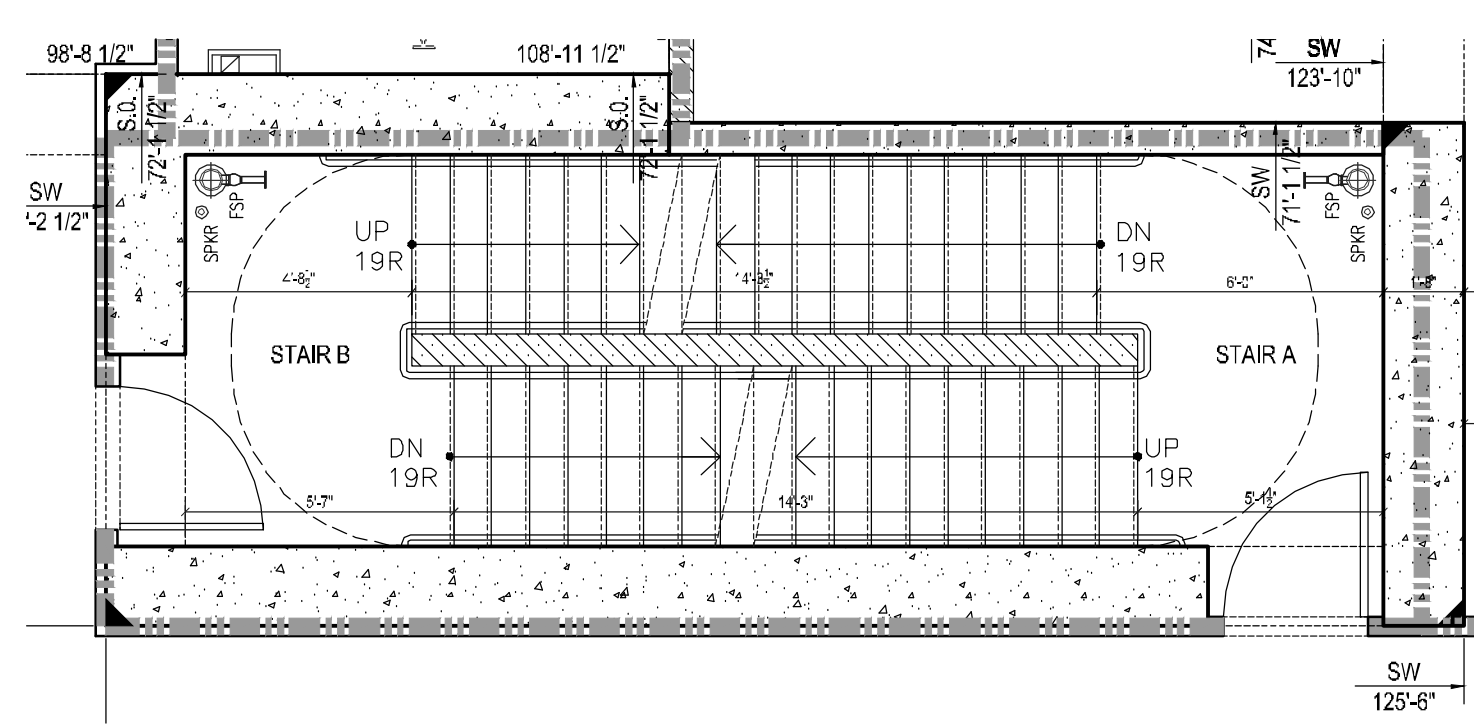
18 39TH THRU 44TH FLOOR PLAN
1/4" = 1'-0"



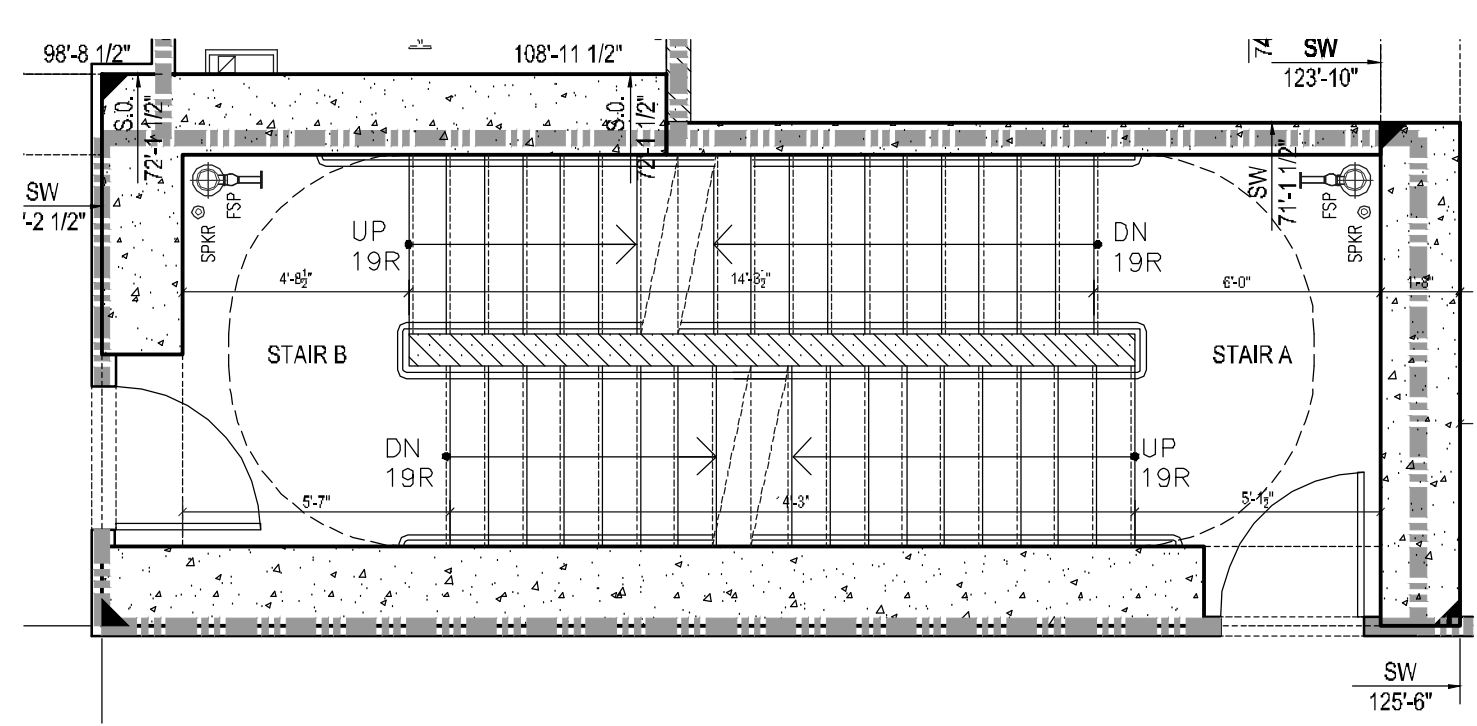
12 23RD FLOOR PLAN
1/4" = 1'-0"



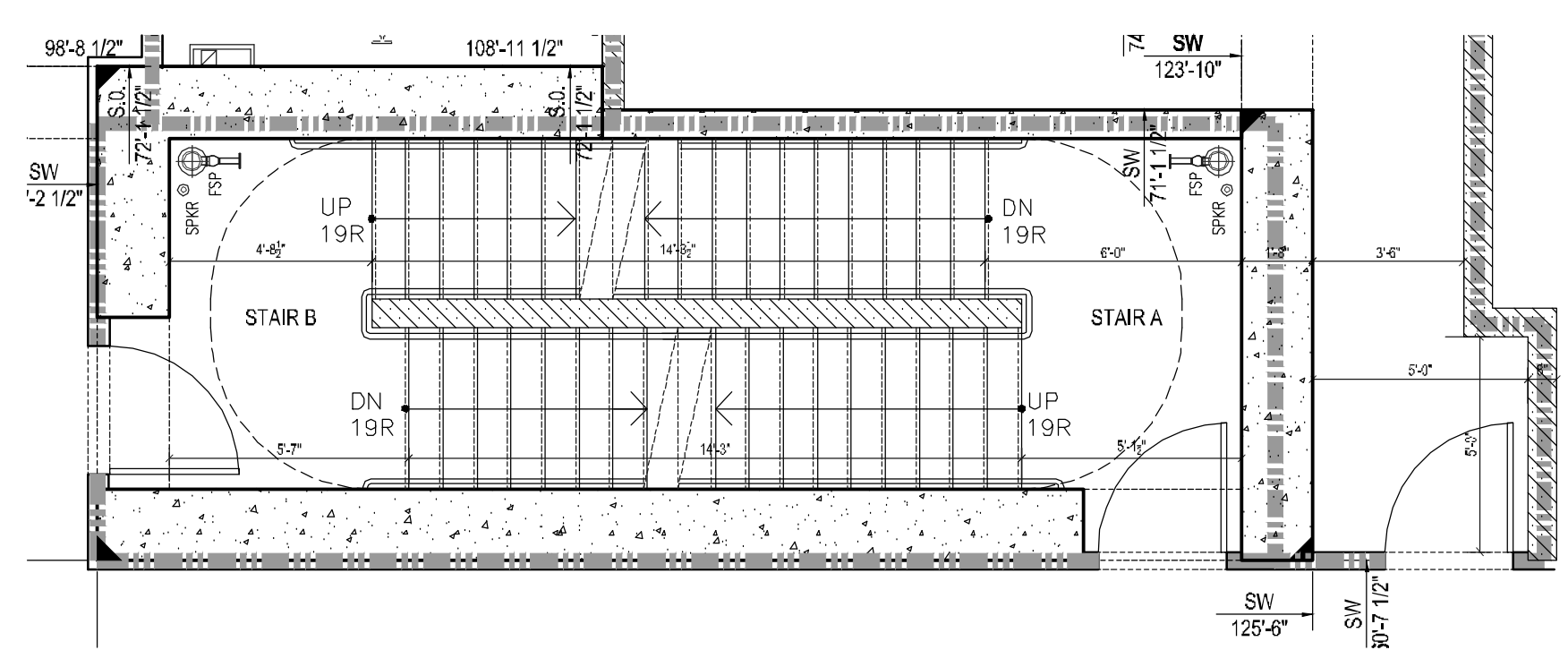
6 5TH FLOOR PLAN
1/4" = 1'-0"



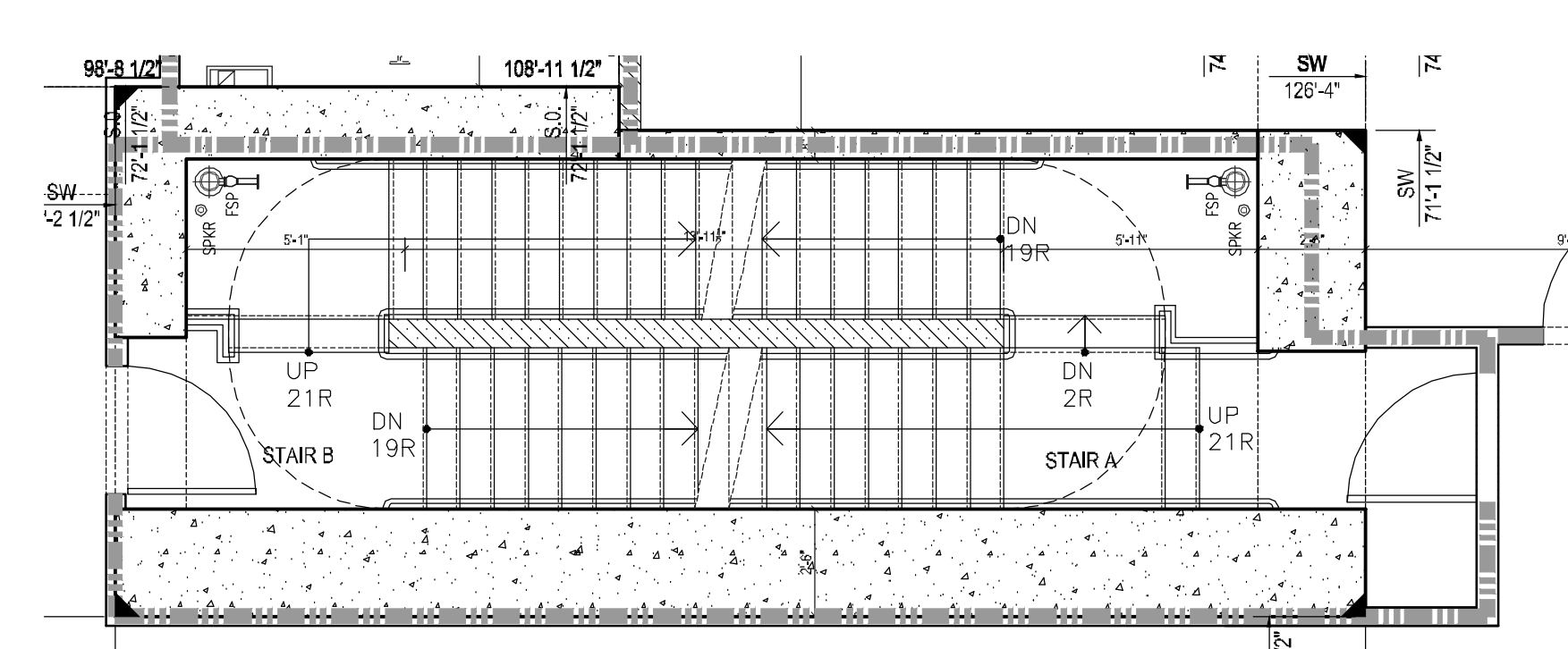
23 62ND FLOOR PLAN
1/4" = 1'-0"



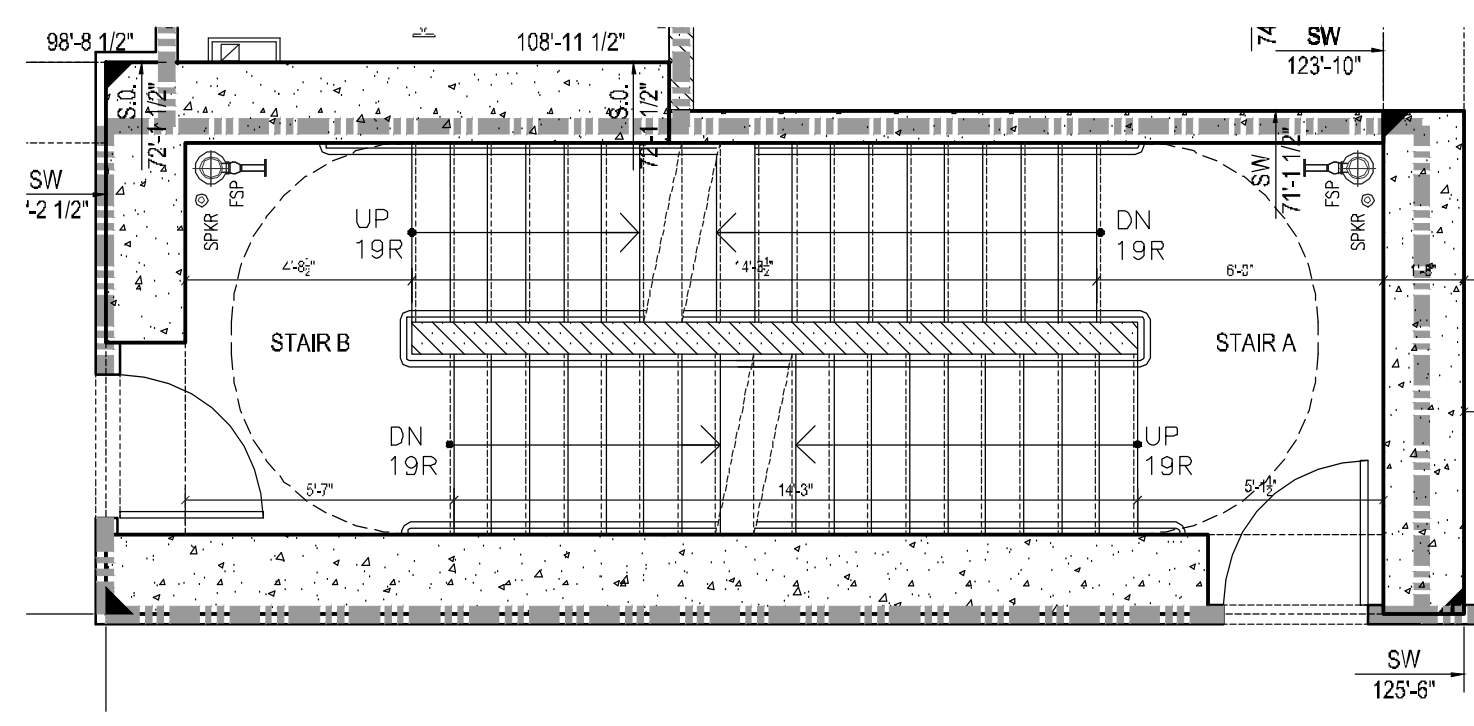
17 38TH FLOOR PLAN
1/4" = 1'-0"



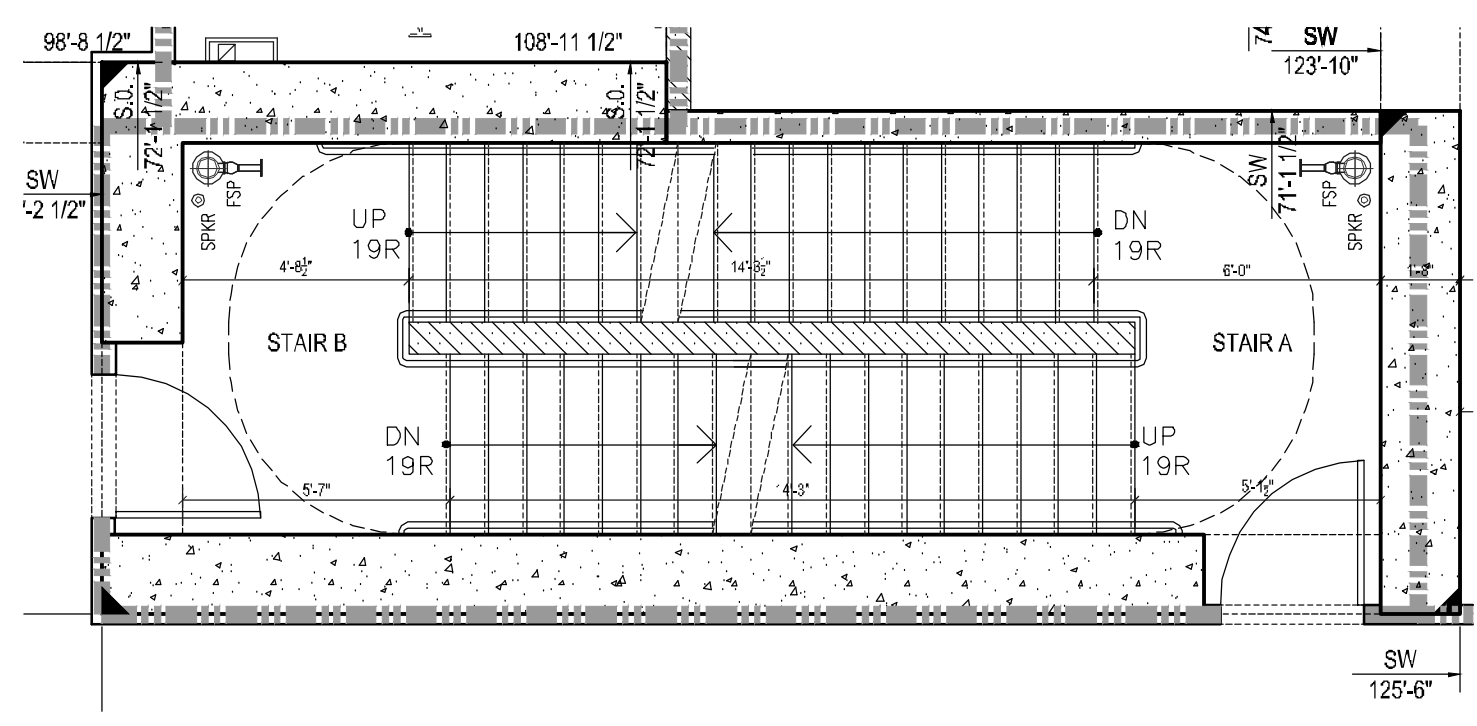
11 22ND FLOOR PLAN
1/4" = 1'-0"



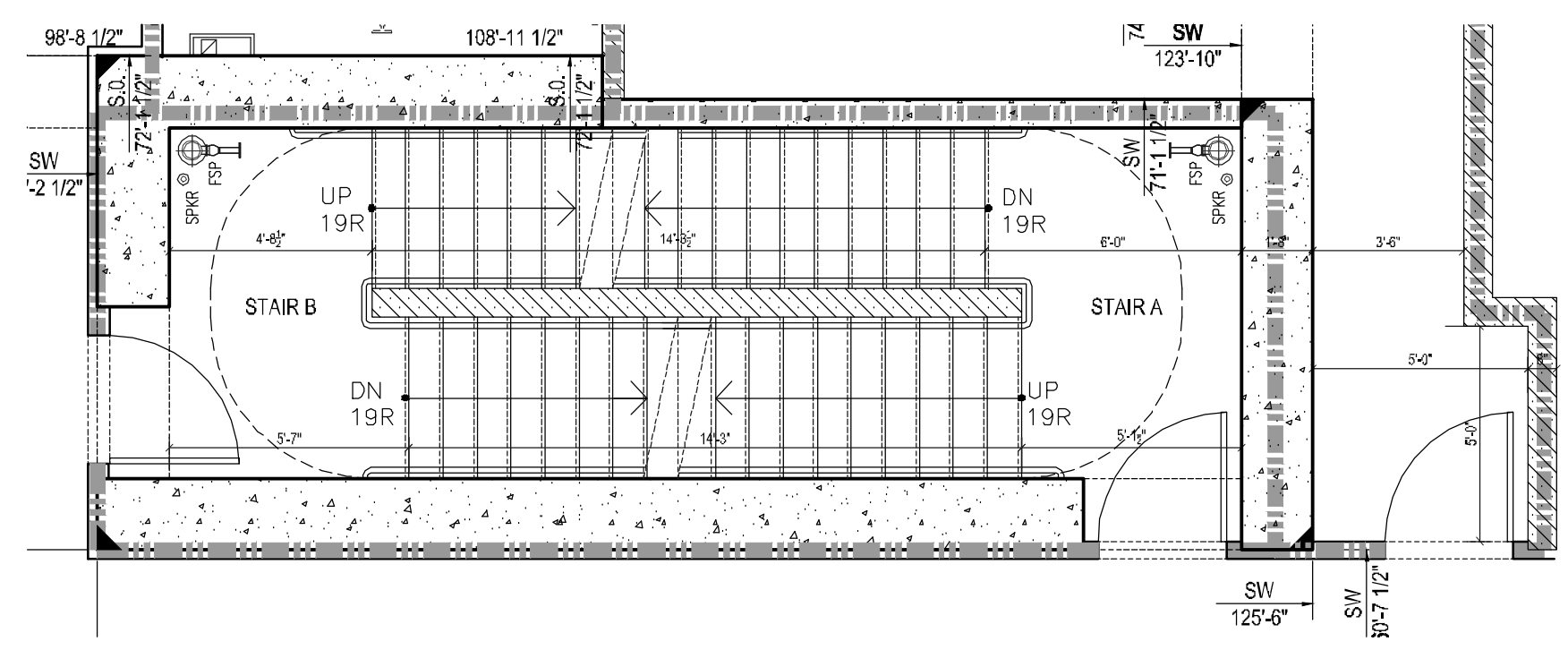
5 4TH FLOOR PLAN
1/4" = 1'-0"



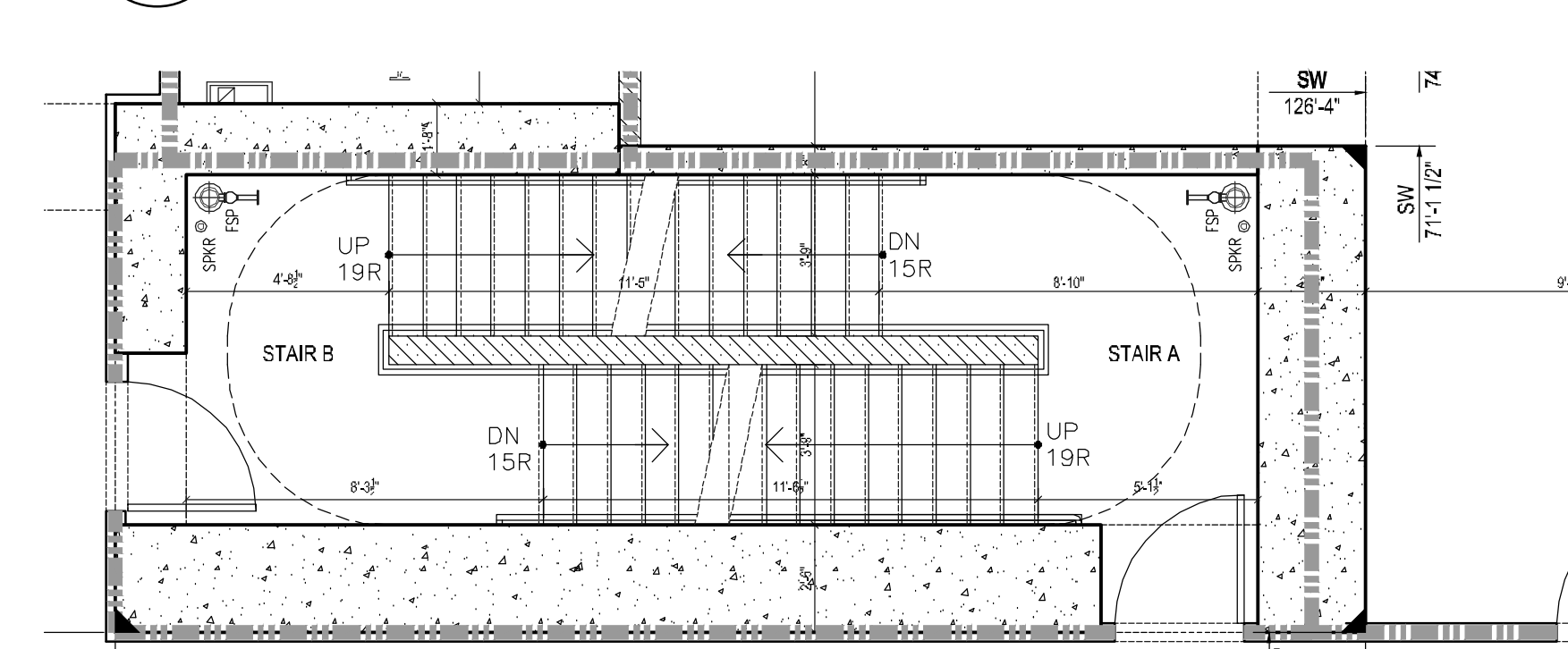
22 61ST FLOOR PLAN
1/4" = 1'-0"



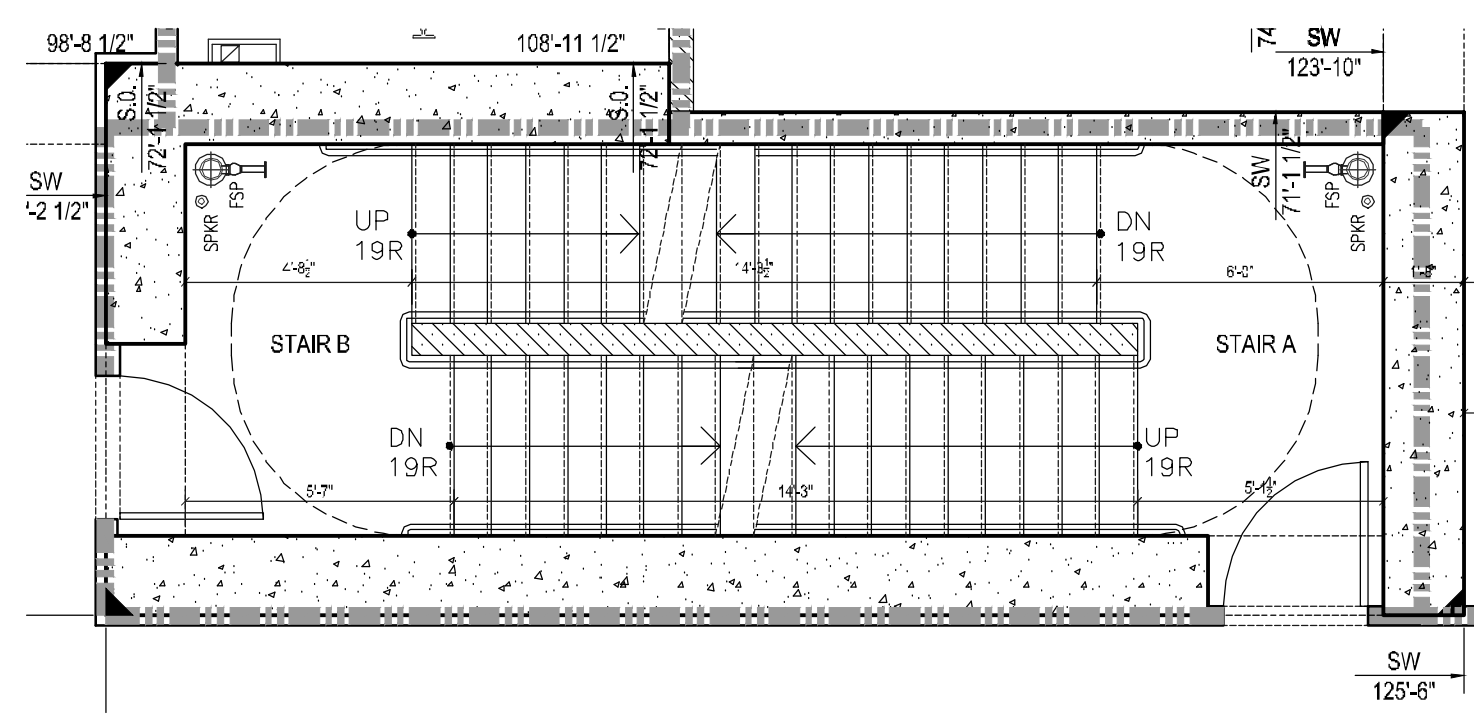
16 37TH FLOOR PLAN
1/4" = 1'-0"



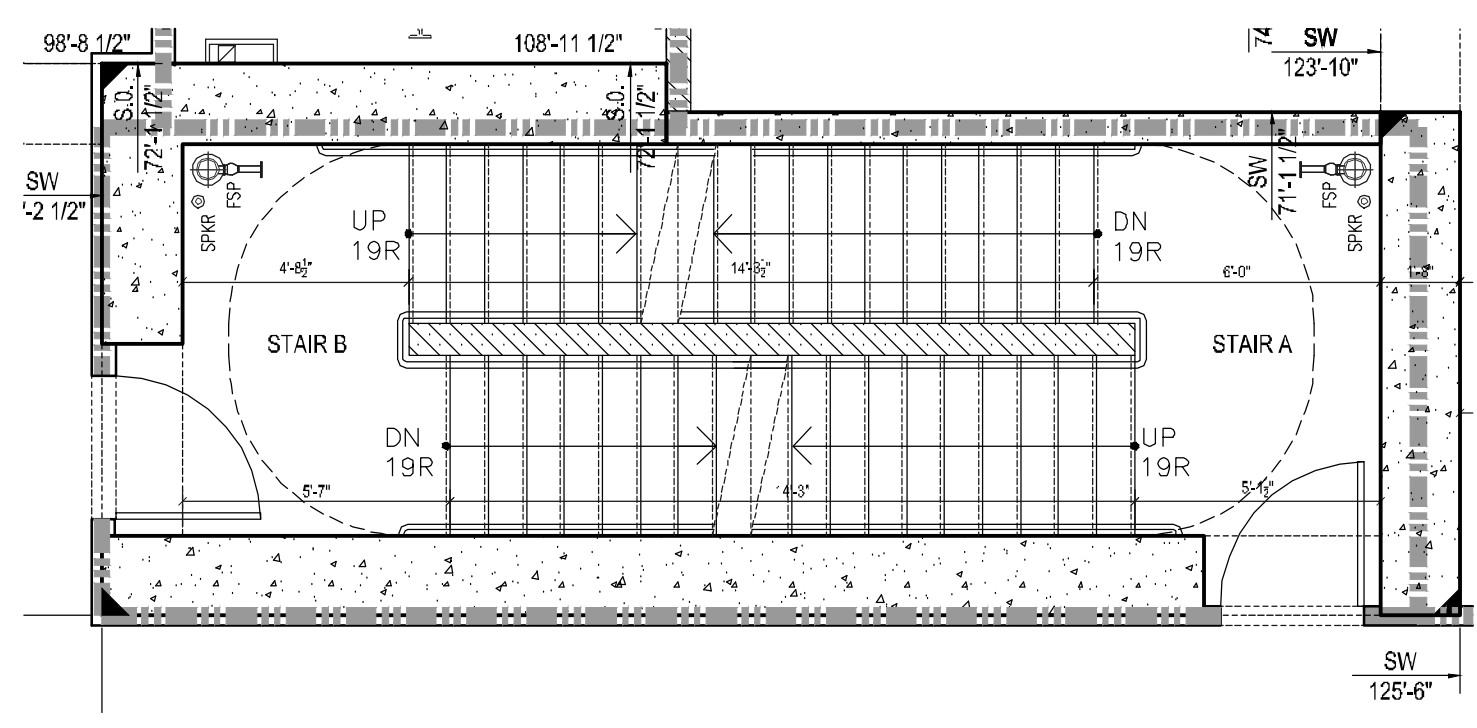
10 9TH THRU 21ST FLOOR PLAN
1/4" = 1'-0"



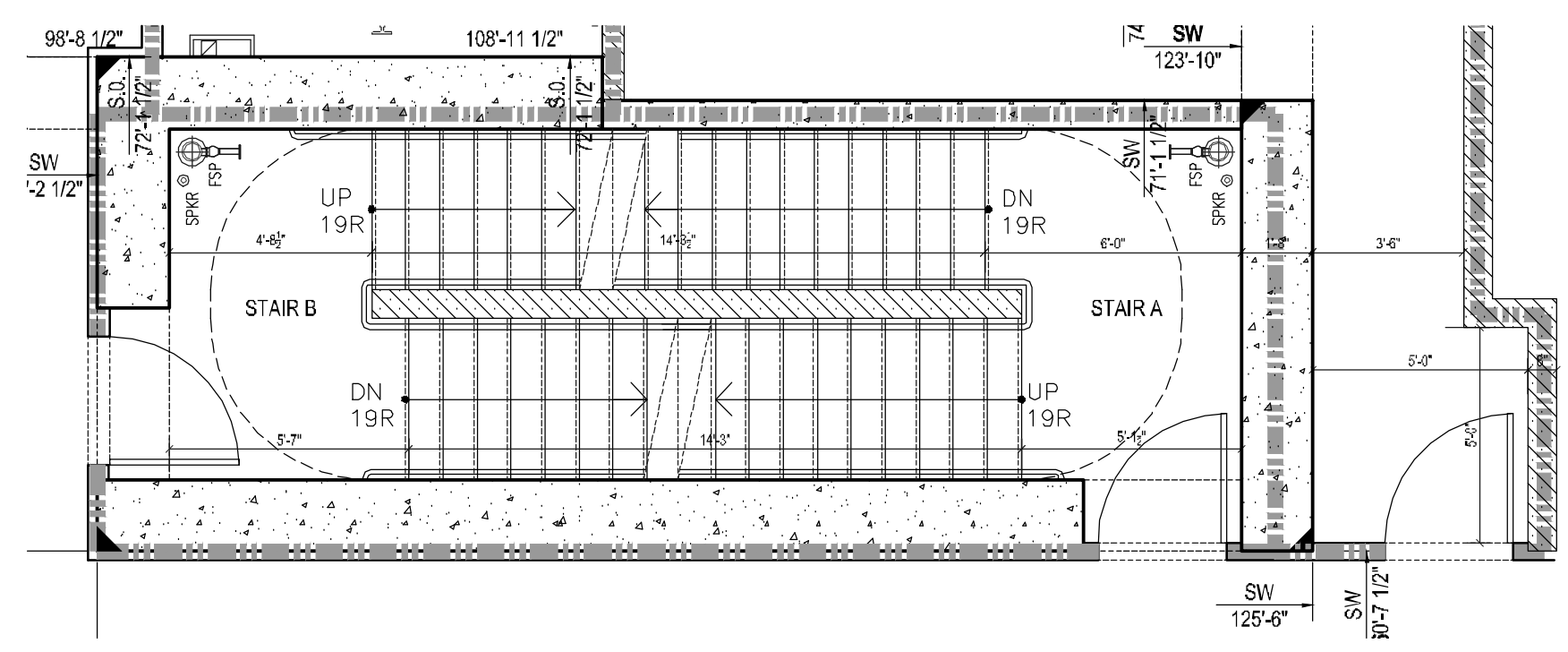
4 3RD FLOOR PLAN
1/4" = 1'-0"



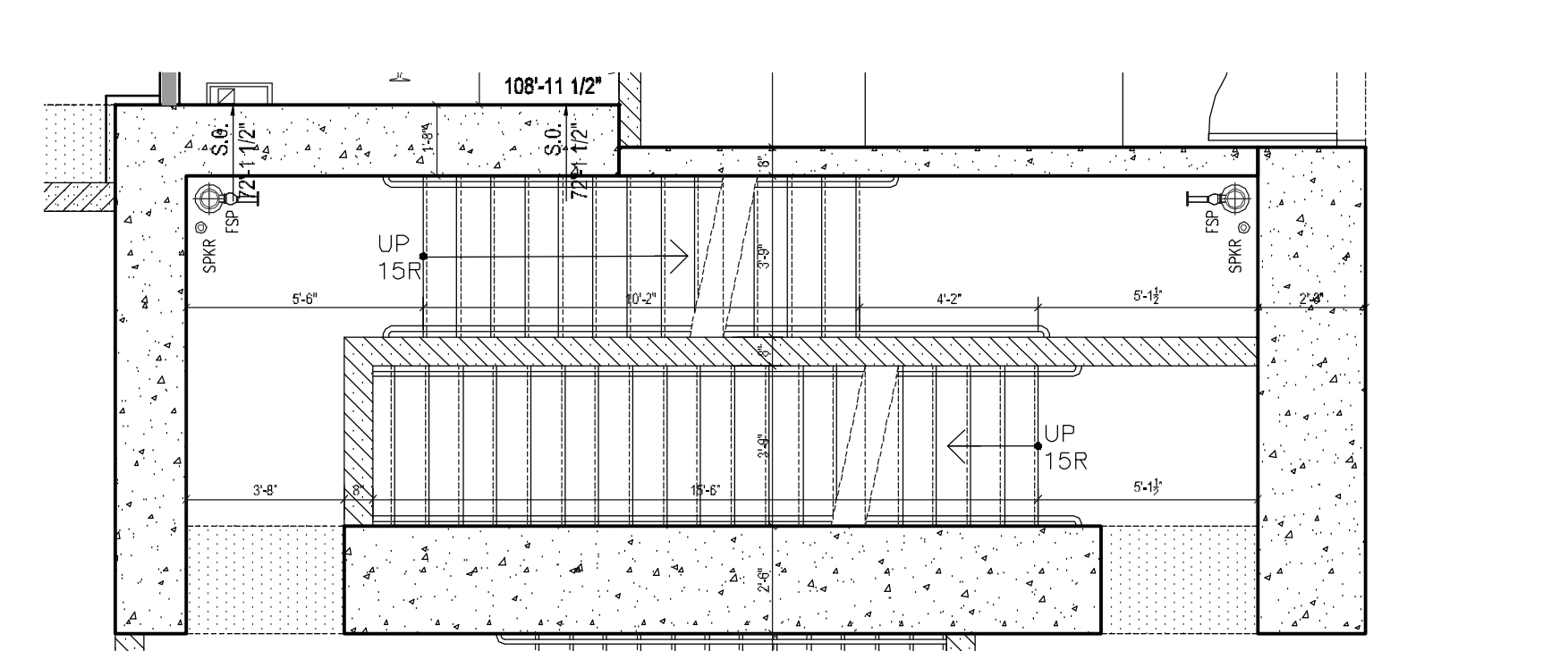
21 47TH THUR 60TH FLOOR PLAN
1/4" = 1'-0"



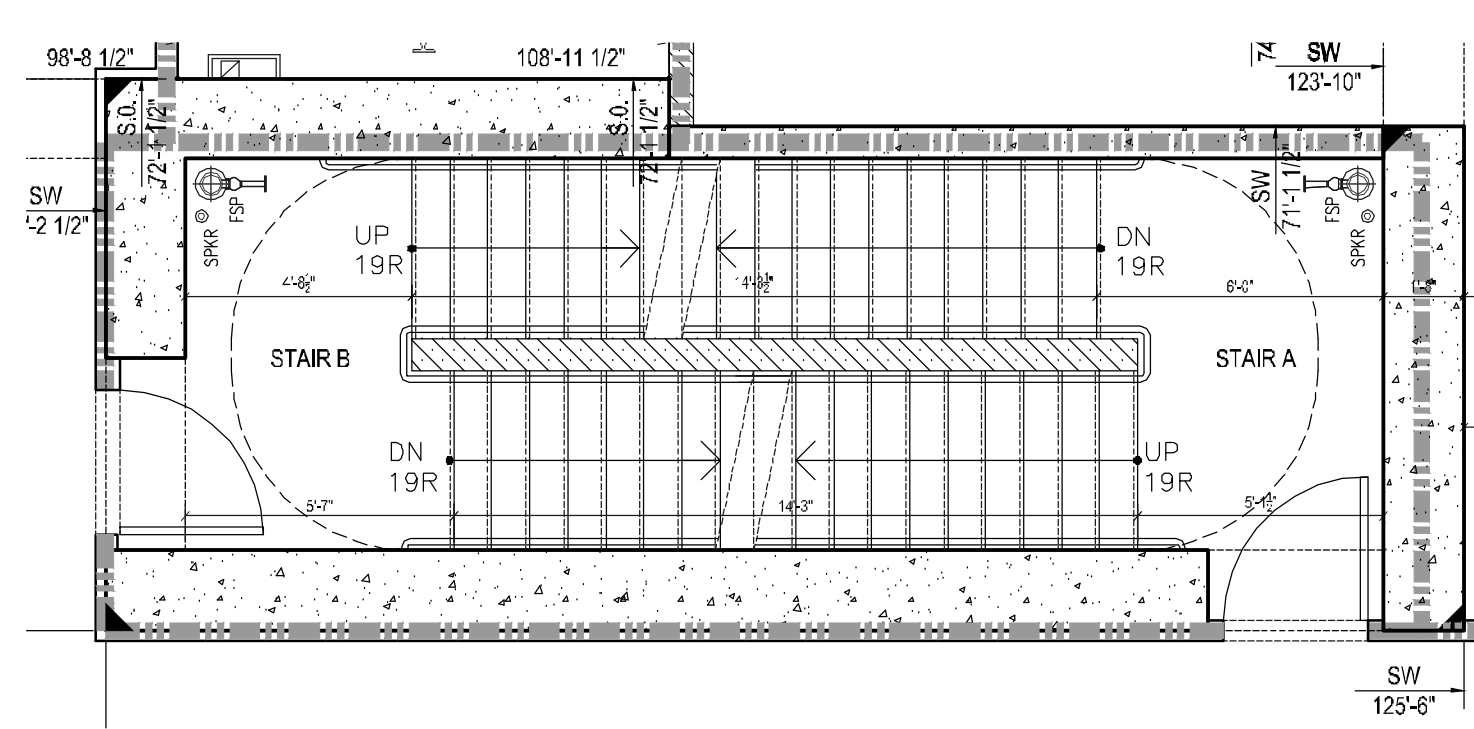
15 36TH FLOOR PLAN
1/4" = 1'-0"



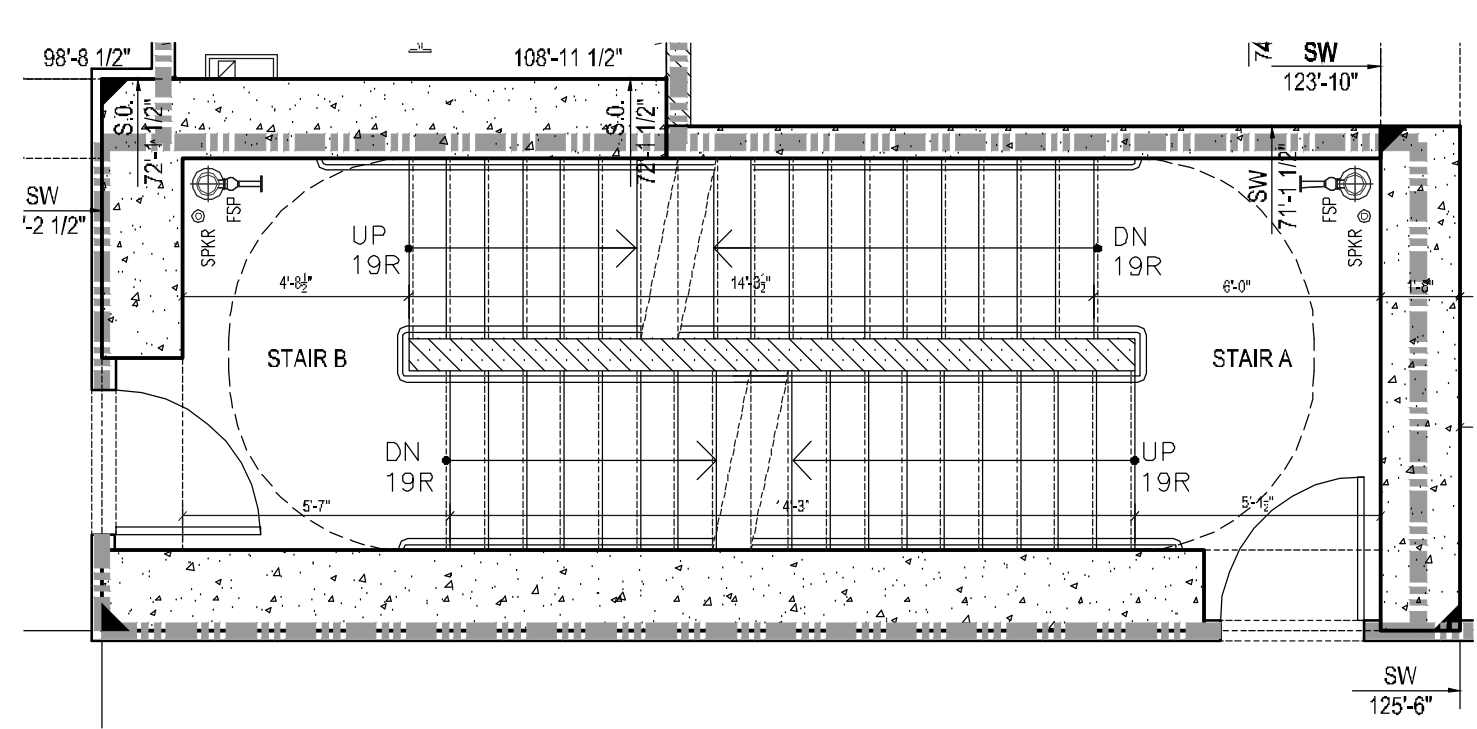
9 8TH FLOOR PLAN
1/4" = 1'-0"



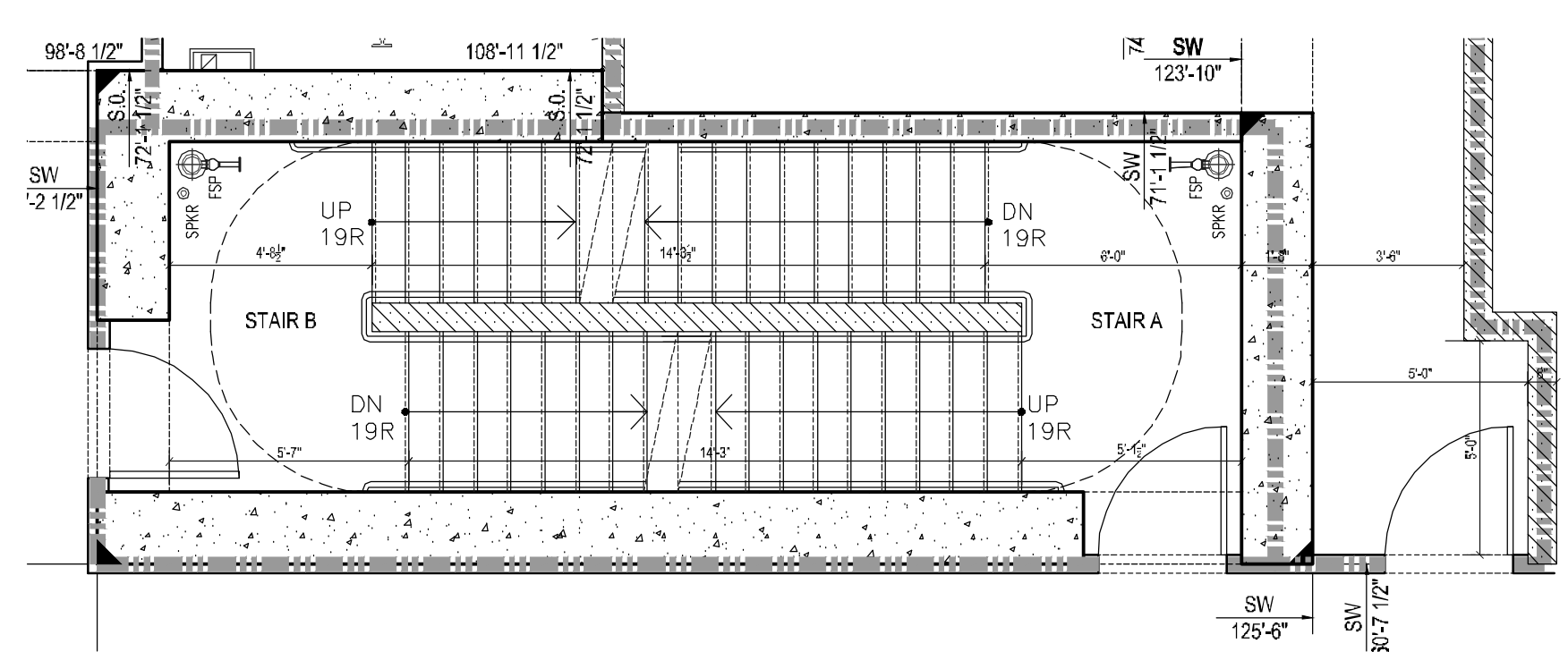
3 2ND FLOOR PLAN
1/4" = 1'-0"



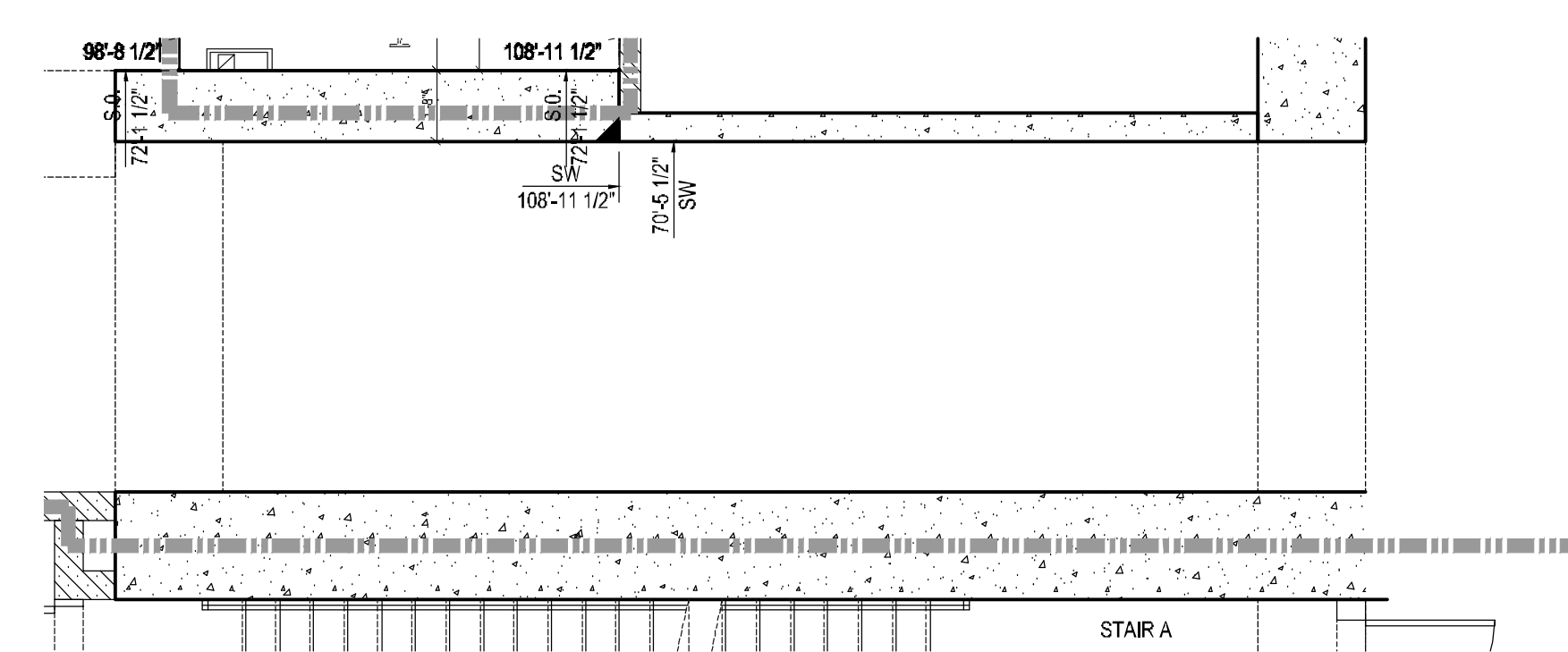
20 46TH FLOOR PLAN
1/4" = 1'-0"



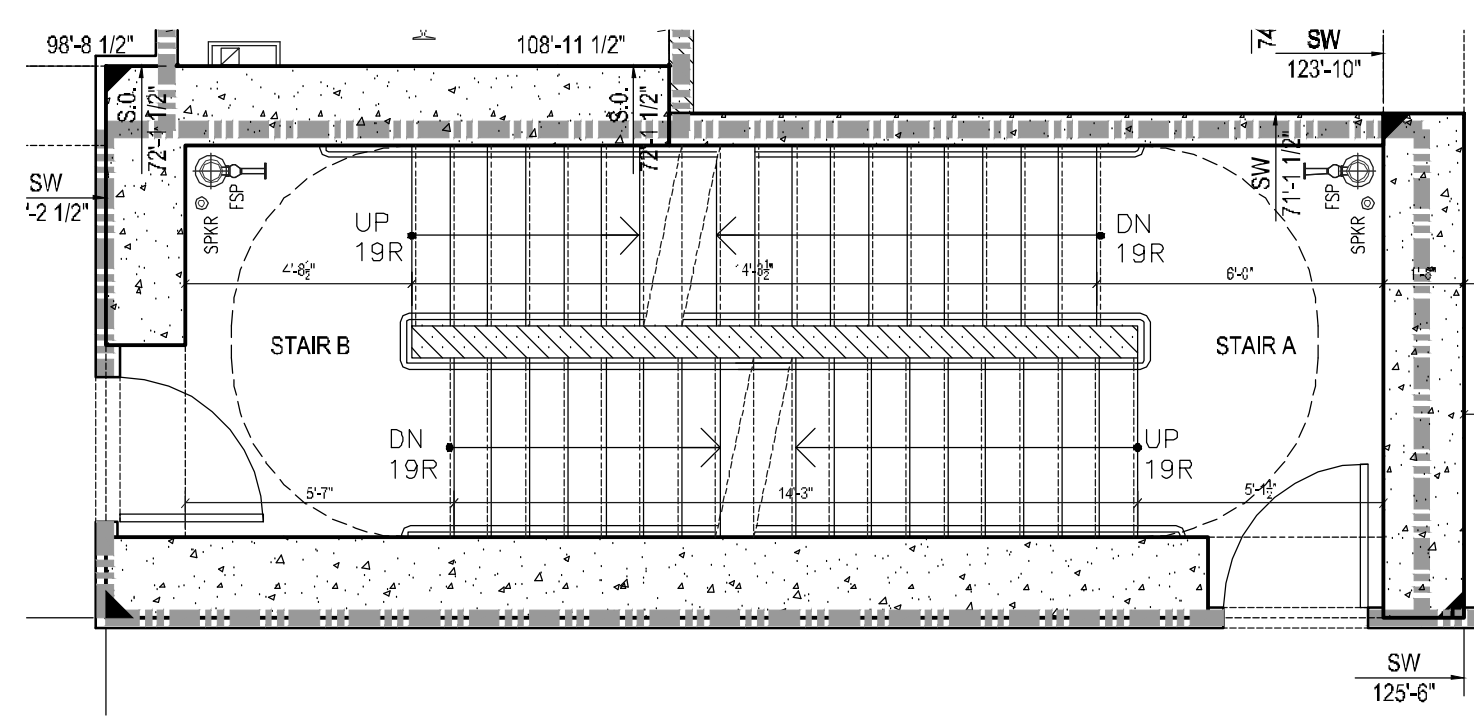
14 35TH FLOOR PLAN
1/4" = 1'-0"



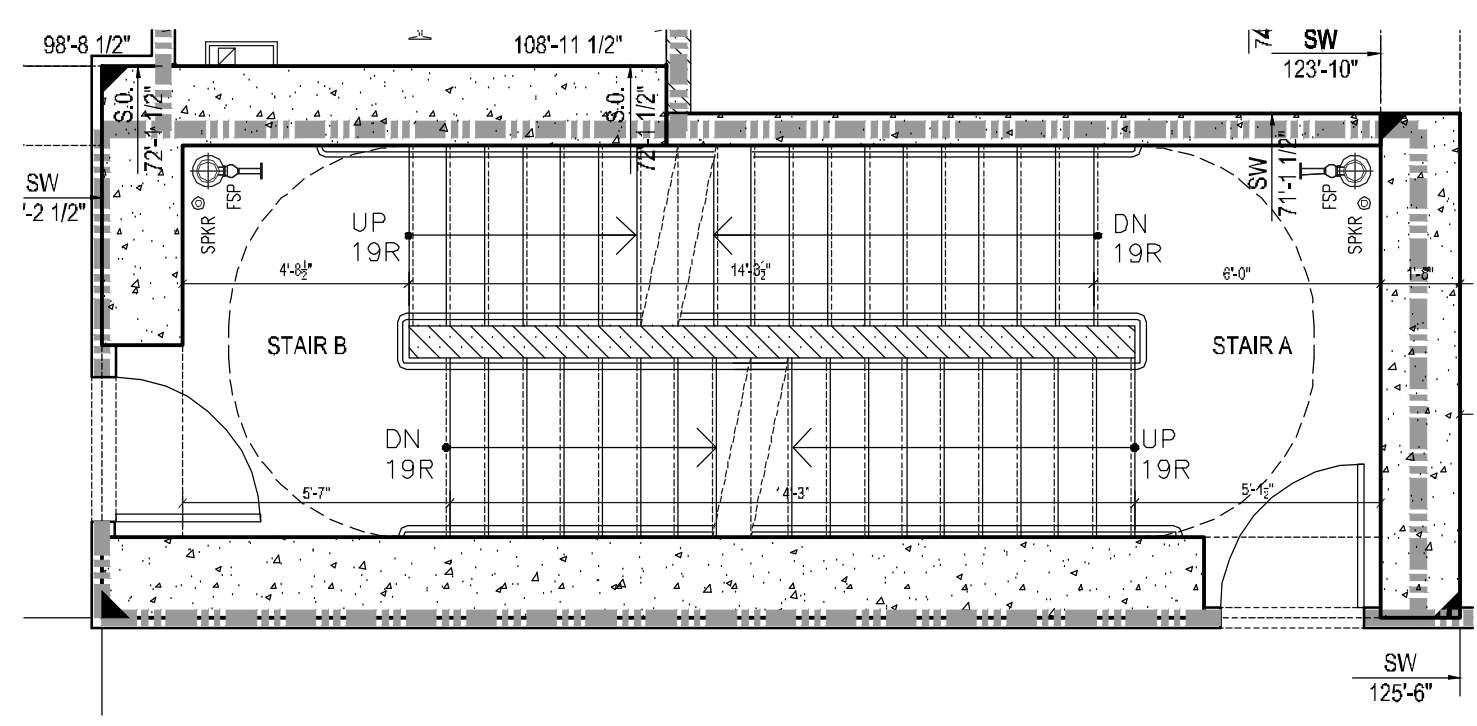
8 7TH FLOOR PLAN
1/4" = 1'-0"



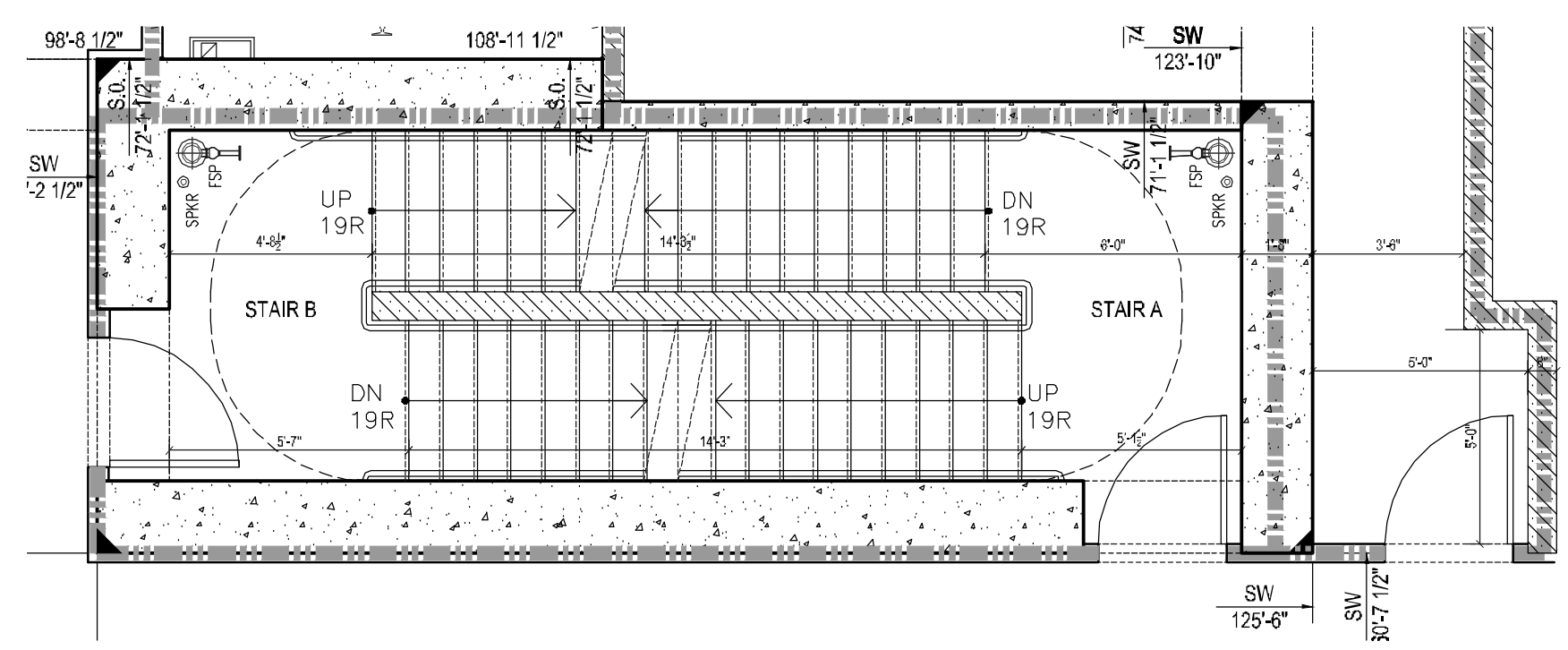
2 1ST FLOOR PLAN
1/4" = 1'-0"



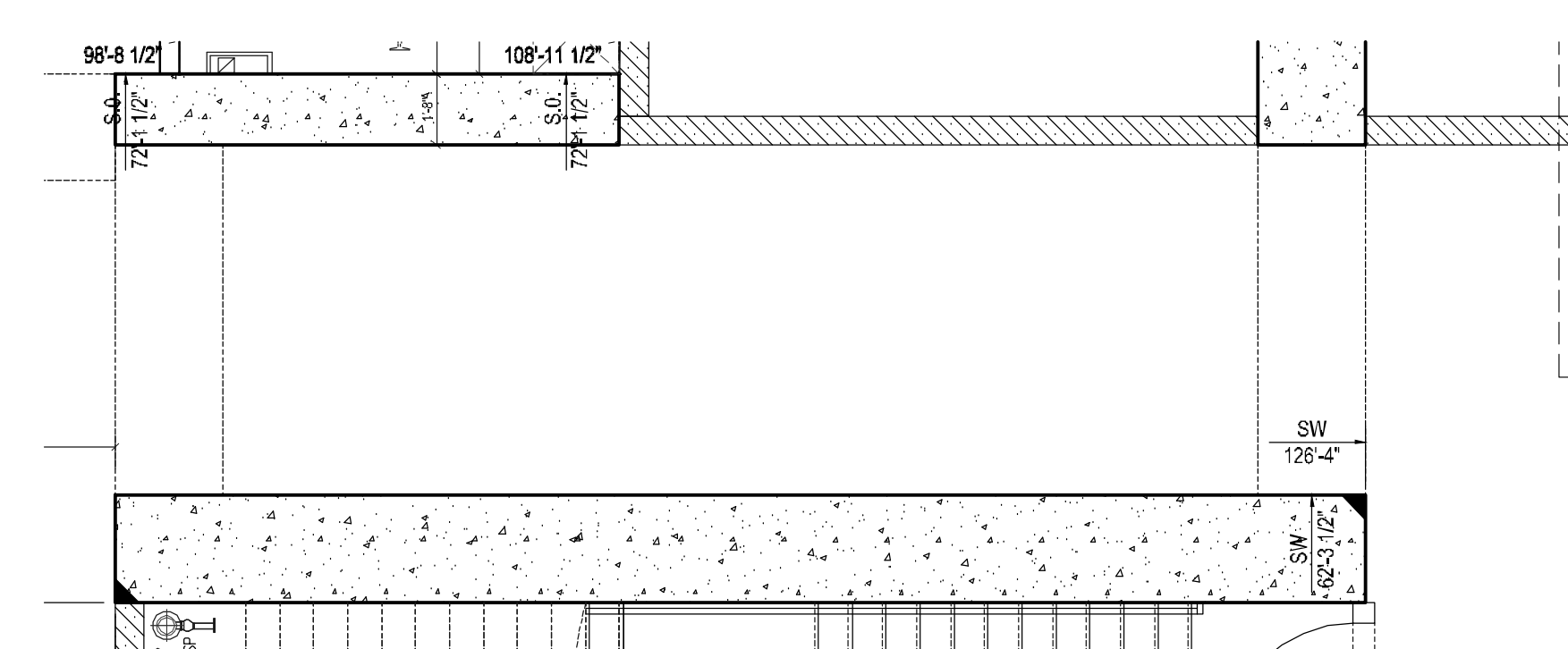
19 45TH FLOOR PLAN
1/4" = 1'-0"



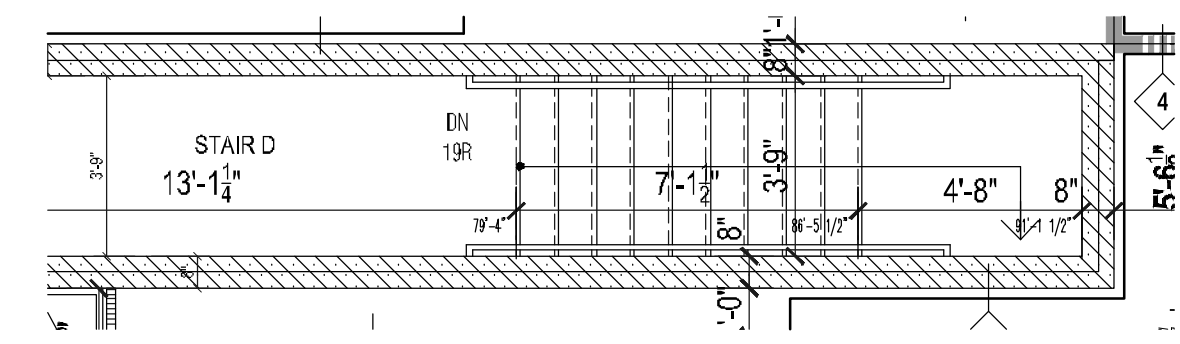
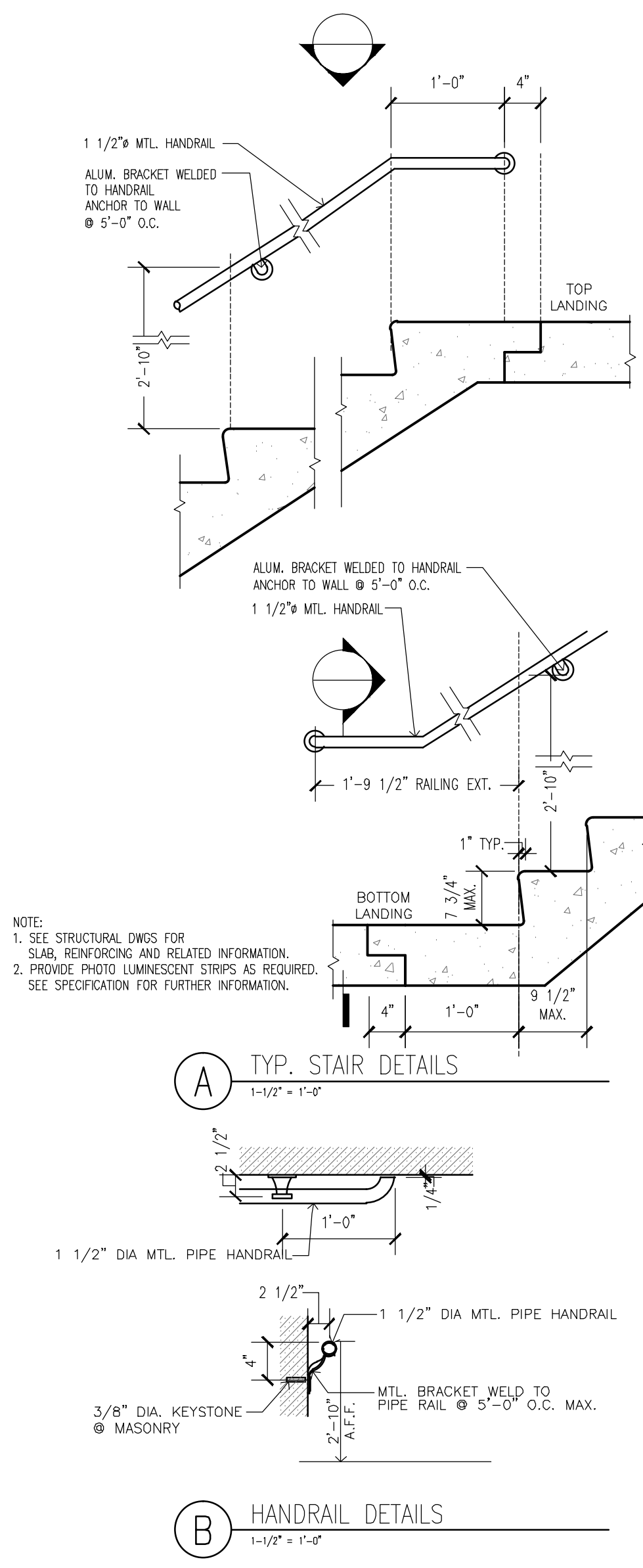
13 24TH THRU 34TH FLOOR PLAN
1/4" = 1'-0"



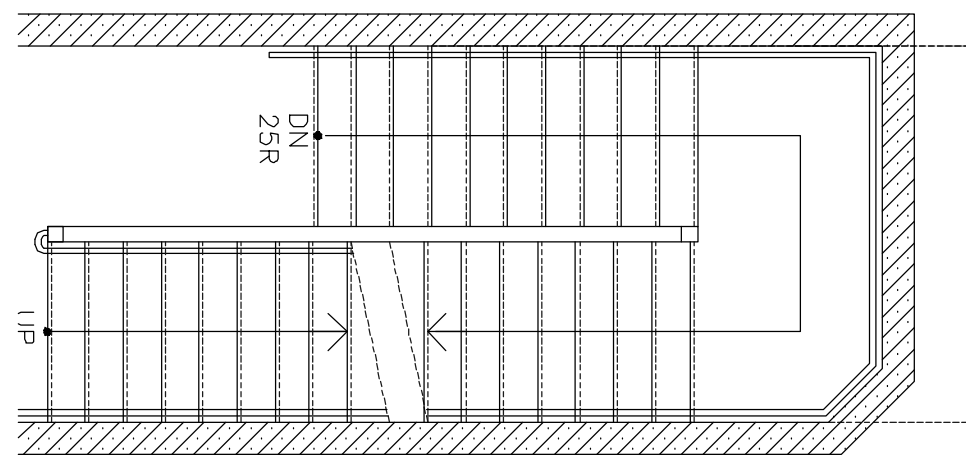
7 6TH FLOOR PLAN
1/4" = 1'-0"



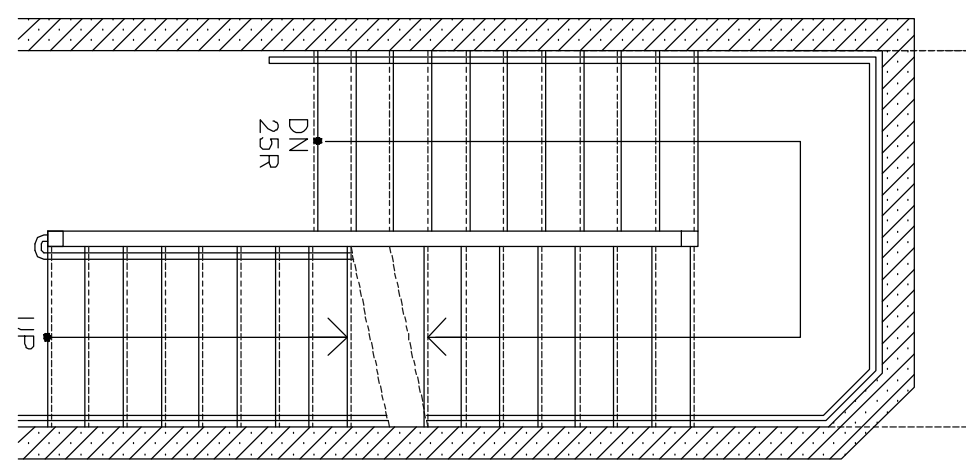
1 CELLAR FLOOR PLAN
1/4" = 1'-0"



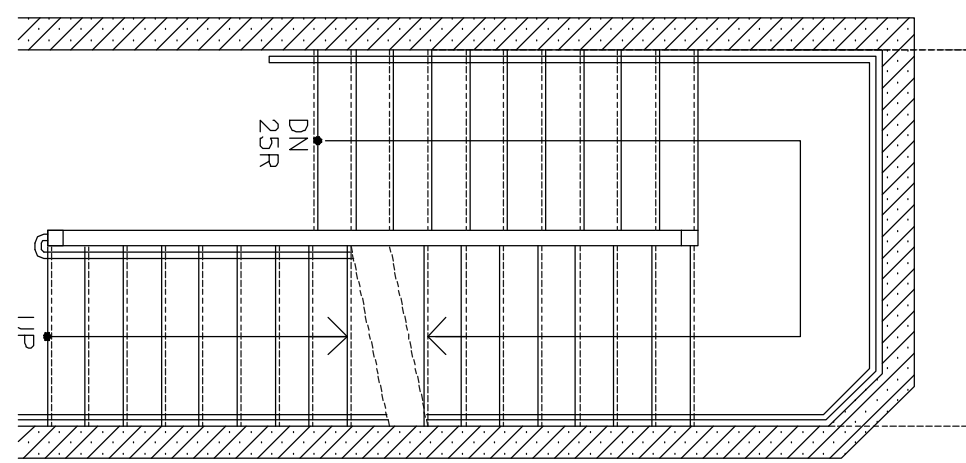
12 7TH FLOOR PLAN (STAIR D)
1/4" = 1'-0"



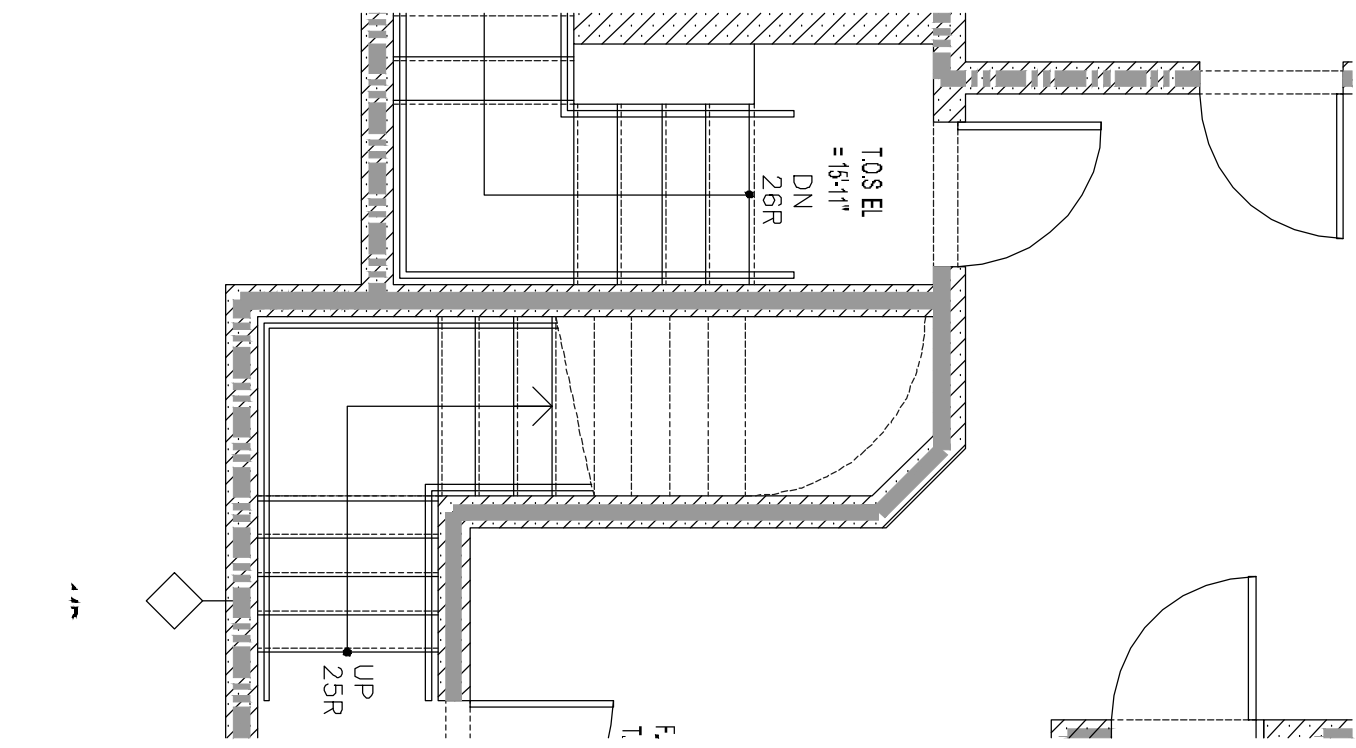
11 6TH FLOOR PLAN (STAIR D)
1/4" = 1'-0"



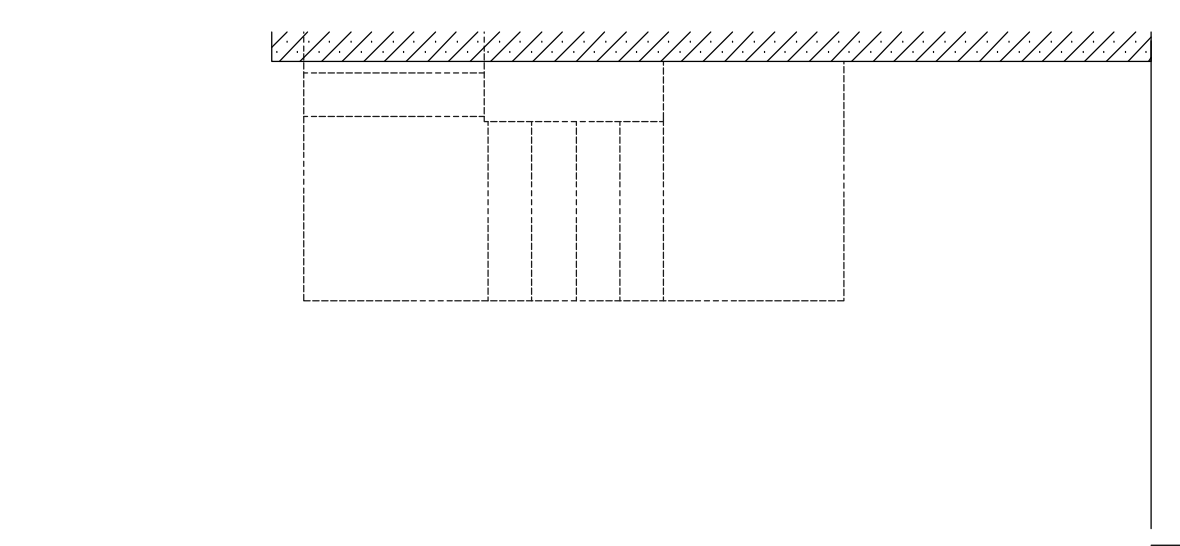
10 4TH THRU 5TH FLOOR PLAN (STAIR D)
1/4" = 1'-0"



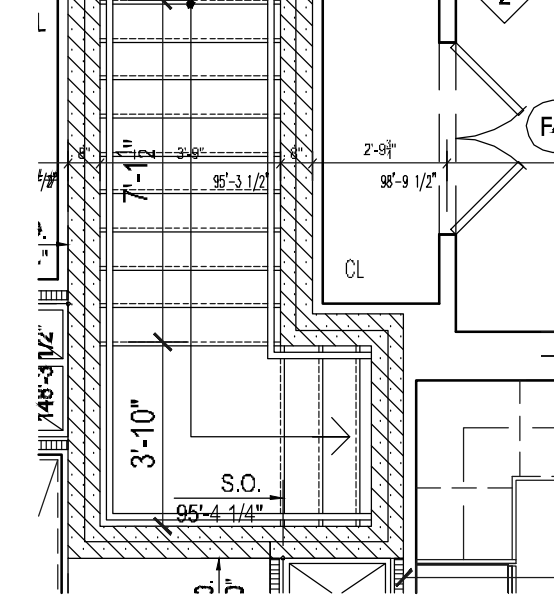
9 3RD FLOOR PLAN (STAIR D)
1/4" = 1'-0"



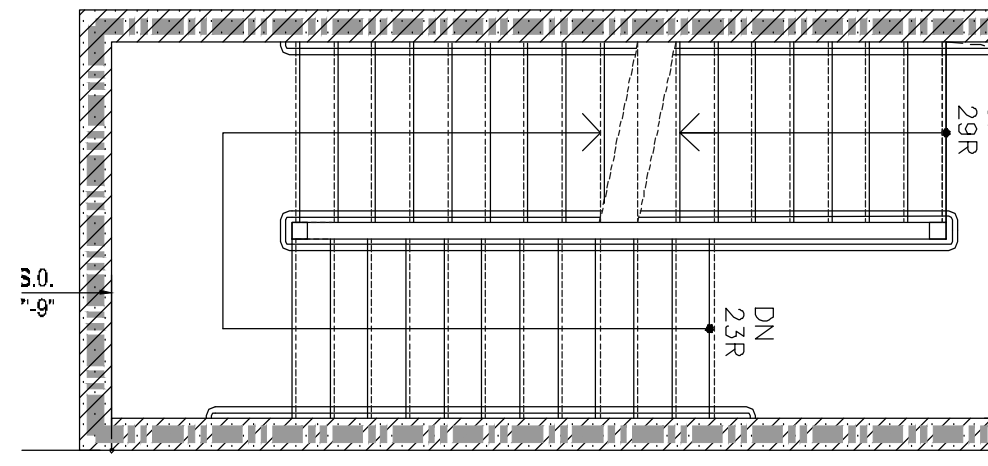
8 2ND FLOOR PLAN (STAIR D)
1/4" = 1'-0"



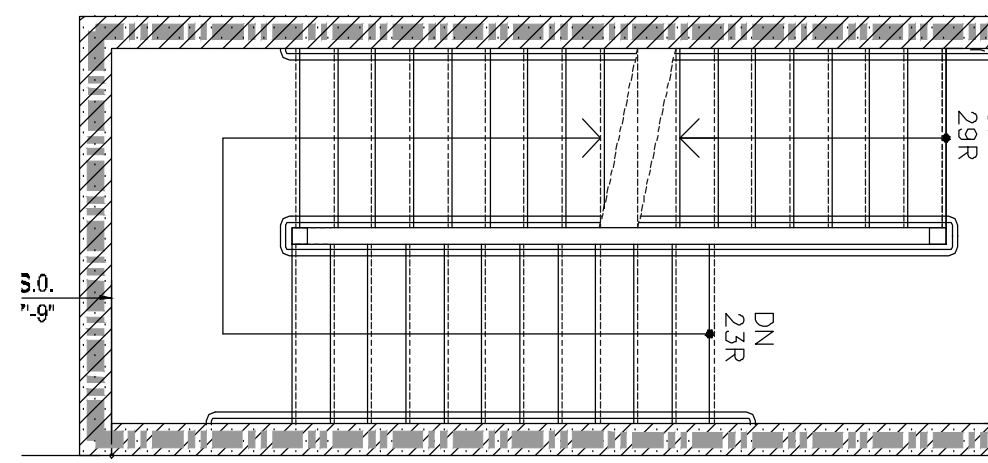
7 CELLAR FLOOR PLAN (STAIR D)
1/4" = 1'-0"



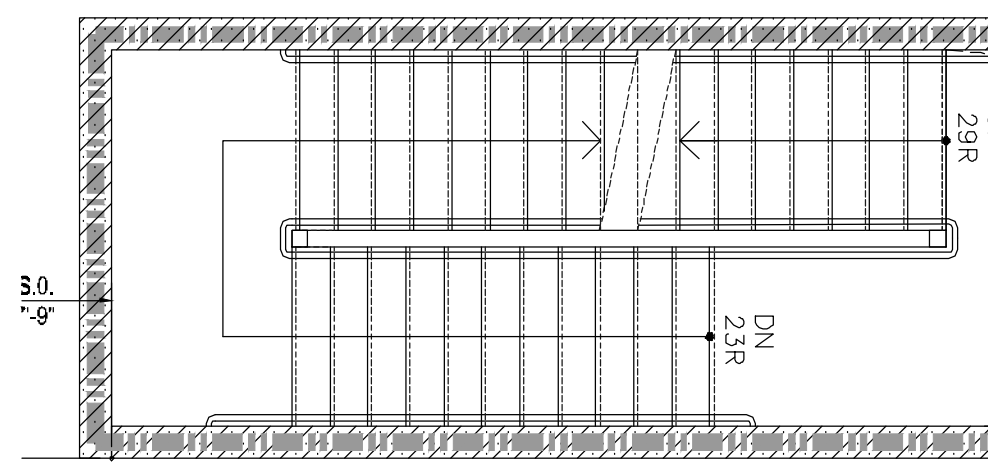
6 7TH FLOOR PLAN (STAIR C)
1/4" = 1'-0"



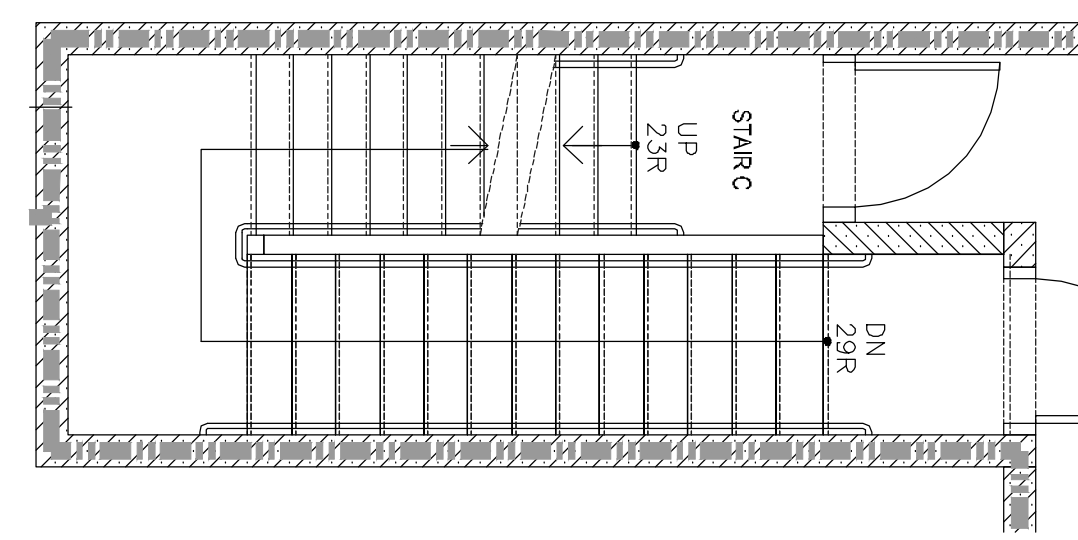
5 6TH FLOOR PLAN (STAIR C)
1/4" = 1'-0"



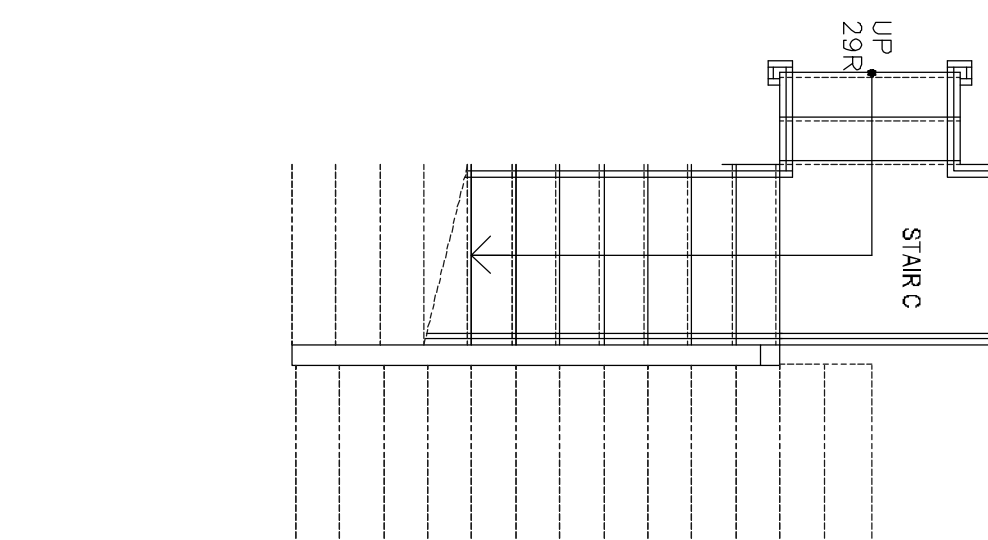
4 4TH THRU 5TH FLOOR PLAN (STAIR C)
1/4" = 1'-0"



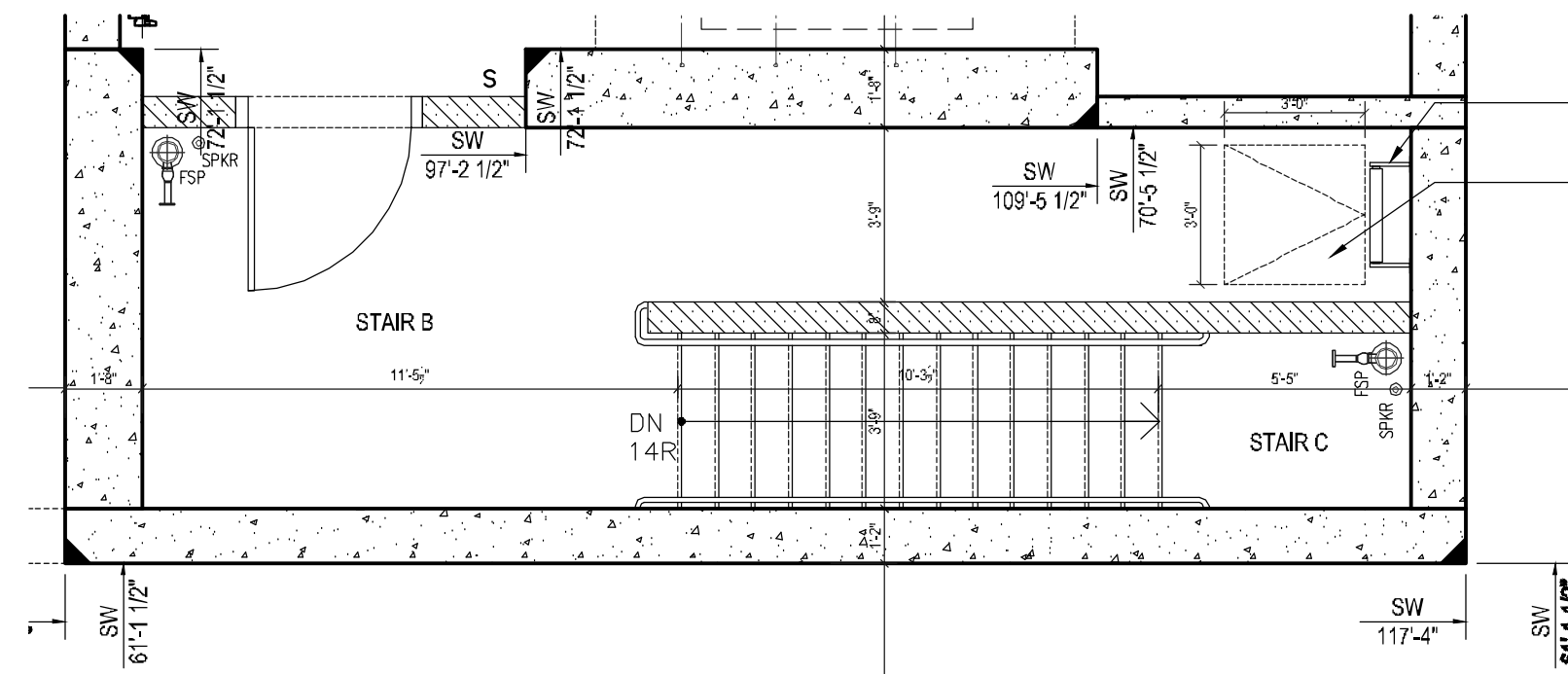
3 3RD FLOOR PLAN (STAIR C)
1/4" = 1'-0"



2 2ND FLOOR PLAN (STAIR C)
1/4" = 1'-0"

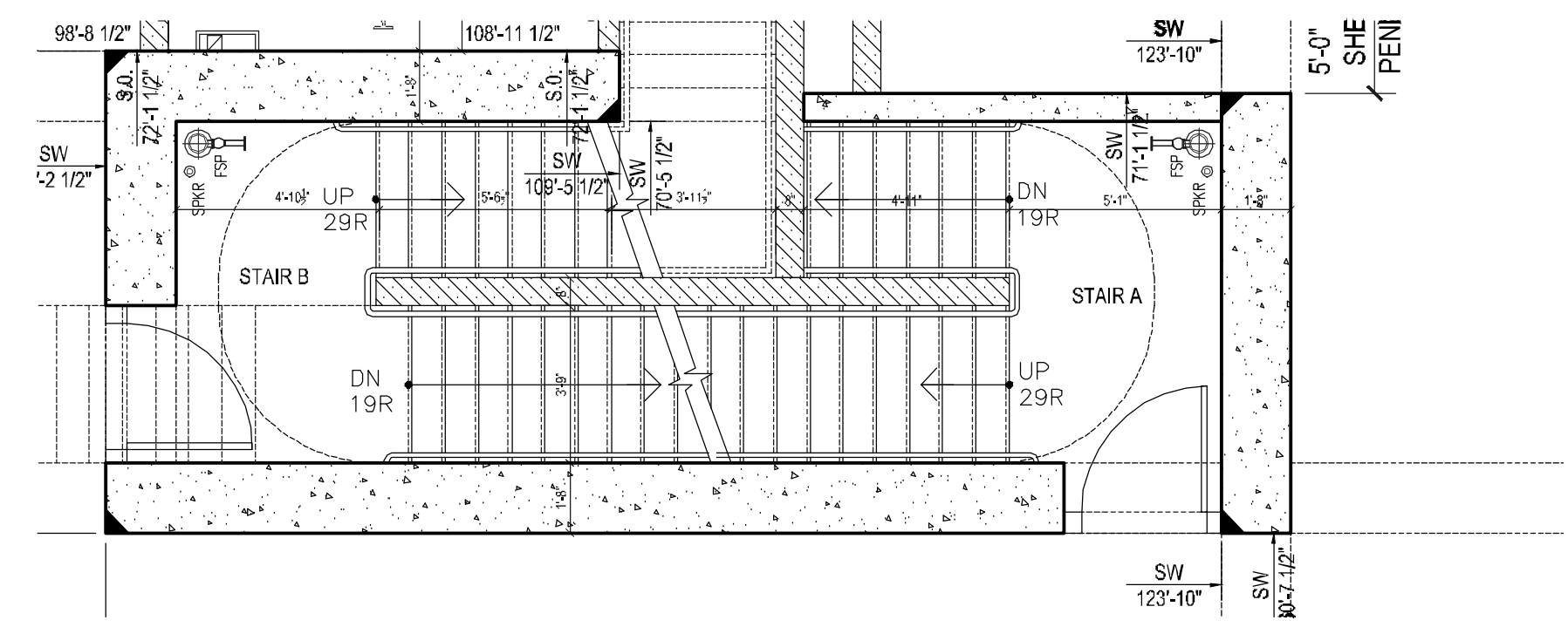


1 CELLAR FLOOR PLAN (STAIR C)
1/4" = 1'-0"

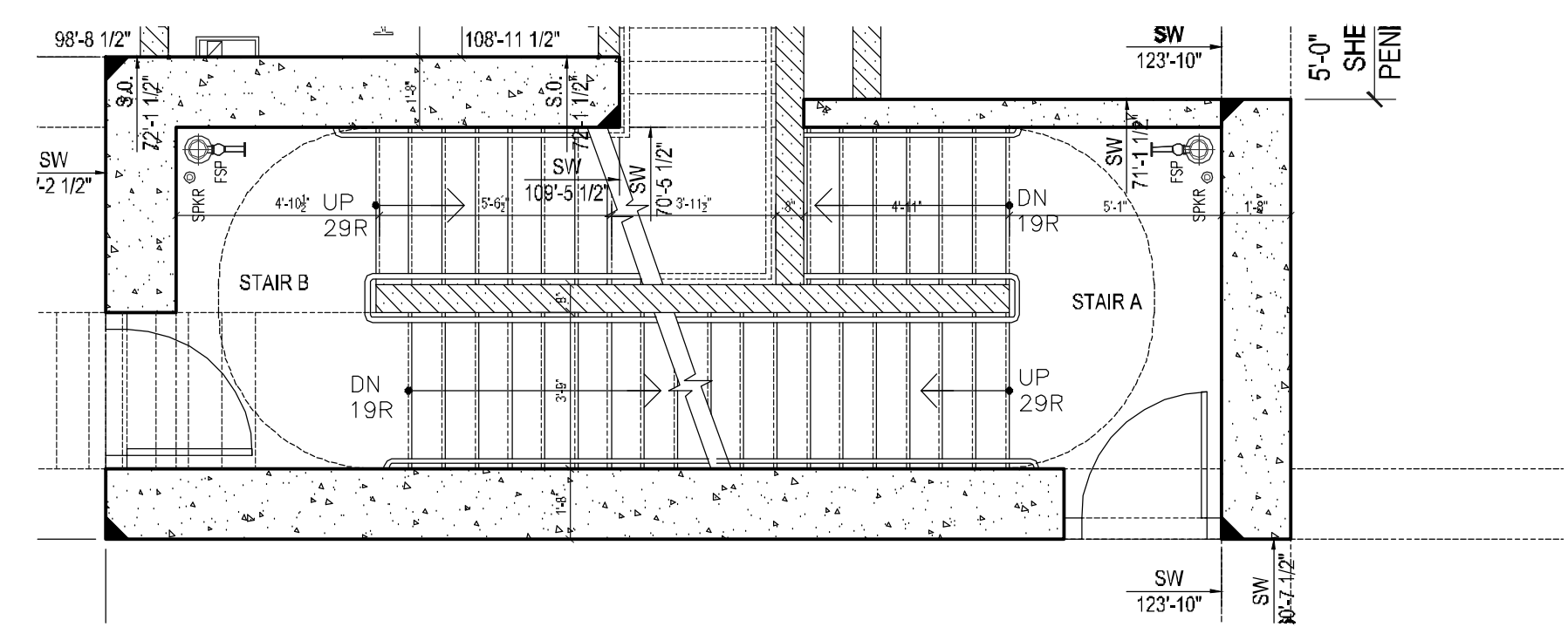


28 EMR PLAN
1/4" = 1'-0"

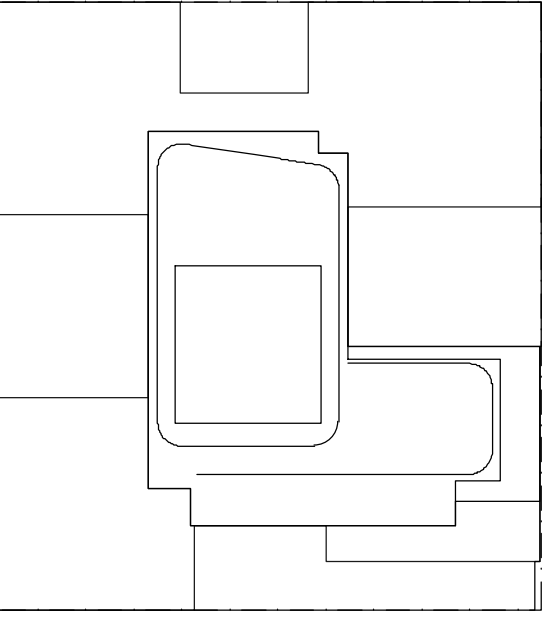
27 MAIN ROOF PLAN
1/4" = 1'-0"



26 67TH FLOOR PLAN
1/4" = 1'-0"



25 66TH FLOOR PLAN
1/4" = 1'-0"



NOTES:

NOT FOR CONSTRUCTION

10/06/2017	ISSUED FOR DOB
09/19/2017	90A CD SET ADD # 3
08/02/2017	60A CD SET
02/02/2017	90A CD SET
03/30/2017	ISSUED FOR DOB
03/01/2017	ISSUED FOR DOB
02/14/2017	ISSUED FOR DOB
01/07/2017	SUPPLEMENTAL SET
01/02/2017	ISSUED FOR DOB
11/17/2016	FACE PLUMB SET
11/11/2016	100% KIDNEY WASHING SET
10/12/2016	ISSUED FOR DOB
02/03/2016	DOB PLUMB SET

Number:	Date:	Revision:
---------	-------	-----------

Project:
City View Tower at Court Square
23-15 44th Drive
Long Island City, NY 11101

Client:
Cityview Tower LLC
112-15 NORTHERN BLVD, CF-2
CORONA, NY 11368
(718) 321-8652

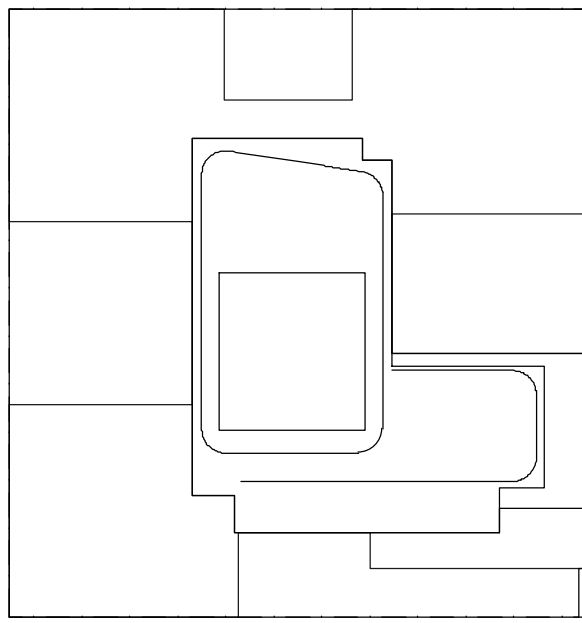
Architect:
HILL | WEST
ARCHITECTS
11 BROADWAY
17TH FLOOR
NEW YORK, NY 10004
T. 212 213 8007

Consultant:
DESIMONE CONSULTING ENGINEERS
140 Broadway 25th Floor
New York, NY, 10005
(212) 532-2211
Cosentini Associates
Two Pennsylvania Plaza, 3rd FL.
New York, NY 10121
(212) 615-3600
Whitehall
11 Broadway, 17th Floor
New York, NY 10004
(212) 908-4940

DOB STAMPS & SIGNATURES:

DWG TITLE:
STAIR A,B,C,D PLANS
REFLECTED CEILING PLAN

SEAL & SIGNATURE: REGISTERED ARCHITECT STEPHEN J. HILL STATE OF NEW YORK	DATE: 10/06/2017
PROJECT #: 15412	SCALE: AS NOTED
DWG NO. A-701.00	102 OF 105



NOTES:

NOT FOR CONSTRUCTION

10/06/2017	ISSUED FOR DOB
09/19/2017	90% CD SET AND #3
08/02/2017	60% CD SET
02/02/2017	90% CD SET
03/30/2017	ISSUED FOR DOB
03/01/2017	ISSUED FOR DOB
02/14/2017	ISSUED FOR DOB
01/07/2017	SUPPLEMENTAL SET
01/05/2017	ISSUED FOR DOB
11/17/2016	FACEBOOK SET
11/11/2016	100% CD FOR MARKING SET
10/12/2016	ISSUED FOR DOB
02/05/2016	DOB PLUMB SET

Number: Date: Revision:

Project:

City View Tower at Court Square
23-15 44th Drive
Long Island City, NY 11101

Client:

Cityview Tower LLC
112-15 NORTHERN BLVD, CF-2
CORONA, NY 11368
(718) 321-8652

Architect:

HILL | WEST
ARCHITECTS
11 BROADWAY
17TH FLOOR
NEW YORK, NY 10004
T. 212 213 8007

Consultant:

DESTIMONE CONSULTING ENGINEERS
140 Broadway 25th Floor
New York, NY, 10005
(212) 532-2211
Cosentini Associates
Two Pennsylvania Plaza, 3rd FL.
New York, NY 10121
(212) 615-3600
Whitehall
11 Broadway, 17th Floor
New York, NY 10004
(212) 908-4940

DOB STAMPS & SIGNATURES:

DWG TITLE:

STAIR SECTION

SEAL & SIGNATURE:

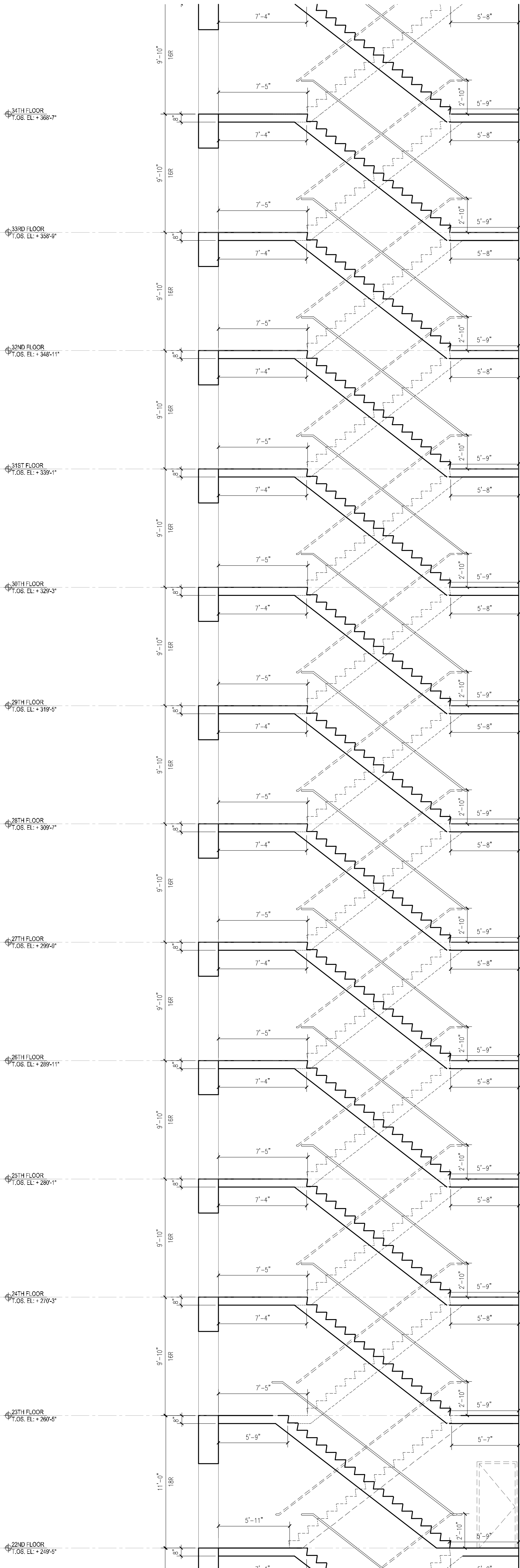


DATE: 10/06/2017

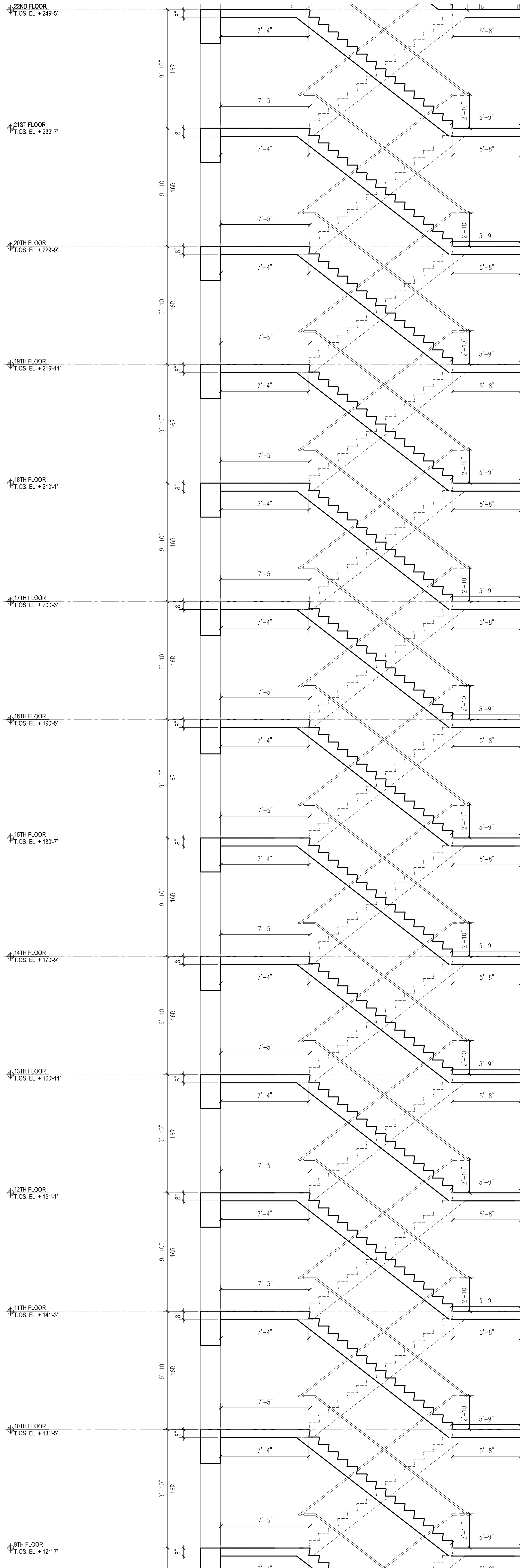
PROJECT # 15412

SCALE: AS NOTED

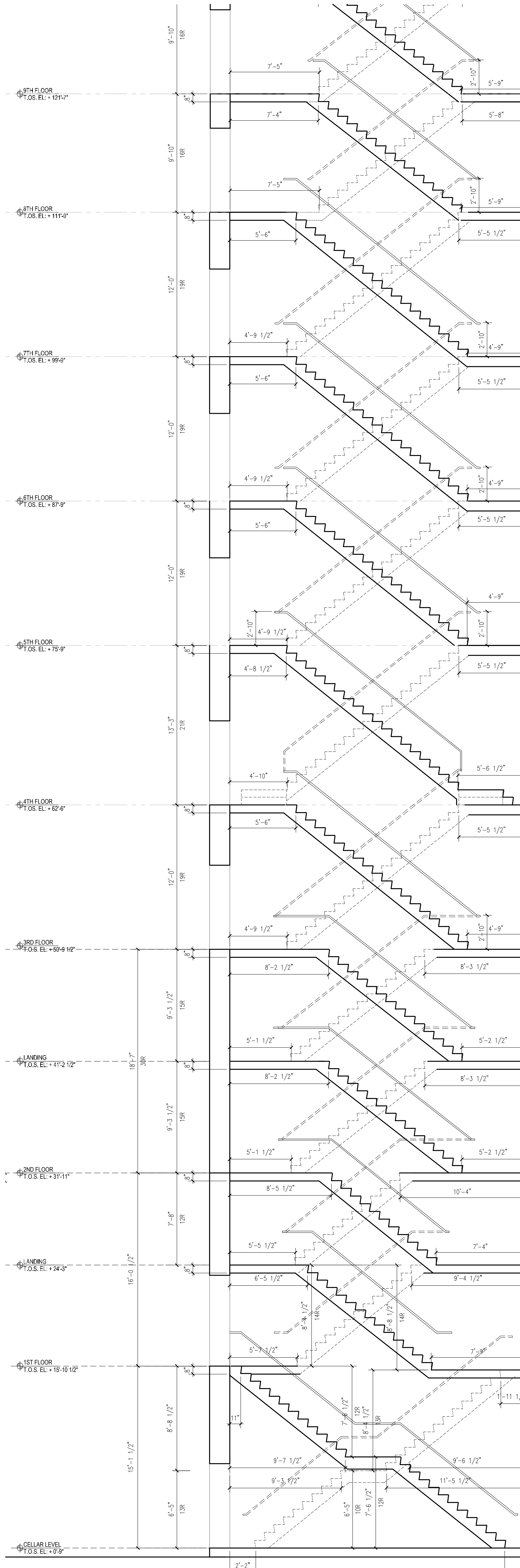
A-703.00
DWG NO.



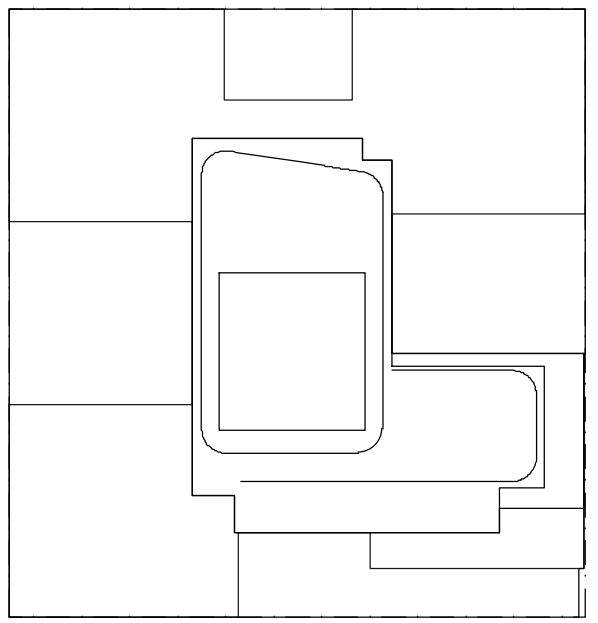
3 STAIR A & B SECTION
1/4" = 1'-0"



2 STAIR A & B SECTION
1/4" = 1'-0"



1 STAIR A & B SECTION
1/4" = 1'-0"



NOTES:

NOT FOR CONSTRUCTION

10/08/2017	ISSUED FOR DOB
02/10/2017	90% CD SET AND #3
04/05/2017	60% CD SET
02/02/2017	90% CD SET
03/09/2017	ISSUED FOR DOB
03/01/2017	ISSUED FOR DOB
02/14/2017	ISSUED FOR DOB
01/07/2017	SUPPLEMENTAL SET
01/05/2017	ISSUED FOR DOB
11/07/2016	FACE PLUMB SET
11/01/2016	100% EDITIONAL WORK SET
10/12/2016	ISSUED FOR DOB

02/05/2016	DOB PLUMB SET
------------	---------------

Number:	Date:	Revision:
---------	-------	-----------

Project:
City View Tower at Court Square
23-15 44th Drive
Long Island City, NY 11101

Client:
Cityview Tower LLC
112-15 NORTHERN BLVD, CF-2
CORONA, NY 11368
(718) 321-8652

Architect:
HILL | WEST
ARCHITECTS
11 BROADWAY
17TH FLOOR
NEW YORK, NY 10004
T. 212 213 8007

Consultant:
DESIMONE CONSULTING ENGINEERS
140 Broadway, 25th Floor
New York, NY, 10005
(212) 532-2211
Cosentini Associates
Two Pennsylvania Plaza, 3rd FL.
New York, NY 10121
(212) 615-3600
Whitehall
11 Broadway, 17th Floor
New York, NY 10004
(212) 908-4940

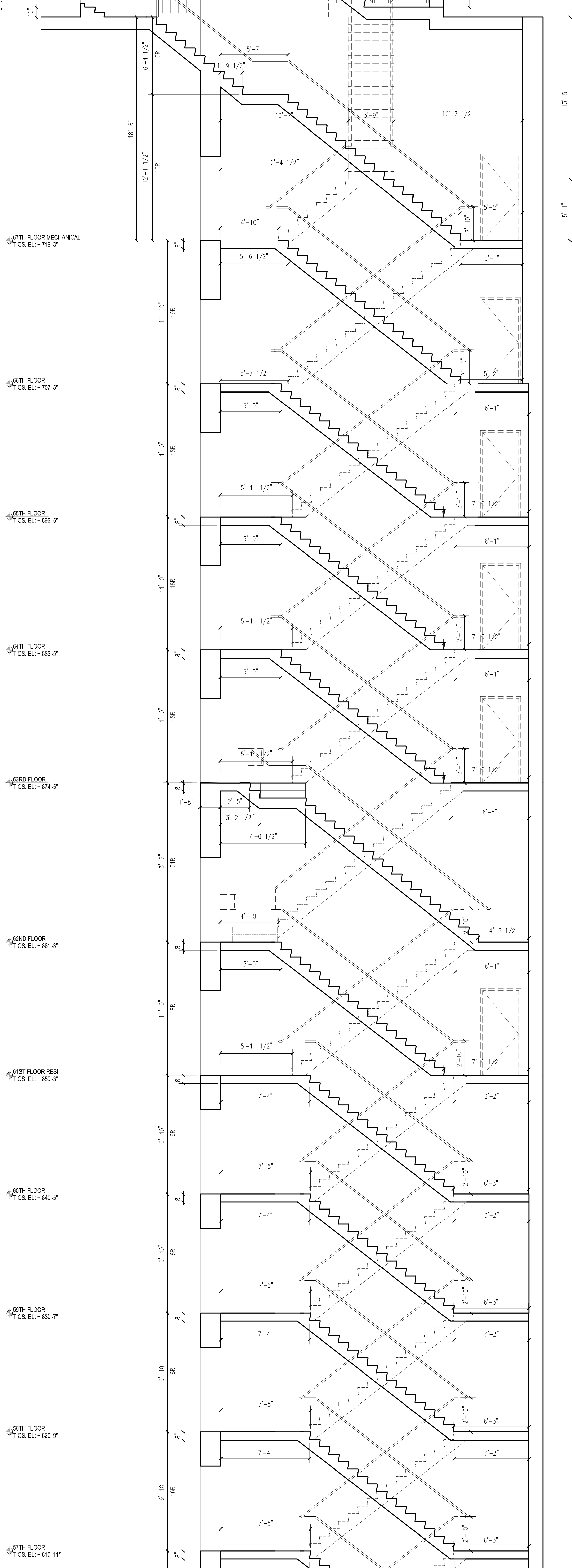
DOB STAMPS & SIGNATURES:

DWG TITLE:

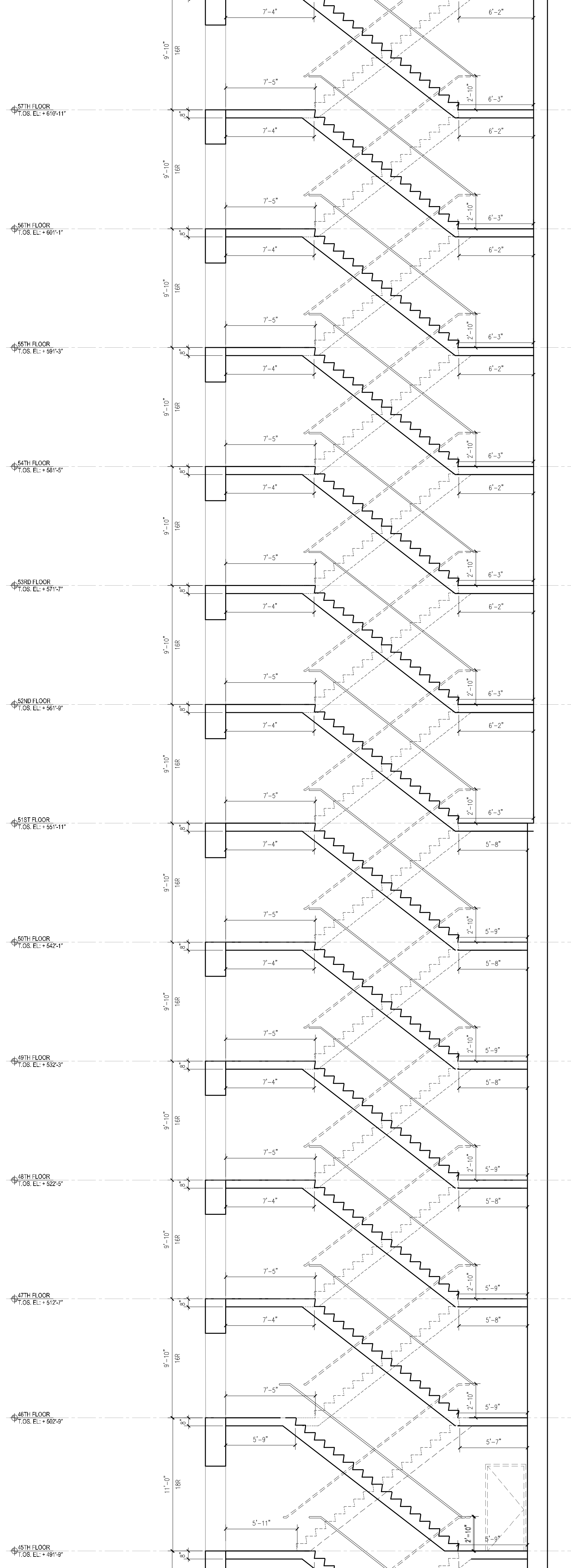
STAIR SECTION

SEAL & SIGNATURE:
REGISTERED ARCHITECT
STEPHEN J. HILL
NEW YORK

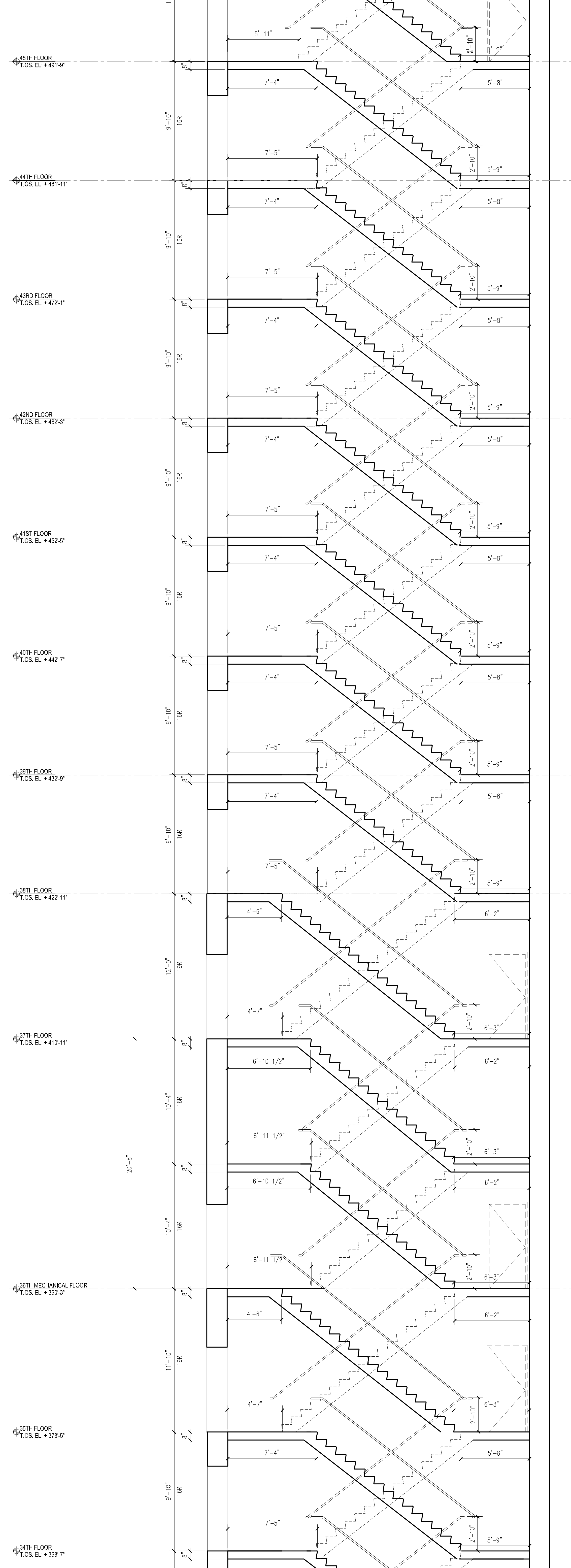
DATE: 10/08/2017
PROJECT #: 15412
SCALE: AS NOTED
DWG NO. A-704.00



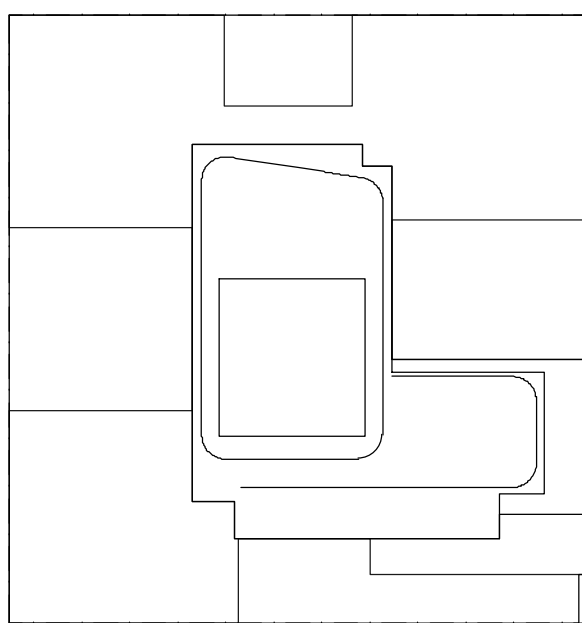
3 STAIR A & B SECTION
1/4" = 1'-0"



2 STAIR A & B SECTION
1/4" = 1'-0"



1 STAIR A & B SECTION
1/4" = 1'-0"



NOTES:

NOT	FOR	CONSTRUCTION
-----	-----	--------------

10/06/2017	ISSUED FOR DOB
09/15/2017	90% CD SET, ADD # 3
06/02/2017	65% CD SET
03/24/2017	50% CD SET
03/10/2017	ISSUED FOR DOB
03/01/2017	ISSUED FOR DOB
02/14/2017	ISSUED FOR DOB
01/27/2017	SUPERSTRUCTURE SET
01/25/2017	ISSUED FOR DOB
11/17/2016	FACADE PRICING SET
11/11/2016	100% BID TO MEET/NO BID SET
10/12/2016	ISSUED FOR DOB

02/05/2016 DOB FILING SET

er:	Date:	Revision:
-----	-------	-----------

**City View Tower at
Court Square**
23-15 44th Drive
Long Island City, NY 11101

Cityview Tower LLC
112-15 NORTHERN BLVD, CF-2
CORONA, NY 11368
(718) 321-8652

HILL | WEST
ARCHITECTS
11 BROADWAY
17TH FLOOR
NEW YORK, NY 10004
T. 212 213 8007

consultant:


**ESIMONE
CONSULTING ENGINEERS**
10 Broadway, 25th Floor
New York, NY, 10005
(212) 532-2211

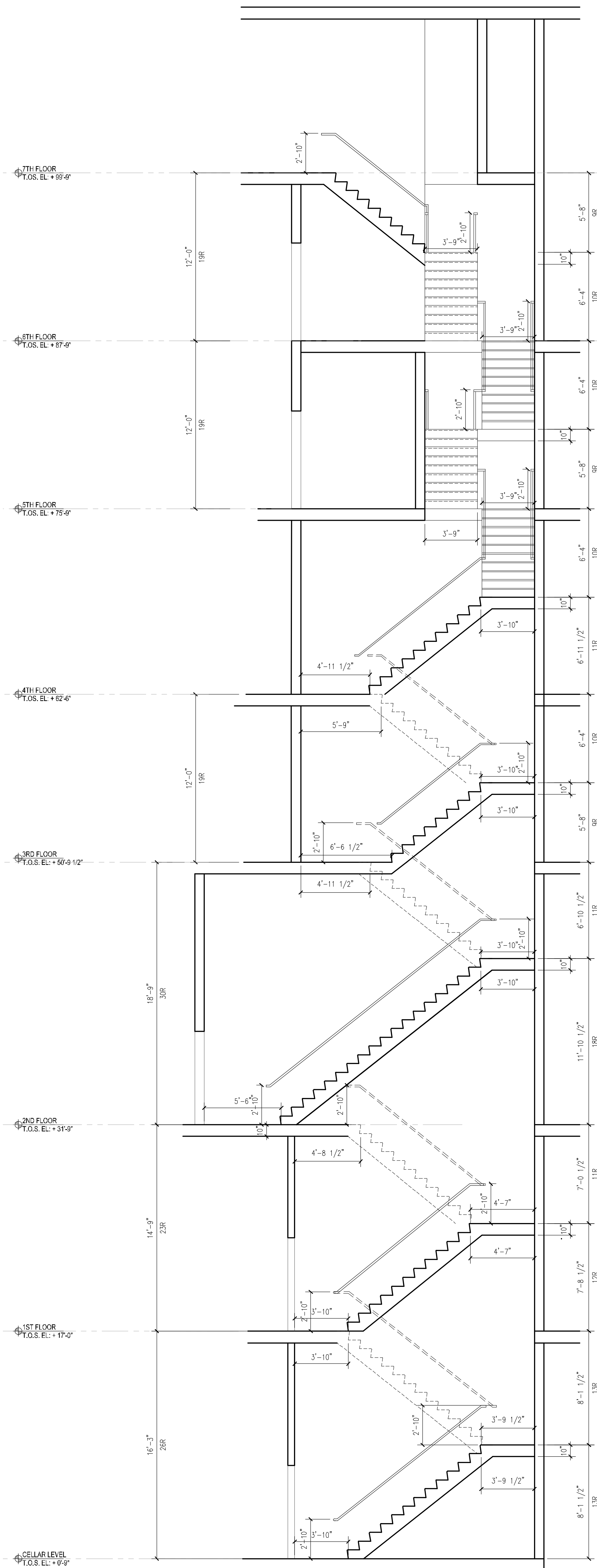
osentini Associates
100 Pennsylvania Plaza, 3rd FL.,
New York, NY 10121
(212) 615-3600

Whitehall
Broadway, 17th Floor
New York, NY 10004
(212) 908-4940

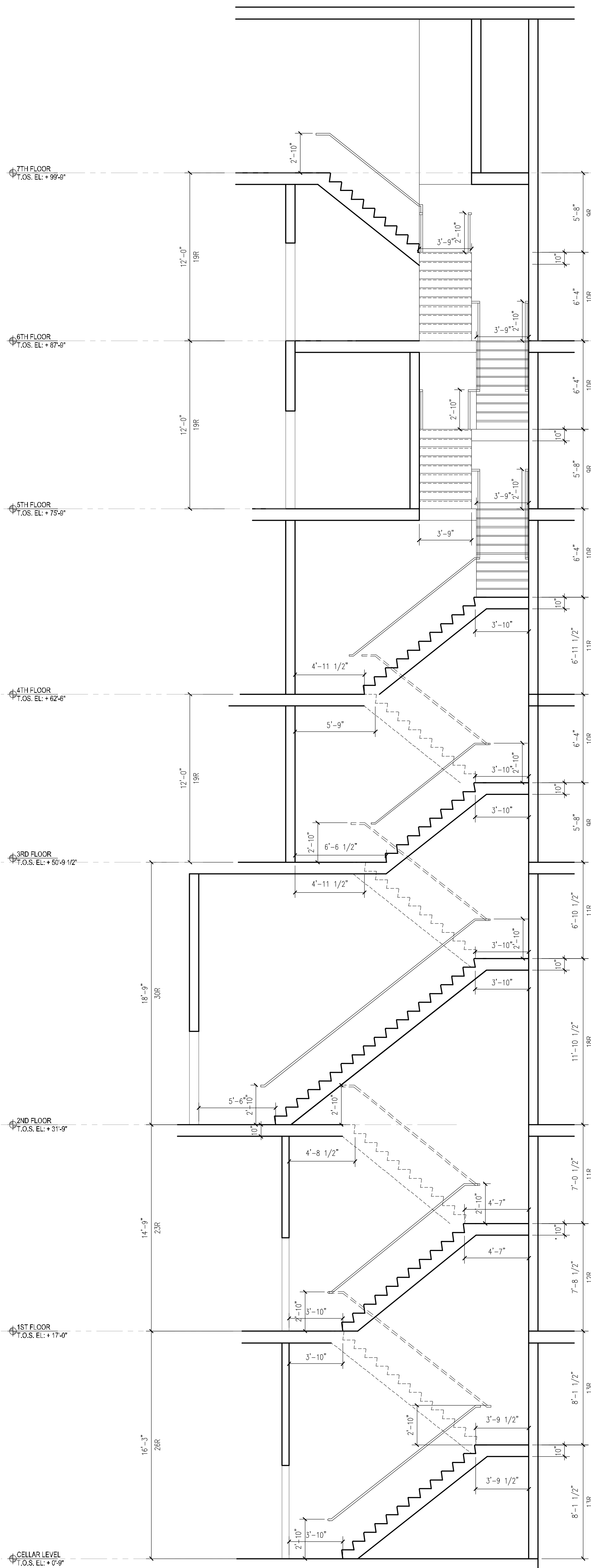
STAMPS & SIGNATURES:

TITLE: STAIR SECTION

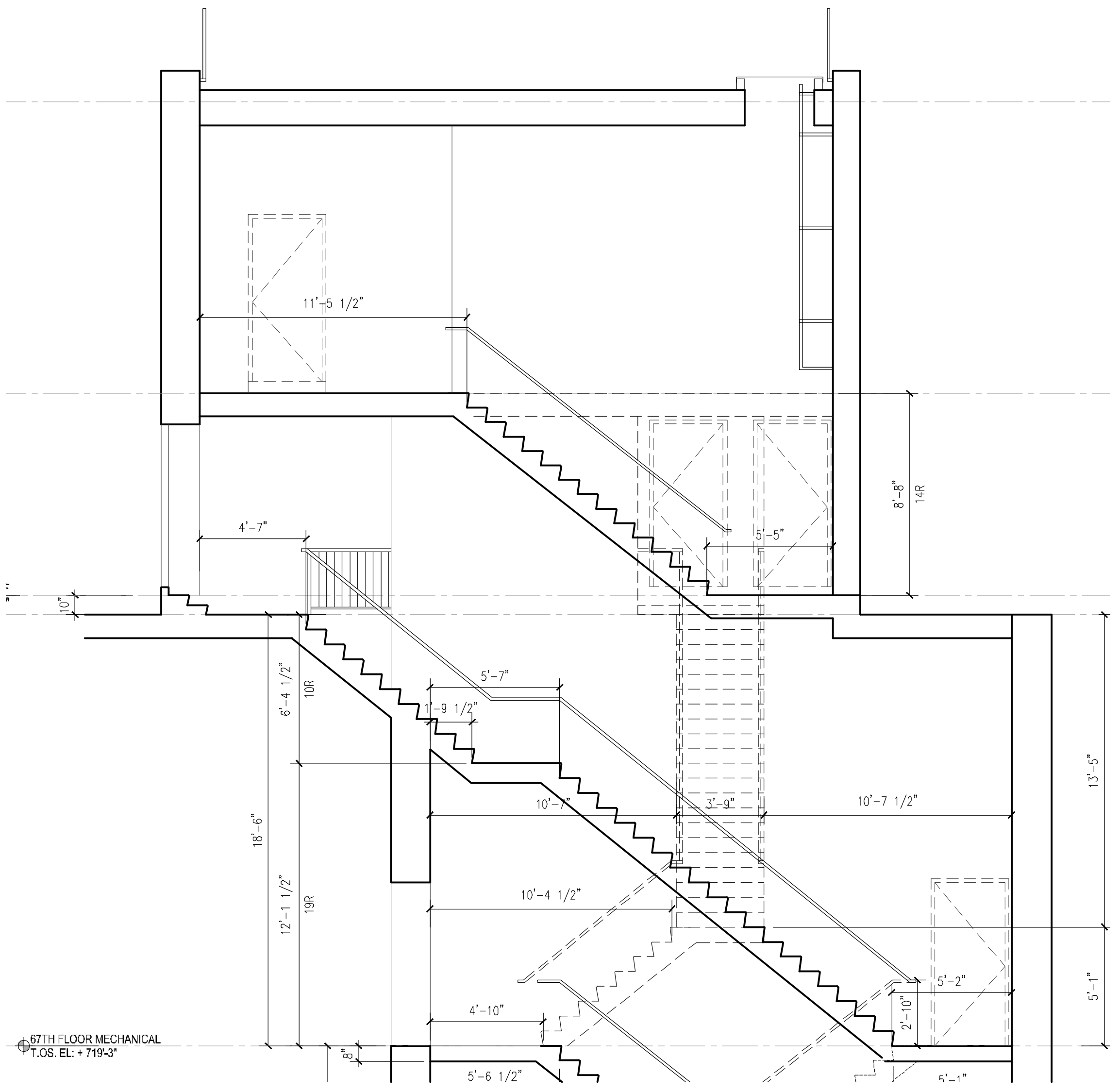
	SIGNATURE:
	DATE: 10/08/2013
	PROJECT #: 15412
	SCALE: AS NOTED
<div style="font-size: 2em; font-weight: bold;">A-705.00</div>	
DWG NO	



3 STAIR D SECTION
1/4" = 1'-0"



2 STAIR C SECTION
1/4" = 1'-0"



1 STAIR A & B SECTION
1/4" = 1'-0"